

Statistics of Warszawa No. 1/2019

28.02.2019

↓ 86.2

Dynamics of construction
and assembly production
y/y

In January 2019, the average employment in the enterprise sector was by 2.1% higher compared to the previous year. The number of registered unemployed persons, despite the increase in comparison with December 2018, remained significantly lower than a year before. The average monthly gross wages and salaries in the enterprise sector increased by 6.4% on a yearly basis. Compared to January 2018, there was an increase in sold production of industry and sold production of construction. Both retail and wholesale sales were higher than a year before. In January this year, fewer dwellings were completed than in the previous year.

Sold production of construction (in current prices) in January 2019 was higher by 8.8% than a year before

Average employment

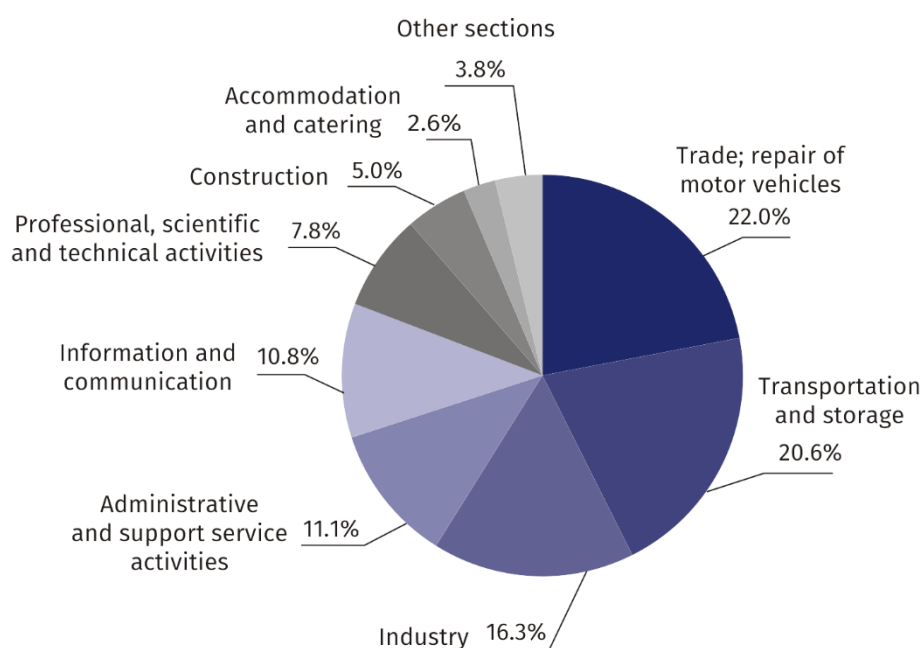
Average employment in the enterprise sector in January 2019 amounted to 1083.5 thous. persons and was by 10.1 thous. persons, i.e. by 0.9% higher than in December 2018 and by 22.5 thous. persons, i.e. by 2.1% higher than in January 2018.

Compared to December 2018, the increase in the average employment was recorded in the following sections: arts, entertainment and recreation (by 4.8%), professional, scientific and technical activities (by 4.0%), accommodation and catering (by 3.4%), construction (by 3.0%), trade; repair of motor vehicles (by 2.4%), information and communication (by 2.3%), real estate activities (by 2.1%), transportation and storage (by 1.4%).

However, the decrease in the average employment occurred in the sections of industry (by 4.3%) and administrative and support service activities (by 0.3%).

Average employment in the enterprise sector in January 2019 was by 2.1% higher than a year before

Chart 1. Structure of average employment by PKD sections in January 2019



Compared to January 2018, the increase in the average employment was recorded in the following sections: professional, scientific and technical activities (by 8.7%), construction (by 5.5%), trade; repair of motor vehicles and information and communication (by 4.4% each), transportation and storage (by 3.8%), arts, entertainment and recreation (by 3.5%), accommodation and catering (by 2.1%), real estate activities (by 1.5%).

The decrease in average employment occurred in the sections of administrative and support service activities (by 4.6%) and industry (by 3.1%).

Registered unemployment

At the end of January 2019, the number of registered unemployed persons amounted to 20071 and was by 689 persons, i.e. by 3.6% higher than at the end of December 2018 and by 6333 persons, i.e. by 24.0% lower than in the corresponding period of 2018.

The number of registered unemployed women amounted to 10011, which accounted for 49.9% of the total unemployed (50.1% a month before, and 50.0% a year before) and 13.5% of unemployed women in Mazowieckie voivodship. Compared to December 2018, the number of unemployed women increased by 304 persons, i.e. by 3.1%, and compared to January 2018, decreased by 3188 persons, i.e. by 24.2%.

The registered unemployed rate amounted to 1.5% (as in the previous month and 2.0% a year earlier), the average in Mazowieckie voivodship was 5.1% (a month before 4.9% and 5.7% a year before), while the national average was 6.1% (a month before 5.8%, and a year before 6.8%).

In January 2019, there were 3380 unemployed persons registered in labour offices (2453 in December 2018, and 3550 in January 2018). Registered unemployed persons accounted for 16.3% of the total registered unemployed in the voivodship.

The number of persons registering for the first time amounted to 951 (a month before 569), which accounted for 28.1% of total unemployed persons who registered in January 2019 and 24.8% of persons registered for the first time in the voivodship. The share of persons terminated for company reasons among unemployed persons registered in January 2019 amounted to 2.6% (in Mazowieckie voivodship 3.9%), a month before 1.4%, a year before 2.7%.

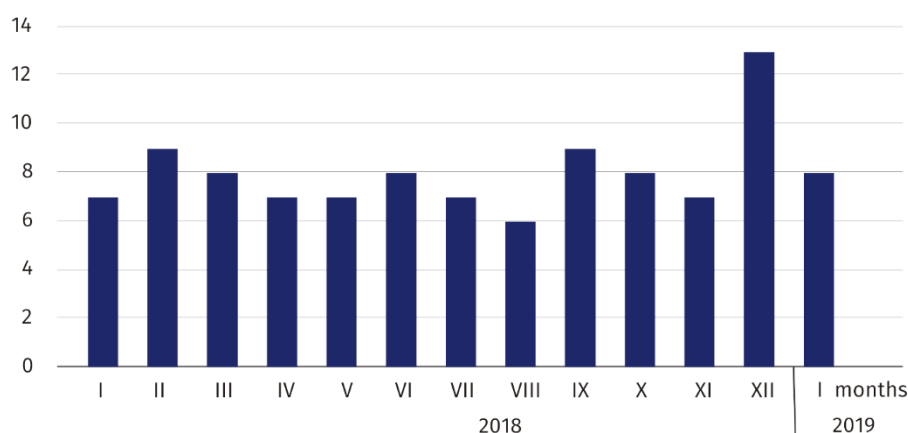
In January 2019, 2691 persons were removed from unemployment rolls (2897 in December 2018, and 3202 in January 2018), which accounted for 19.3% of unemployed persons removed from unemployment rolls in Mazowieckie voivodship. Out of unemployed persons removed from unemployment rolls, 1357 persons took up work. Moreover, 766 persons lost their status of the unemployed as a result of not confirming their readiness to take up work. The reason for removing from the register was also voluntarily giving up the status of the unemployed, starting training or traineeship, acquisition of retirement rights of pre-retirement benefit, acquisition of pension rights and other.

There were 16883 persons who were not entitled to the unemployment benefit, i.e. 84.1% of total registered unemployed persons (a year before 22470 persons, i.e. 85.1%). Whereas 3188 unemployed persons were entitled to the unemployment benefit.

At the end of January 2019, the number of registered unemployed persons was by 24.0% lower than a year before, and the unemployment rate amounted to 1.5%

In January 2019, the number of unemployed persons removed from unemployment rolls was by 16.0% lower than in the previous year

Chart 2. Number of unemployed persons per 1 job offer (as of end of month)



In January 2019, there were 4131 job offers submitted to labour offices, which accounted for 24.3% of job offers in Mazowieckie voivodship and at the end of this month the labour offices had job offers for 2557 persons. There were 8 persons registered as unemployed per one job offer at the end of January 2019 (a month before 13, a year before 7), in Mazowieckie voivodship 16 persons (a month before 25 persons, a year before 12).

In January 2019, there were by 38.2% less submitted job offers than a year before

Wages and salaries

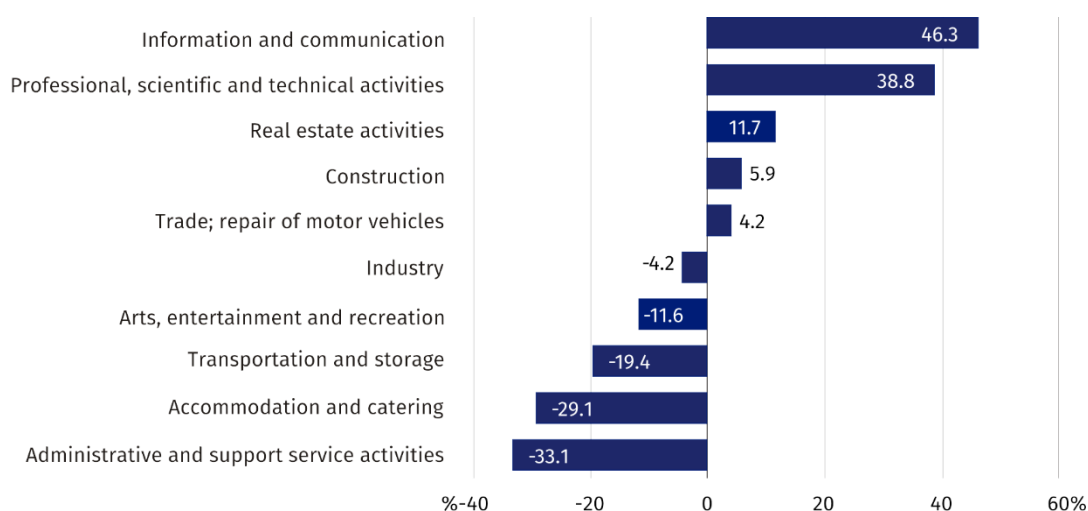
Average monthly gross wages and salaries in the enterprise sector in January 2019 amounted to PLN 6272.71 and were by 2.8% lower compared to the previous month and by 6.4% higher than in the corresponding period of 2018.

In comparison with December 2018, a decrease in the average wages and salaries was recorded in the sections related to: arts, entertainment and recreation (by 18.5%), real estate activities (by 12.9%), transportation and storage (by 4.6%), construction and trade; repair of motor vehicles (by 4.2% each), industry (by 2.8%), accommodation and catering (by 1.3%), information and communication (by 0.7%), professional, scientific and technical activities (by 0.4%).

Whereas an increase in the average gross wages and salaries was recorded in the section related to administrative and support section activities (by 2.6%).

Average monthly gross wages and salaries in the enterprise sector in January 2019 amounted to PLN 6272.71 and were by 6.4% higher than in January 2018

Chart 3. Relative deviations of monthly gross wages and salaries in selected sections from average wages and salaries in the enterprise sector in January 2019



Compared to January 2018, an increase in the average gross wages and salaries was recorded in the sections: administrative and support service activities (by 12.5%), construction (by 7.9%), arts, entertainment and recreation (by 7.8%), transportation and storage (by 7.6%), real estate activities (by 6.7%), industry (by 6.3%), trade; repair of motor vehicles (by 6.2%), accommodation and catering (by 5.2%), information and communication (by 2.4%), professional, scientific and technical activities (by 0.6%).

Industry

Sold production of industry in January 2019 amounted to (in current prices) PLN 11765.8 million and was (in constant prices) higher than in the corresponding month of 2018 by 8.8%. In comparison with January 2018, sold production in manufacturing increased by 6.0%.

Among divisions included in manufacturing, the sale increased among others in: manufacture of beverages (by 54.3%), manufacture of machinery and equipment n.e.c. (by 51.7%), manufacture of computer, electronic and optical products (by 44.5%), manufacture of other transport equipment (by 35.9%), manufacture of pharmaceutical products (by 16.3%), manufacture of food products (by 10.5%), manufacture of leather and related products (by 9.1%), manufacture of other non-metallic mineral products and printing and reproduction of recorded media (by 8.9% each).

Sold production in manufacturing (in constant prices) in January 2019 was by 6.0% higher than a year before

The decrease in sales was recorded, among others, in: other manufacturing (by 65.8%), manufacture of products of cork, straw and wicker (by 43.0%), manufacture of coke and refined petroleum products (by 32.4%), manufacture of basic metals (by 18.0%), manufacture of furniture (by 11.4%), manufacture of rubber and plastic products (by 5.3%).

Labour productivity in industry, measured by the value of sold production per 1 employed person, in January 2019 amounted to PLN 66.5 thousand (in current prices) and was – in constant prices – by 12.3% higher than a year before.

Construction

Sold production of construction in January 2019 amounted to (in current prices) PLN 2365.3 million and compared to December 2018 it was by 51.1% lower, and compared to the corresponding period of the previous year it increased by 7.7%.

Construction and assembly production in January 2019 amounted to PLN 672.3 million (in current prices) and accounted for 28.4% of sold production of construction. Compared to the previous month, construction and assembly production decreased by 54.3%, and in comparison with January 2018, decreased by 13.8%.

The decrease in production compared to the corresponding period of 2018 was recorded in entities conducting activity in construction of buildings (by 32.9%) and in companies carrying out specialized construction activities (by 3.3%). Whereas an increase in production was recorded in entities conducting activity in civil engineering (by 2.8%).

Labour productivity measured by production per 1 person employed in construction, in January 2019 amounted to PLN 43.5 thousand and was lower by 52.5% than a month before and by 2.0% higher than in January 2018.

Trade

Retail sales realized by trade and non-trade enterprises in January 2019 (in current prices) were by 24.6% lower than in December 2018 and by 6.8% higher than in January 2018.

In comparison with December 2018, lower, among others, were other sales in non-specialized stores (by 43.8%), the retail sales of press, books, other sales in specialized stores (by 34.3%), food, beverages and tobacco (by 30.9%), pharmaceuticals, cosmetics and orthopedic equipment (by 30.8%), furniture, electronics and household appliances (by 29.9%), textiles, clothing and footwear (by 28.9%), other sales (by 18.9%).

Compared to January 2018, the sales was higher in the groups: “sale conducted by mail order houses” (by 21.6%), “other sales in non-specialized stores” (by 15.0%), “furniture, electronics and household appliances” (by 12.8%), “textiles, clothing and footwear” (by 11.7%). There was also an increase in the sales of press, books, other sales in specialized stores (by 6.2%), food, beverages and tobacco (by 5.9%), solid, liquid and gas fuels (by 4.9%), motor vehicles, motorcycles, parts (by 2.0%).

However, there was a decrease in the sales of: pharmaceuticals, cosmetics and orthopedic equipment (by 0.3%).

Wholesale in trade enterprises in January 2019 (in current prices) was by 4.8% lower than in the previous month and by 8.8% higher compared to January 2018, and in wholesale enterprises it was lower by 3.4% and higher by 10.7%, respectively.

Construction and assembly production (in current prices) in January 2019 was by 13.8% lower than a year before

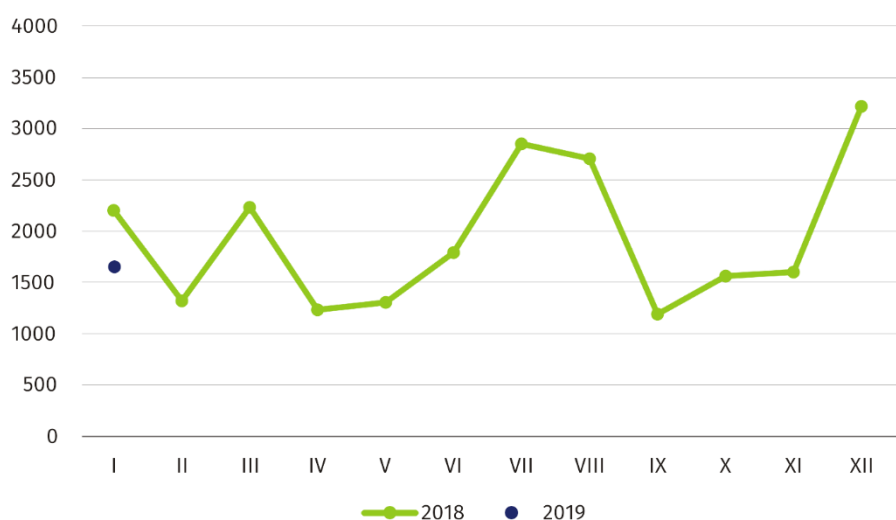
Retail sales (in current prices) realized by trade and non-trade enterprises in January 2019 was by 6.8% higher than in January 2018

Wholesale (in current prices) in trade enterprises was by 8.8% higher than a year before

Housing construction¹

According to preliminary data, in Warszawa in January 2019, 1669 dwellings were completed (by 24.2% less than in the corresponding period of 2018), and in Mazowieckie voivodship 3427 dwellings, i.e. by 16.9% less than in January 2018. The decrease in the number of dwellings completed was recorded in construction for sale or rent from 2149 to 1618 dwellings, i.e. by 24.7% less, in private construction from 52 to 51 dwellings, i.e. by 1.9% less. In other forms of constructions, i.e. cooperative, municipal, public building societies and company, there were no completed dwellings.

Chart 4. Dwellings completed



In January 2019, construction began in 2091 dwellings (by 18.9% more than in the corresponding period of 2018), of which: 2063 in construction for sale or rent, 28 in private construction.

In January 2019, the number of dwellings for which permits have been granted or which have been registered with a construction project amounted to 1880 (by 56.7% less than in the corresponding period of 2018), of which 55 dwellings in buildings built by private investors.

The average useful floor area of a completed dwelling in January 2019 amounted to 58.5 m² and increased in comparison with the corresponding period of 2018 by 2.0 m². In private construction, the average useful floor area of a dwelling amounted to 168.5 m² (by 42.2m² less than in the corresponding period of 2018), in construction for sale or rent — 55.0 m² (by 2.2m² more).

In January 2019, construction began in 2091 dwellings, i.e. by 18.9% more than in the corresponding period of the previous year

¹ Reporting data – may change after preparing quarterly report.

Prepared by:
Mazovian Centre for Regional Surveys
Statistical Office in Warszawa
Małgorzata Bieñkowska
Joanna Podolska
Tel: 22 464 21 96, 22 464 20 96
e-mail: m.bienkowska@stat.gov.pl
e-mail: j.podolska@stat.gov.pl

Issued by:
Statistical Information Centre
Marcin Kałuski
Tel: 22 464 20 91
e-mail: m.kaluski@stat.gov.pl

Translated by:
Agnieszka Gromek-Żukowska
Tel: 22 464 22 42
e-mail: a.gromek-zukowska@stat.gov.pl

Press Office

tel.: 22 464 20 91

e-mail: m.kaluski@stat.gov.pl



warszawa.stat.gov.pl/en/



@Warszawa_STAT

Related information

[Communications and Announcements](#)

Data available in databases

[Local Data Bank → Labour market](#)

Terms used in official statistics

[Registered unemployed persons](#)

[Registered unemployed rate](#)

[Average employment](#)

[Average monthly gross wages and salaries](#)

[Dwellings completed](#)

[Gross turnover profitability rate](#)

[Net turnover profitability rate](#)

Evaluate
the study

