

Statistics of Warszawa No. 11/2018

↑ 117.8

Indices of construction and assembly production y/y

In November 2018, the average employment in the enterprise sector was by 2.8% higher compared to the previous year. The number of registered unemployed persons was lower than in the previous month and in the previous year. The average monthly gross wages and salaries in the enterprise sector increased by 8.1% on a yearly basis. Compared to November 2017, there was an increase in sold production of industry and sold production of construction. Both retail and wholesale sales were higher than a year before. In the period January–November 2018 more dwellings were completed than in the previous year.

2.01.2019

Sold production of construction (in current prices) in November 2018 was higher by 36.7% than a year before

Average employment

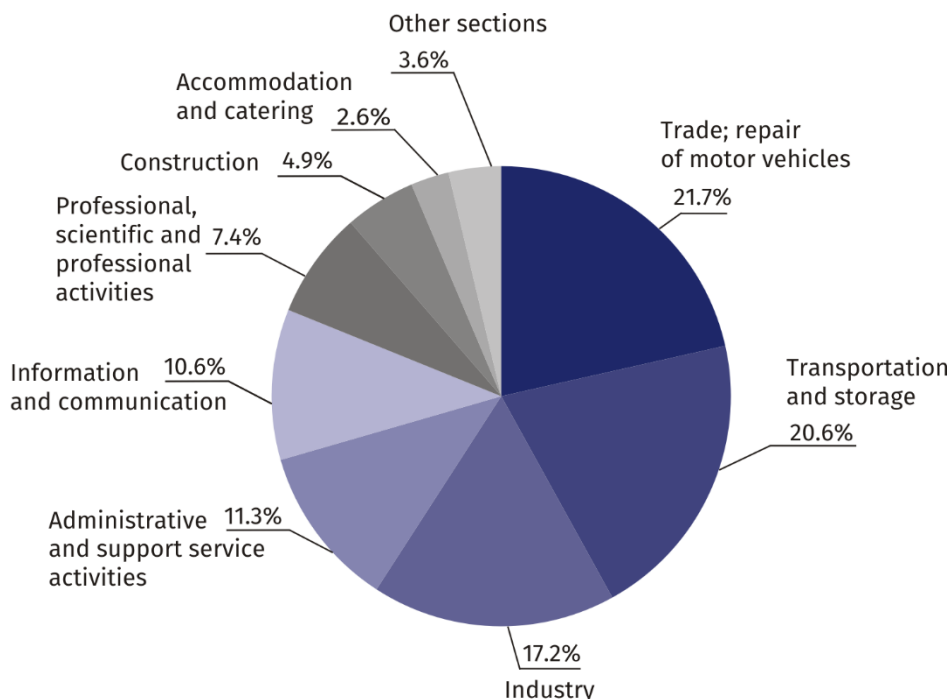
Average employment in the enterprise sector in November 2018 amounted to 1 069.8 thous. persons and was by 3.4 thous. persons, i.e. by 0.3% higher than in October 2018 and by 28.9 thous. persons, i.e. by 2.8% higher than in November 2017.

Compared to October 2018, the increase in the average employment was recorded in the sections: real estate activities and professional, scientific and technical activities (by 0.5% each), trade; repair of motor vehicles, information and communication and industry (by 0.4% each), transportation and storage and administrative and support service activities (by 0.3% each), arts, entertainment and recreation (by 0.2%).

However, the decrease in the average employment occurred in the sections of construction (by 0.3%) and accommodation and catering (by 0.2%).

Average employment in the enterprise sector in November 2018 was higher by 2.8% than a year before

Figure 1. Structure of average employment by PKD sections in November 2018



Compared to November 2017, the increase in the average employment was recorded in the sections: professional, scientific and technical activities (by 7.9%), construction (by 6.1%), transportation and storage (by 3.9%), trade; repair of motor vehicles (by 3.3%), industry (by 2.5%), information and communication (by 2.4%), real estate activities (by 1.8%), accommodation and catering (by 1.4%).

The decrease in average employment occurred in the sections of administrative and support service activities (by 2.6%) and arts, entertainment and recreation (by 0.5%).

Registered unemployment

At the end of November 2018, the number of registered unemployed persons amounted to 19826 and was by 390 persons, i.e. by 1.9% lower than at the end of October 2018 and by 6 771 persons, i.e. by 25.5% lower than in the corresponding period of 2017.

The number of registered unemployed women amounted to 10015, which accounted for 50.5% of the total unemployed (50.8% a month before, and 50.0% a year before) and 14.1% of unemployed women in Mazowieckie voivodship. Compared to October 2018, the number of unemployed women decreased by 262 persons, i.e. by 2.5%, and compared to November 2017, decreased by 3291 persons, i.e. by 24.7%

The registered unemployed rate amounted to 1.5% (a month before 1.5% and a year before 2.1%), the average in Mazowieckie voivodship was 4.8% (a month before 4.8% and 5.6% a year before), while the national average was 5.7% (a month before 5.7%, and a year before 6.5%).

In November 2018, there were 2 889 unemployed persons registered in labour offices (2 991 in October 2018, and 3 268 in November 2017). Registered unemployed persons accounted for 17.2% of the total registered unemployed in the voivodship.

The number of persons registering for the first time amounted to 820 (a month before 879), which accounted for 28.4% of total unemployed persons who registered in November 2018 and 26.9% of persons registered for the first time in the voivodship. The share of persons terminated for company reasons among unemployed persons registered in November 2018 amounted to 1.5% (in Mazowieckie voivodship 3.5%), a month before 1.5%, a year before 2.2%.

In November 2018, 3 279 persons were removed from unemployment rolls (3 965 in October 2018, and 3 608 in November 2017), which accounted for 21.0% of unemployed persons removed from unemployment rolls in Mazowieckie voivodship. Out of unemployed persons removed from unemployment rolls, 1 566 persons took up work. Moreover, 1 098 persons lost their status of the unemployed as a result of not confirming their readiness to take up work. The reason for removing from the register was also voluntary giving up the status of the unemployed, starting training or traineeship, acquisition of retirement rights of pre-retirement benefit, acquisition of pension rights and other.

There were 16 729 persons who were not entitled to the unemployment benefit, i.e. 84.4% of total registered unemployed persons (a year before 22 600 persons, i.e. 85.0%). Whereas 3 097 unemployed persons were entitled to the unemployment benefit.

At the end of November 2018, the number of registered unemployed persons was by 25.5% lower than a year before, and the unemployment rate amounted to 1.5%

Figure 2. Number of unemployed persons per 1 job offer (as of the end of month)



In November 2018, there were 3 905 job offers submitted to labour offices, which accounted for 24.3% of job offers in Mazowieckie voivodship and at the end of this month the labour offices had job offers for 2 886 persons. There were 7 persons registered as unemployed per one job offer at the end of November 2018 (a month before 8, a year before 6), in Mazowieckie voivodship 12 persons (a month before 13 persons, a year before 12).

Wages and salaries

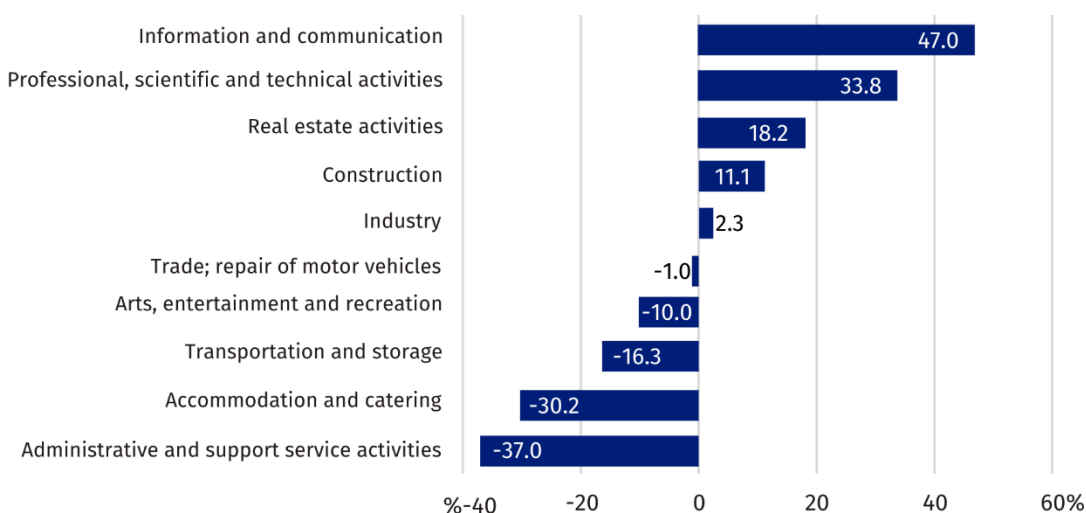
Average monthly gross wages and salaries in the enterprise sector in November 2018 amounted to PLN 6196.38 and were by 2.7% lower compared to the previous month and by 8.1% higher than in the corresponding period of 2017.

In comparison with October 2018, a decrease in the average wages and salaries was recorded in the sections: transportation and storage (by 14.2%), construction (by 8.3%), trade; repair of motor vehicles (by 1.7%), arts, entertainment and recreation (by 1.1%), information and communication (by 0.9%).

Whereas an increase in the average gross wages and salaries was recorded in the sections: real estate activities (by 6.2%), industry (by 6.0%), accommodation and catering (by 0.3%), administrative and support service activities (by 0.2%).

Average monthly gross wages and salaries in the enterprise sector in November 2018 amounted to PLN 6196.38 and were by 8.1% higher than in November 2017

Figure 3. Relative deviations of monthly gross wages and salaries in selected sections from average wages and salaries in the enterprise sector in November 2018



Compared to November 2017, an increase in the average gross wages and salaries was recorded in the sections: accommodation and catering (by 13.9%), transportation and storage (by 10.6%), arts, entertainment and recreation (by 10.1%), construction (by 9.1%), administrative and support service activities (by 9.0%), industry and information and communication (by 7.4% each), trade; repair of motor vehicles (by 7.3%), real estate activities (by 5.3%), professional, scientific and technical activities (by 2.2%).

Industry

Sold production of industry in November 2018 amounted to (in current prices) PLN 11451.1 mln and was (in constant prices) higher than in November 2017 by 5.1%. In comparison to November 2017, sold production in manufacturing increased by 4.4%.

In January–November 2018, sold production of industry amounted to PLN 113396.2 mln (in current prices) and was (in constant prices) higher by 5.6% than in the corresponding period of 2017. Production in manufacturing increased by 5.2%.

Among divisions included in manufacturing, the sale increased among others in: other manufacturing (by 56.5%), manufacture of other transport equipment (by 51.5%), manufacture of furniture (by 30.7%), manufacture of wearing apparel (by 23.8%), manufacture of metal products

Sold production of industry (in constant prices) in November 2018 was by 5.1% higher than a year before

(by 21.0%), manufacture of pharmaceutical products (by 19.8%), manufacture of other non-metallic mineral products (by 17.1%).

A decrease in sales was recorded, among others, in: manufacture of machinery and equipment n.e.c. (by 25.0%), manufacture of products of wood, cork, straw and wicker (by 15.5%), printing and reproduction of recorded media (by 10.4%), repair and installation of machinery and equipment (by 6.5%).

Labour productivity in industry, measured by the value of sold production per 1 employed person, in January–November 2018 amounted to PLN 622.4 thous. (in current prices) and was – in constant prices – by 3.1% higher than a year before.

Construction

Sold production of construction in November 2018 amounted to (in current prices) PLN 4548.1 mln and compared to October 2018, was by 7.9% lower, and compared to the corresponding period of the previous year, increased by 36.7%.

In January–November 2018, sold production of construction reached PLN 45511.7 mln, i.e. by 21.5% higher than in the corresponding period of 2017.

Construction and assembly production in November 2018 amounted to PLN 1402.5 mln (in current prices) and accounted for 30.8% of sold production of construction. Compared to the previous month, construction and assembly production decreased by 12.2%, and in comparison with November 2017 increased by 17.8%.

In January–November 2018, construction and assembly production amounted to PLN 12921.6 mln and accounted for 28.4% of sold production of construction (a year before 29.2%). In comparison with the corresponding period of the previous year, construction and assembly production increased by 17.9%.

An increase in production compared to the corresponding period of 2017 was recorded in enterprises carrying out specialized construction activities (by 41.4%), in entities dealing with civil engineering (by 16.7%), in entities dealing with construction of buildings (by 9.6%).

Labour productivity measured by production per 1 person employed in construction, in November 2018 amounted to PLN 86.9 thous. and was by 7.6% lower than a month before and by 28.9% higher than in November 2017.

Trade

Retail sales realized by trade and non-trade enterprises in November 2018 (in current prices) were by 1.4% higher than in October 2018 and by 8.8% higher than in November 2017.

In comparison with October 2018, higher, among others, was the retail sales conducted by mail order houses (by 26.1%), pharmaceuticals, cosmetics and orthopedic equipment (by 14.4%), furniture, electronics and household appliances (by 11.1%), textiles, clothing and footwear (by 4.1%). Whereas, lower, among others, was the sale of solid, liquid and gas fuels (by 7.8%), press, books, other sales in specialized stores (by 4.0%), food, beverages and tobacco (by 2.5%).

Compared to November 2017, higher sales were recorded in the groups: “retail sales conducted by mail order houses” (by 21.7%), “others” (by 21.3%), “textiles, clothing and footwear” (by 17.6%). There was also an increase in other retail sales in non-specialized stores (by 15.2%), sales of solid, liquid and gas fuels (by 13.6%), furniture, electronics and household appliances (by 10.1%), pharmaceuticals, cosmetics and orthopedic equipment (by 9.2%), food, beverages and tobacco (by 4.3%). However, sales of motor vehicles, motorcycles, parts were lower (by 10.5%).

In January–November 2018, in comparison with the corresponding period of 2017, retail sales increased by 7.4%.

Wholesale in trade enterprises in November 2018 (in current prices) was by 0.4% higher than in the previous month and by 15.5% higher compared to November 2017, and in wholesale enterprises it was higher by 1.3% and 14.0%, respectively.

Construction and assembly production (in current prices) in November 2018 was by 17.8% higher than a year before

Retail sales (in current prices) realized by trade and non-trade enterprises in November 2018 was by 8.8% higher than in November 2017

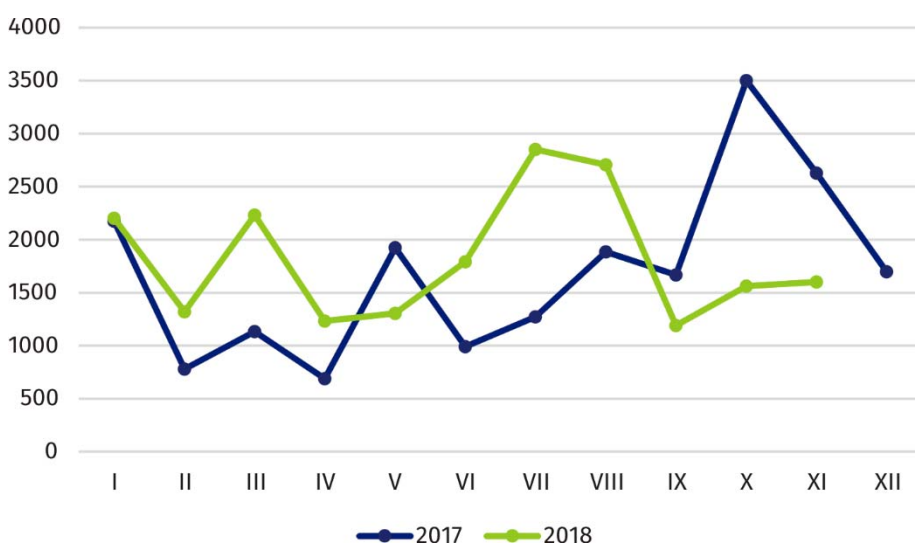
Wholesale (in current prices) in trade enterprises was by 15.5% higher than a year before

In January–November 2018, wholesale in trade enterprises was higher by 14.4% than in the previous year, while in wholesale enterprises higher by 11.6%.

Housing construction¹

According to preliminary data, in Warszawa in January–November 2018, 19998 dwellings were completed (by 7.3% more than in the corresponding period of 2017), and in Mazowieckie voivodship 35548 dwellings, i.e. by 4.9% more than in January–November 2017. An increase in the number of dwellings completed was recorded in construction for sale or rent from 17598 to 19129 dwellings, i.e. by 8.7% more, in municipal construction from 54 to 68 dwellings, i.e. by 25.9% more. While private construction recorded a decrease from 695 to 606 dwellings, i.e. by 12.8% less, in cooperative construction from 285 to 138 dwellings, i.e. by 51.6% less. Moreover, in January–November 2018, 56 dwellings were completed by public building societies and 1 in company construction.

Figure 4. Dwellings completed



In January–November 2018, construction began in 23028 dwellings (by 14.1% more than in the corresponding period of 2017), of which: 22290 in construction for sale or rent, 566 in private construction, 87 in cooperative construction, 85 in public building societies.

In January–November 2018, the number of dwellings for which permits have been granted or which have been registered with a construction project amounted to 22703 (by 0.4% more than in the corresponding period of 2017), of which 683 dwellings in buildings built by private investors.

The average useful floor area of a completed dwelling in January–November 2018 amounted to 59.7 m² and decreased in comparison with the corresponding period of 2017 by 3.2 m². In private construction, the average useful floor area of a dwelling amounted to 187.8 m² (by 0.7% less than in the corresponding period of 2017), in cooperative construction – 57.5 (by 3.6% less), in dwellings built by public building societies – 55.9 m², in construction for sale or rent – 55.7 m² (by 2.4 m² less), in municipal construction – 52.1 m² (by 11.0 m² more).

In January–November 2018, construction began in 23028 dwellings, i.e. by 14.1% more than in the corresponding period of the previous year

¹ Reporting data – may change after preparing quarterly reports.

Prepared by:
Mazovian Centre for Regional Surveys
Statistical Office in Warszawa
Małgorzata Bieñkowska
Joanna Podolska
Tel: 22 464 21 96, 22 464 20 96
e-mail: m.bienkowska@stat.gov.pl
e-mail: j.podolska@stat.gov.pl

Issued by:
Statistical Information Centre
Marcin Kałuski
Tel: 22 464 20 91
e-mail: m.kaluski@stat.gov.pl

Translated by:
Agnieszka Gromek-Żukowska
Tel: 22 464 22 42
e-mail: a.gromek-zukowska@stat.gov.pl

Press office
tel.: 22 464 20 91
e-mail: m.kaluski@stat.gov.pl



warszawa.stat.gov.pl



@Warszawa_STAT

Related information

[Communications and Announcements](#)

Data available in databases

[Local Data Bank → Labour market](#)

Terms used in official statistics

[Registered unemployed persons](#)

[Registered unemployed rate](#)

[Average employment](#)

[Average monthly gross wages and salaries](#)

[Dwellings completed](#)

[Gross turnover profitability rate](#)

[Net turnover profitability rate](#)

