

Statistics of Warszawa No. 10/2018

29.11.2018

↑ 140.9
Indices of construction and assembly production y/y

In October 2018, the average employment in the enterprise sector was by 2.8% higher compared to the previous year. The number of registered unemployed persons was lower than in the previous month and in the previous year. The average monthly gross wages and salaries in the enterprise sector increased by 6.6% on a yearly basis. Compared to October 2017, there was an increase in sold production of industry and sold production of construction. Both retail and wholesale sales were higher than a year before. In the period January–October this year more dwellings were completed than in the previous year.

Sold production of construction (in current prices) in October 2018 was higher by 39.8% than a year before

Average employment

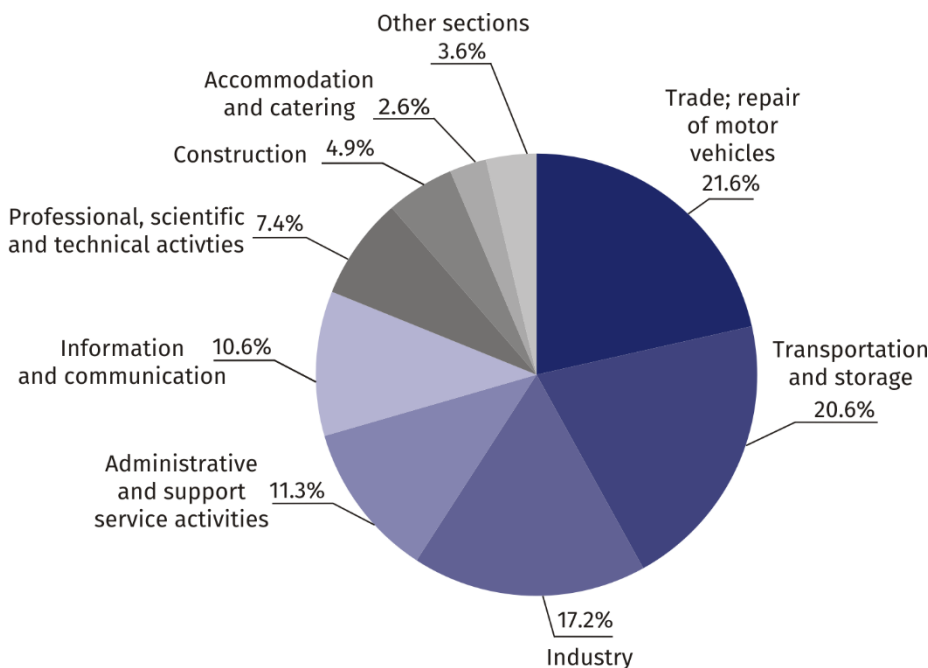
Average employment in the enterprise sector in October 2018 amounted to 1 066.4 thous. persons and was by 0.4 thous. persons higher than in September 2018 and by 28.9 thous. persons, i.e. by 2.8% higher than in October 2017.

Compared to September 2018, the increase in the average employment was recorded in the sections: construction and real estate activities (by 0.4% each), arts, entertainment and recreation, trade; repair of motor vehicles, information and communication and industry (by 0.3% each), transportation and storage (by 0.2%).

However, the decrease in the average employment occurred in the sections: accommodation and catering (by 1.5%), administrative and support service activities (by 1.0%), professional, scientific and technical activities (by 0.4%).

Average employment in the enterprise sector in October 2018 was higher by 2.8% than a year before

Figure 1. Structure of average employment by PKD sections in October 2018



Compared to October 2017, the increase in the average employment was recorded in the sections: professional, scientific and technical activities (by 7.6%), construction (by 6.2%), transportation and storage (by 4.0%), trade; repair of motor vehicles (by 3.7%), information and communication (by 2.3%), accommodation and catering (by 1.9%), industry (by 1.8%), real estate activities (by 1.1%).

The decrease in average employment occurred in the sections: administrative and support service activities (by 2.2%) and arts, entertainment and recreation (by 0.2%).

Registered unemployment

At the end of October 2018, the number of registered unemployed persons amounted to 20216 and was by 974 persons, i.e. by 4.6% lower than at the end of September 2018 and by 6721 persons, i.e. by 25.0% lower than in the corresponding period of 2017.

The number of registered unemployed women amounted to 10 277, which accounted for 50.8% of the total unemployed (51.3% a month before, and 50.3% a year before) and 14.6% of unemployed women in Mazowieckie voivodship. Compared to September 2018, the number of unemployed women decreased by 599 persons, i.e. by 5.5%, and compared to October 2017 it decreased by 3 259 persons, i.e. by 24.1%

The registered unemployed rate amounted to 1.5% (a month before 1.6% and a year before 2.1%), the average in Mazowieckie voivodship was 4.8% (a month before 4.9% and 5.6% a year before), while the national average was 5.7% (a month before 5.7%, and a year before 6.6%).

In October 2018, there were 2 991 unemployed persons registered in labour offices (2 925 in September 2018, and 3 420 in October 2017). Registered unemployed persons accounted for 17.5% of the total registered unemployed in the voivodship.

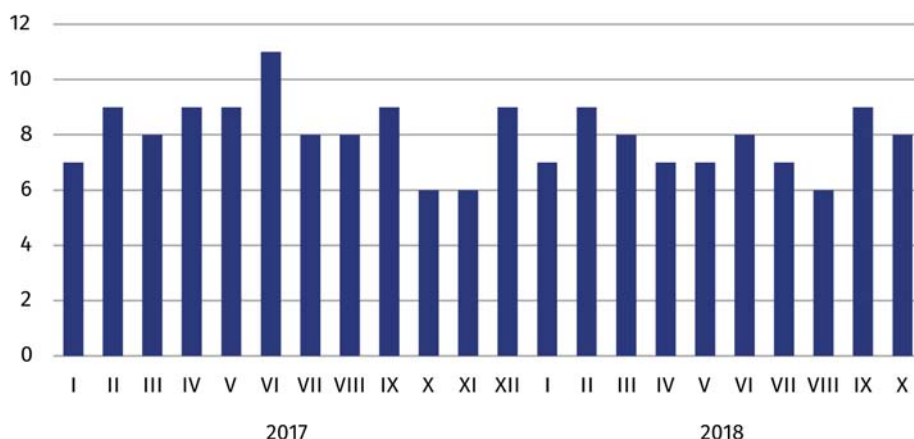
Number of persons registering for the first time amounted to 879 (a month before 840), which accounted for 29.4% of total unemployed persons who registered in October 2018 and 22.8% of persons registered for the first time in the voivodship. The share of persons terminated for company reasons among unemployed persons registered in October 2018 amounted to 1.5% (in Mazowieckie voivodship 3.2%), a month before 1.4%, a year before 3.5%.

In October 2018, 3 965 persons were removed from unemployment rolls (3 767 in September 2018, and 5 618 in October 2017), which accounted for 19.7% of unemployed persons removed from unemployment Rolls in Mazowieckie voivodship. Out of unemployed persons removed from unemployment rolls, 1 955 persons took up work. Moreover, 1 194 persons lost their status of the unemployed as a result of not confirming their readiness to take up work. The reason for removing from the register was also voluntary giving up the status of the unemployed, starting training or traineeship, acquisition of retirement rights of pre-retirement benefit, acquisition of pension rights and other.

There were 17 138 persons who were not entitled to the unemployment benefit, i.e. 84.8% of total registered unemployed persons (a year before 22 996 persons, i.e. 85.4%). Whereas 3 078 unemployed persons were entitled to the unemployment benefit.

At the end of October 2018, the number of registered unemployed persons was by 25.0% lower than a year before, and the unemployment rate amounted to 1.5%

Figure 2. Number of unemployed persons per 1 job offer (as of the end of month)



In October 2018, there were 4 361 job offers submitted to labour offices, which accounted for 26.2% of job offers in Mazowieckie voivodship and at the end of this month the labour offices had job offers for 2 682 persons. There were 8 persons registered as unemployed per one job offer in October 2018 (a month before 9, a year before 6), in Mazowieckie voivodship 13 persons (a month before 13 persons, a year before 11).

Wages and salaries

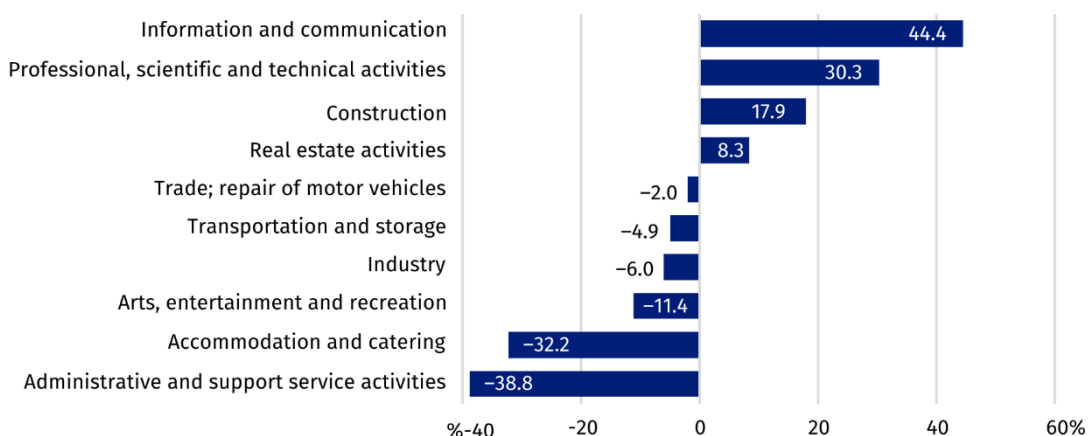
Average monthly gross wages and salaries in the enterprise sector in October 2018 amounted to 6 365.85 PLN and were by 6.7% higher compared to the previous month and by 6.6% higher than in the corresponding period of 2017.

In comparison with September 2018, the increase in the average wages and salaries was recorded in the sections: transportation and storage (by 21.8%), construction (by 12.6%), arts, entertainment and recreation (by 6.3%), information and communication (by 4.5%), trade; repair of motor vehicles (by 3.8%), industry (by 3.3%), real estate activities (by 2.9%), administrative and support service activities (by 2.1%), accommodation and catering (by 1.2%).

A decrease in the average gross wages and salaries was recorded in the section professional, scientific and technical activities (by 1.1%).

Average monthly gross wages and salaries in the enterprise sector in October 2018 amounted to 6 365.85 PLN and were by 6.6% higher than in October 2017

Figure 3. Relative deviations of monthly gross wages and salaries in selected sections from average wages and salaries in the enterprise sector in October 2018



Compared to October 2017, the increase in the average gross wages and salaries was recorded in the sections: accommodation and catering (by 11.9%), information and communication (by 8.2%), administrative and support service activities (by 8.0%), transportation and storage (by 7.4%), arts, entertainment and recreation and trade; repair of motor vehicles (by 5.9% each), industry (by 5.3%), real estate activities (by 4.1%), construction (by 3.7%), professional, scientific and technical activities (by 2.8%).

Industry

Sold production of industry in October 2018 amounted to (in current prices) 11 427.5 mln PLN and was (in constant prices) higher than in October 2017 by 11.0%. In comparison to October 2017, sold production in manufacturing increased by 8.3%.

In January–October 2018, sold production of industry amounted to 101 947.2 mln PLN (in current prices) and was (in constant prices) higher by 5.6% than in the corresponding period of 2017. Production in manufacturing increased by 4.6%.

Among divisions included in manufacturing, the sale increased among others in: other manufacturing (by 56.0%), manufacture of other transport equipment (by 41.9%), manufacture of wearing apparel (by 33.8%), manufacture of furniture (by 28.5%), manufacture of pharmaceutical products (by 22.3%), manufacture of metal products (by 21.7%), manufacture of other non-metallic mineral products (by 17.0%), manufacture of textiles (by 16.9%).

Sold production of industry (in constant prices) in October 2018 was by 11.0% higher than a year before

A decrease in sales was recorded, among others, in: manufacture of machinery and equipment n.e.c. (by 23.7%), manufacture of products of wood, cork, straw and wicker (by 21.1%), printing and reproduction of recorded media (by 10.9%), repair and installation of machinery and equipment (by 7.7%), manufacture of chemicals and chemical products (by 1.6%).

Labour productivity in industry, measured by the value of sold production per 1 employed person, in January–October 2018 amounted to 559.4 thous. PLN (in current prices) and was – in constant prices – by 3.7% higher than a year before.

Construction

Sold production of construction in October 2018 amounted to (in current prices) 4 936.8 mln PLN and compared to September 2018 it was higher by 9.4%, and compared to the corresponding period of the previous year increased by 39.8%.

In January–October 2018, sold production of construction reached 40 602.0 mln PLN, i.e. by 18.5% higher than in the corresponding period of 2017.

Construction and assembly production in October 2018 amounted to 1 597.7 mln PLN (in current prices) and accounted for 32.4% of sold production of construction. Compared to the previous month, construction and assembly production increased by 27.4%, and in comparison with October 2017 by 40.9%.

In January–October 2018, construction and assembly production amounted to 11 470.6 mln PLN and accounted for 28.3% of sold production of construction (a year before 29.8%). In comparison with the corresponding period of the previous year, construction and assembly production increased by 12.4%.

An increase in production compared to the corresponding period of 2017 was recorded in enterprises carrying out specialized construction activities (by 34.9%), in entities dealing with construction of buildings (by 11.6%), in entities dealing with civil engineering (by 6.0%).

Labour productivity measured by production per 1 person employed in construction, in October 2018 amounted to 94.0 thous. PLN and was by 8.9% higher than a month before and by 31.7% higher than in October 2017.

Trade

Retail sales realized by trade and non-trade enterprises in October 2018 (in current prices) was by 5.4% higher than in September 2018 and by 10.3% higher than in October 2017.

In comparison with September 2018, higher, among others, was the sale of: motor vehicles, motorcycles, parts (by 22.7%), retail sales conducted by mail order houses (by 18.8%), other retail sales in non-specialized stores (by 10.6%), food, beverages and tobacco (by 7.6%), pharmaceuticals, cosmetics and orthopedic equipment (by 7.2%), textiles, clothing and footwear (by 6.1%), solid, liquid and gas fuels (by 3.7%).

Compared to October 2017, higher sale was recorded in the groups: “others” (by 30.7%), “solid, liquid and gas fuels” (by 17.9%), “retail sales conducted by mail order houses” (by 13.3%). There was also an increase in other retail sales in non-specialized stores (by 10.8%), sales of furniture, electronics and household appliances (by 7.8%), press, books, other sales in specialized stores (by 6.7%), textiles, clothing and footwear (by 5.8%), pharmaceuticals, cosmetics and orthopedic equipment (by 4.4%), food, beverages and tobacco (by 3.7%).

A decrease was recorded in the sale of motor vehicles, motorcycles, parts (by 0.2%).

In January–October 2018, in comparison with the corresponding period of 2017, retail sales increased by 7.2%.

Wholesale in trade enterprises in October 2018 (in current prices) was by 12.6% higher than in the previous month and by 19.8% higher compared to October 2017, and in wholesale enterprises it was higher by 10.9% and 17.1%, respectively.

In January–October 2018, wholesale in trade enterprises was higher by 14.5% than in the previous year, while in wholesale enterprises higher by 11.4%.

Construction and assembly production (in current prices) in October 2018 was by 40.9% higher than a year before

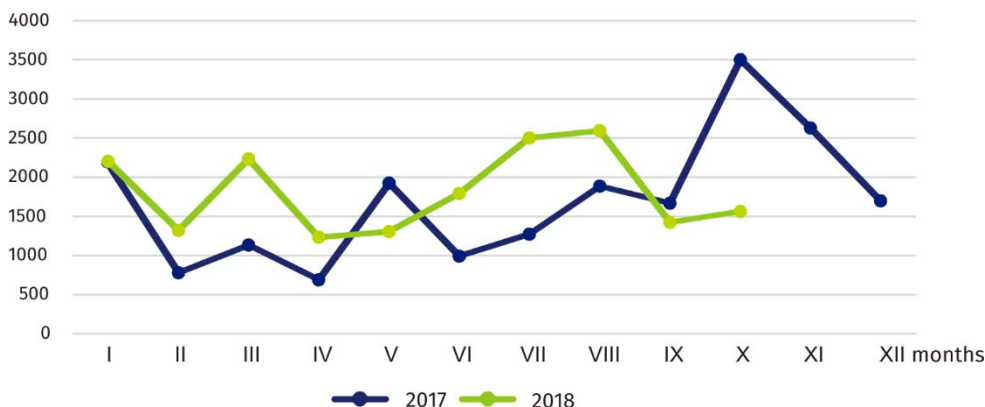
Retail sales (in current prices) realized by trade and non-trade enterprises in October 2018 was by 10.3% higher than in October 2017

Wholesale (in current prices) in trade enterprises was by 19.8% higher than a year before

Housing construction¹

According to preliminary data, in Warszawa in January–October 2018, 18 165 dwellings were completed (by 13.5% more than in the corresponding period of 2017), and in Mazowieckie voivodship 32 194 dwellings, i.e. by 7.7% more than in January–October 2017. An increase in the number of dwellings completed was recorded in construction for sale or rent from 15 004 to 17 482 dwellings, i.e. by 16.5% more, in municipal construction from 54 to 68 dwellings, i.e. by 25.9% more. While private construction recorded a decrease from 661 to 559 dwellings, i.e. by 15.4% less. Moreover, in January–October 2018, 56 dwellings were completed by public building societies.

Figure 4. Dwellings completed



In January–October 2018, construction began in 21 680 dwellings (by 22.3% more than in the corresponding period of 2017), of which: 20 980 in construction for sale or rent, 528 in private construction, 87 in cooperative construction, 85 in public building societies.

In January–October 2018, the number of dwellings for which permits have been granted or for which notifications with a construction project were submitted amounted to 20 637 (by 5.4% less than in the corresponding period of 2017), of which 619 dwellings in buildings built by private investors.

The average useful floor area of a completed dwelling in January–October 2018 amounted to 59.5 m² and decreased in comparison with the corresponding period of 2017 by 4.4 m². In private construction, the average useful floor area of a dwelling amounted to 187.3 m² (by 2.6% less than in the corresponding period of 2017), in dwellings built by public building societies – 55.9 m², in construction for sale or rent – 55.4 m² (by 3.1 m² less), in municipal construction – 52.1 m² (by 11.0 m² more).

In January–October 2018, construction began in 21 680 dwellings, i.e. by 22.3% more than in the corresponding period of the previous year

¹ Reporting data – may change after preparing quarterly reports.

Prepared by:
Mazovian Centre for Regional Surveys
Statistical Office in Warszawa
Małgorzata Bieñkowska
Joanna Podolska
Tel: 22 464 21 96, 22 464 20 96
e-mail: m.bienkowska@stat.gov.pl
e-mail: j.podolska@stat.gov.pl

Issued by:
Statistical Information Centre
Marcin Kałuski
Tel: 22 464 20 91
e-mail: m.kaluski@stat.gov.pl

Translated by:
Agnieszka Gromek-Żukowska
Tel: 22 464 22 42
e-mail: a.gromek-zukowska@stat.gov.pl

Press office

tel.: 22 464 20 91

e-mail: m.kaluski@stat.gov.pl



warszawa.stat.gov.pl



@Warszawa_STAT

Related information

[Communications and Announcements](#)

Data available in databases

[Local Data Bank → Labour market](#)

Terms used in official statistics

[Registered unemployed persons](#)

[Registered unemployed rate](#)

[Average employment](#)

[Average monthly gross wages and salaries](#)

[Dwellings completed](#)

[Gross turnover profitability rate](#)

[Net turnover profitability rate](#)

