

Statistics of Warszawa No. 9/2018

26.10.2018

↑ 111.3

Indices of construction and assembly production y/y

In September 2018, the average employment in the enterprise sector was by 2.1% higher compared to the previous year. The number of unemployed persons was lower than a month and a year before. The average monthly gross wages and salaries in the enterprise sector increased by 6.4% on a yearly basis. Compared to September 2017, the sold productions of industry and sold production of construction increased. Both, the retail sales and wholesale were higher than a year before. During January–September this year, more dwellings were completed.

Sold production of construction (in current prices) in September 2018 was higher by 23.6% than a year before

Average employment

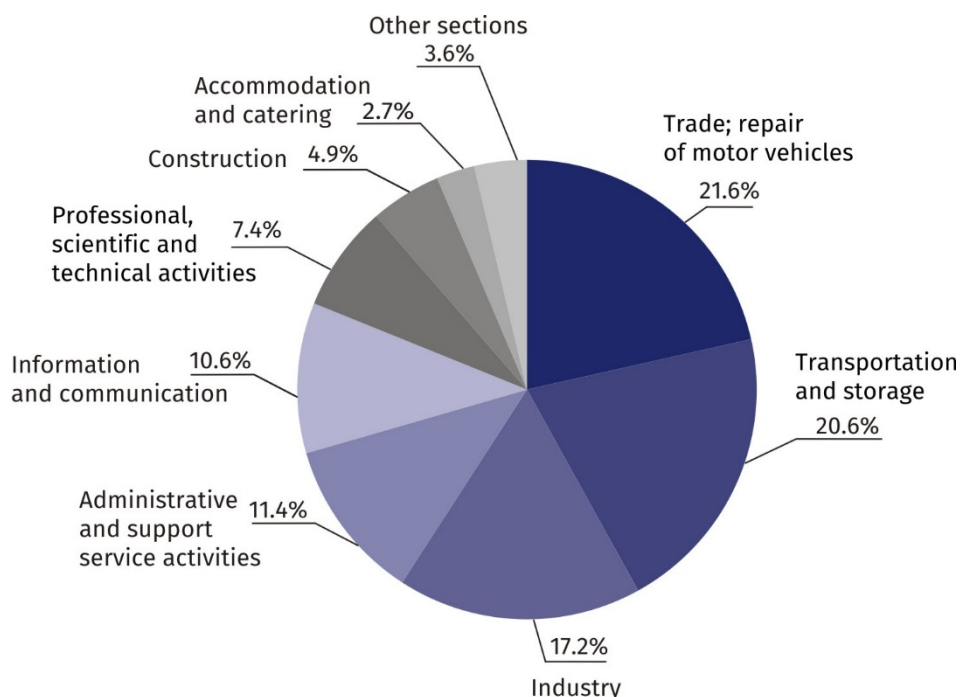
The average employment in the enterprise sector in September 2018 amounted to 1 066.0 thous. persons and was by 0.6 thous. persons, i.e. by 0.1% lower than in August 2018 and by 22.3 thous. person, i.e. by 2.1% higher than in September 2017.

In comparison with August 2018, the decrease in the average employment was recorded in the sections: accommodation and catering (by 1.7%), professional, scientific and technical activity (by 1.1%), trade; repair of motor vehicles and industry (both by 0.2%), construction (by 0.1%).

An increase in the average employment was recorded in the sections: arts, entertainment and recreation and information and communication (both by 0.9%), administrative and support service activities (by 0.2%), transportation and storage (by 0.1%).

Average employment in the enterprise sector in September 2018 was by 2.1% higher than a year before

Figure 1. Structure of average employment by PKD sections in September 2018



Compared to September 2017, an increase in the average employment was recorded in the sections: professional, scientific and technical activities (by 7.9%), construction (by 5.9%), trade; repair of motor vehicles (by 3.9%), information and communication (by 2.3%), industry (by 1.5%), accommodation and catering (by 1.3%), real estate activities as well as transportation and storage (both by 0.7%).

A decrease in the average employment was recorded in the administrative and support service activities section (by 1.5%) and in arts, entertainment and recreation (by 1.0%).

Registered unemployment

At the end of September 2018, the number of registered unemployed persons amounted to 21 190 person and was by 842 persons, i.e. by 3.8% lower than at the end of August 2018 and by 7 945 persons, i.e. by 27.3% lower than in the corresponding period of 2017.

The number of registered unemployed women amounted to 10 876, which accounted for 51.3% of the total unemployed (51.8% a month before, and 50.6% a year before), and 15.0% of unemployed women in Mazowieckie voivodship. Compared to August 2018, the number of unemployed women decreased by 538 persons, i.e. by 4.7%, and compared to September 2017 it decreased by 3 876 persons, i.e. by 26.3%.

The unemployment rate amounted to 1.6% (1.7% a month before, and 2.3% a year before), the average in Mazowieckie voivodship was as high as 4.9% (5.0% a month before, 5.9% a year before), whereas in the country 5.7% (5.8% a month before, and 6.8% a year before).

In September 2018, there were 2 925 unemployed persons registered in labour offices (2 750 in August 2018, and 3 468 in September 2017). Registered unemployed persons accounted for 17.2% of the total registered unemployed in the voivodship.

The number of persons registering for the first time amounted to 840 (831 a month before), which accounted for 28.7% of the total unemployed who registered in September 2018 and 19.3% of persons registering for the first time in the voivodship. The share of persons terminated for company reasons among unemployed persons registered in September 2018 amounted to 1.4% (in Mazowieckie voivodship 3.2%), a month before 2.1%, a year before 3.9%.

In September 2018, 3 767 persons were removed from unemployment rolls (3 042 in August 2018, and 4 252 in September 2017), which accounted for 19.3% of persons removed from unemployment rolls in Mazowieckie voivodship. Out of persons removed from unemployment rolls, 1 884 persons took up work. Moreover, 1 113 persons lost their status of the unemployed as a result of not confirming their readiness to take up work. The reason for removing from the register was also voluntary giving up the status of unemployed, starting training or traineeship, acquisition of retirement rights of pre-retirement benefit, acquisition of pension rights and other.

There were 18 003 persons who were not entitled to the unemployment benefit, i.e. 85.0% of the total unemployed (a year before 24 895 persons, i.e. 85.4%). Whereas 3 187 unemployed persons were entitled to the unemployment benefit.

At the end of September 2018, the number of registered unemployed persons was by 27.3% lower than a year before, and the unemployment rate amounted to 1.6%

Figure 2. The number of unemployed persons per 1 job offer (as of the end of month)



In September 2018, 3 439 job offers were submitted to labour offices, which accounted for 23.6% of job offers in Mazowieckie voivodship and at the end of this month the labour offices had job offers for 2 385 persons. There were 9 persons per one job offer at the end of September 2018 (6 a month before, and 9 a year before), in Mazowieckie voivodship 13 persons (11 persons a month before, and 13 persons a year before) were registered as unemployed.

Wages and salaries

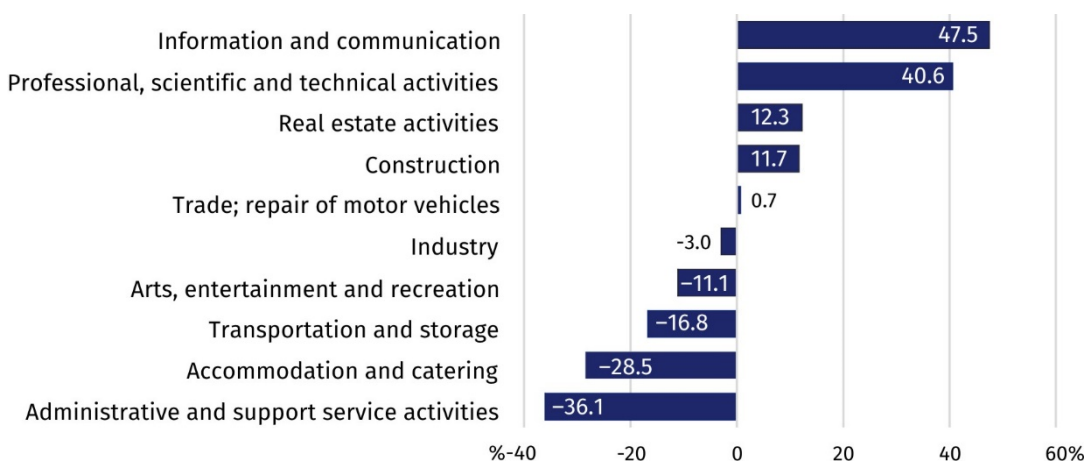
The average monthly gross wages and salaries in the enterprise sector in September 2018 amounted to 5 968.48 zł and was by 0.6% lower compared to the previous month and by 6.4% higher than in the corresponding period of 2017.

In comparison with August 2018, a decrease in average gross wages and salaries was recorded in the sections: information and communication (by 4.3%), industry (by 2.0%), administrative and support service activities (by 1.5%), construction (by 1.3%), accommodation and catering (by 0.6%), real estate activities (by 0.5%).

An increase in the average gross wages and salaries was recorded in the sections: arts, entertainment and recreation (by 4.1%), professional, scientific and technical activities (by 1.9%), transportation and storage (by 0.7%), trade; repair of motor vehicles (by 0.5%).

Average monthly gross wages and salaries in the enterprise sector in September 2018 amounted to 5 968.48 zł and were by 6.4% higher than in September 2017

Figure 3. Relative deviations of monthly gross wages and salaries in selected sections from average wages and salaries in the enterprise sector in September 2018



In comparison with September 2017, an increase in the average gross wages and salaries was recorded in the sections: accommodation and catering (by 10.1%), arts, entertainment and recreation (by 10.0%), administrative and support service activities (by 8.7%), transportation and storage (by 8.4%), construction (by 7.4%), industry (by 6.0%), trade; repair of motor vehicles (by 5.3%), information and communication (by 5.1%), real estate activities (by 5.0%), professional, scientific and technical activities (by 0.4%).

Industry

Sold production of industry in September 2018 amounted to (in current prices) 10 042.1 mln zł and was (in constant prices) higher compared to September 2017 by 5.7%. Compared to September 2017, sold production in manufacturing increased by 3.3%.

In January–September 2018, sold production of industry amounted to 90 956.7 mln zł (in current prices) and was (in constant prices) higher by 5.8% than in the corresponding period of 2017. Production in manufacturing increased by 5.2%.

Among divisions included in manufacturing, the sale increased among others in: other manufacturing (by 63.3%), manufacture of wearing apparel (by 60.7%), manufacture of other transport equipment (by 47.2%), manufacture of furniture (by 35.3%), manufacture of pharmaceutical products (by 23.3%), manufacture of metal products (by 20.3%), manufacture of textiles (by 15.9%), manufacture of other non-metallic mineral products (by 13.4%).

Sold production of industry (in constant prices) in September 2018 was by 5.7% higher than a year before

A decrease in sales was recorded, among others, in: manufacture of machinery and equipment n.e.c. (by 25.5%), manufacture of products of wood, cork, straw and wicker (by 20.9%), printing and reproduction of recorded media (by 11.1%), repair and installation of machinery and equipment (by 9.5%), manufacture of chemicals and chemical products (by 5.2%).

Labour productivity in industry, measured by the value of sold production per 1 employed person, in January–September 2018 amounted to 498.1 thous. zł (in current prices) and was – in constant prices – by 3.6% higher than a year before.

Construction

Sold production of construction in September 2018 amounted to (in current prices) 4 514.0 mln zł and compared to August 2018 was higher by 8.5%, and compared to the corresponding period of the previous year increased by 23.6%.

In January–September 2018, sold production of construction reached the value of 35 244.4 mln zł, i.e. by 19.2% higher than in the corresponding period of 2017.

Construction and assembly production in September 2018 was as high as 1 253.8 mln zł (in current prices) and made up 27.8% of sold production of construction. Compared to the previous month, sold construction and assembly production increased by 10.6%, and compared to September 2017 rose by 11.3%.

In January–September 2018, construction and assembly production amounted to 9 755.5 mln zł and accounted for 27.7% of sold production of construction (28.9% a year before). Compared to the corresponding period of the previous year, construction and assembly production increased by 14.1%.

An increase in production compared to the corresponding period of 2017 was recorded in enterprises carrying out specialized construction activities (by 31.5%), in units dealing with civil engineering (by 14.3%), in entities dealing with construction of buildings (by 5.9%).

Labour productivity measured by production per 1 person employed in construction, in September 2018 amounted to 86.4 thous. zł and was by 8.7% higher than a month before and by 16.7% higher than in September 2017.

Trade

Retail sales realized by trade and non-trade enterprises in September 2018 (in current prices) decreased by 2.9% compared to August 2018 and increased by 6.8% compared to September 2017.

In comparison with August 2018, lower, among others, was the sale of: motor vehicles, motorcycles, parts (by 16.1%), press, books, other sales in specialized shops (by 6.9%), retail sales conducted by mail order houses (by 5.0%), food, beverages and tobacco (by 3.1%), pharmaceuticals, cosmetics and orthopedic equipment and furniture, electronics and household appliances (both by 2.5%), other retail sales in non-specialized stores (by 2.2%), solid, liquid and gas fuels (by 2.1%).

An increase was recorded, among others, in the sale of: textiles, clothing and footwear (by 10.5%), other sales (by 0,7%).

Compared to September 2017, higher sale was recorded in the groups: „other” (by 23.9%), „solid, fuel and gas fuels” (by 21.1%), „retail sales conducted by mail order houses” (by 11.8%). An increase was also recorded, among others, in the sale of: food, beverages, tobacco and press, books, other sales in specialized shops (both by 4.1%), textiles, clothing and footwear (by 3.7%), furniture, electronics and household appliances (by 3.5%), other retail sales in non-specialized stores (by 2.7%)

In January–September 2018, compared to the corresponding period of 2017, retail sales increased by 8.0%.

Wholesale in trade enterprises in September 2018 (in current prices) was by 6.1% higher compared to the previous month and by 13.1% higher compared to September 2017, and in wholesale enterprises it was higher by 3.7% and by 12.5%, respectively.

In January–September 2018, wholesale in trade enterprises was higher by 14.4% than a year before, and in wholesale enterprises higher by 10.6%.

Construction and assembly production (in current prices) in September 2018 was by 11.3% higher than a year before

Retail sales (in current prices) realized by trade and non-trade enterprises in September 2018 increased by 6.8% compared to September 2017

Wholesale (in current prices) in trade enterprises was by 13.1% higher than a year before

Housing construction¹

According to preliminary data, in Warszawa in January–September 2018, 16 603 dwellings were completed (by 32.7% more than in the corresponding period of 2017), and in Mazowieckie voivodship 28 641 dwellings, i.e. by 15.2% more than in January–September 2017. An increase in the number of dwellings completed was recorded in construction for sale or rent from 11 592 to 15 977 dwellings, i.e. by 37.8% more, in municipal construction from 54 to 68 dwellings, i.e. by 25.9 more. Whereas private construction recorded a decrease from 583 to 502 dwellings, i.e. by 13.9% less. Moreover, in January–September 2018, 56 dwellings were completed by public building societies.

Figure 4. Dwellings completed



In January–September 2018, the construction began in 19 341 dwellings (by 17.7% more than in the corresponding period of 2017), of which: 18 697 in construction for sale or rent, 472 in private construction, 87 in cooperative construction, 85 in public building societies.

In January–September 2018, the number of dwellings for which permits have been granted or for which notifications with a construction project were submitted amounted to 17 532 (by 8.2% less than in the corresponding period of 2017), of which 570 dwellings in buildings built by private investors.

The average useful floor area of a completed dwelling in January–September 2018 amounted to 59.6 m² and decreased in comparison to the corresponding period of 2017 by 6.6 m². In private construction, the average useful floor area of a dwelling was 189.2 m² (by 3.5 m² less than in the corresponding period of 2017), in dwellings built by public building societies – 55.9 m², in construction for sale or rent – 55.6 m² (by 4.4 m² less), in municipal construction – 52.1 m² (by 11.0 m² more).

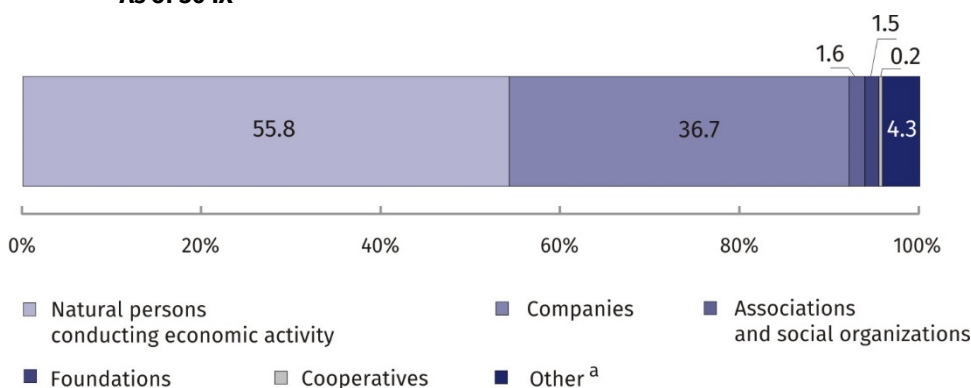
In January–September 2018, the construction began in 19 341 dwellings, i.e. by 17.7% more than in the corresponding period of the previous year

¹ Reporting data – may change after preparing quarterly reports.

Entities of the national economy²

At the end of September 2018, there were 427 765 entities of the national economy in the REGON register in Warszawa, which represented 53.0% of the total in Mazowieckie voivodship. In comparison with June 2018, the number of entities of the national economy decreased by 15 538 (i.e. by 3.5%), and compared to September 2017 it decreased by 2 801 (i.e. by 0.7%).

Figure 5. Structure of entities of national economy by legal status in 2018
As of 30 IX



a Of which state owned enterprises.

In the capital, in September 2018, the most numerous were entities dealing with: trade; repair of motor vehicles – 84 578 (19.8%), professional, scientific and technical activities – 81 647 (19.1%), information and communication – 39 292 (9.2%), construction – 30 949 (7.2%), real estate activities – 26 081 (6.1%), other service activities – 25 524 (6.0%).

Compared to June 2018, there was a decrease in the number of entities, among others, in the sections: trade; repair of motor vehicles (by 8.7%), manufacturing (by 7.5%), other service activities (by 7.0%), agriculture, forestry and hunting (by 6.8%), mining and quarrying (by 6.4%), water supply; sewerage, waste management and remediation activities (4.0%), construction (by 3.9%).

Compared to September 2017, the number of entities decreased, among others, in the sections: mining and quarrying (by 9.9%), trade; repair of motor vehicles (by 8.3%), agriculture, forestry and hunting (by 7.0%), manufacturing (by 6.7%), other service activities (by 4.1%), water supply; sewerage, waste management and remediation activities (by 2.5%), construction (by 1.4%).

At the end of September the most numerous group of entities by kind of conducted activity were units dealing with trade; repair of motor vehicles (84578)

² Excluding persons tending private farms in agriculture.

Prepared by:
Mazovian Centre for Regional Surveys
Statistical Office in Warszawa
Małgorzata Bieńkowska
Joanna Podolska
Tel: 22 464 21 96, 22 464 20 96
e-mail: m.bienkowska@stat.gov.pl
e-mail: j.podolska@stat.gov.pl

Issued by:
Statistical Information Centre
Marcin Kałuski
Tel: 22 464 20 91
e-mail: m.kaluski@stat.gov.pl

Translated by:
Agnieszka Gromek-Żukowska
Tel: 22 464 22 42
e-mail: a.gromek-zukowska@stat.gov.pl

Press office

tel.: 22 464 20 91

e-mail: m.kaluski@stat.gov.pl



warszawa.stat.gov.pl



@Warszawa_STAT

Related information

[Communications and Announcements](#)

Data available in databases

[Local Data Bank → Labour market](#)

Terms used in official statistics

[Registered unemployed persons](#)

[Registered unemployment rate](#)

[Average employment](#)

[Average monthly gross wages and salaries](#)

[Dwellings completed](#)

[Gross turnover profitability rate](#)

[Net turnover profitability rate](#)

