

# Statistics of Warszawa No. 8/2018

28.09.2018

**↑ 117.7**

Indices of construction and assembly production y/y

In August 2018, the average employment in the enterprise sector was by 2.4% higher than in the previous year. The number of registered unemployed persons was lower than that noted a month and a year before. The average monthly gross wages and salaries in the enterprise sector increased in annual terms by 7.0%. Compared to August 2017, there was an increase in sold production of industry and sold production of construction. Both retail sales and wholesale were higher than a year before. In January-August this year, more dwellings were completed than a year before.

Sold production of construction (in current prices) in August 2018 was higher by 29.8% than in the previous year

## Average employment

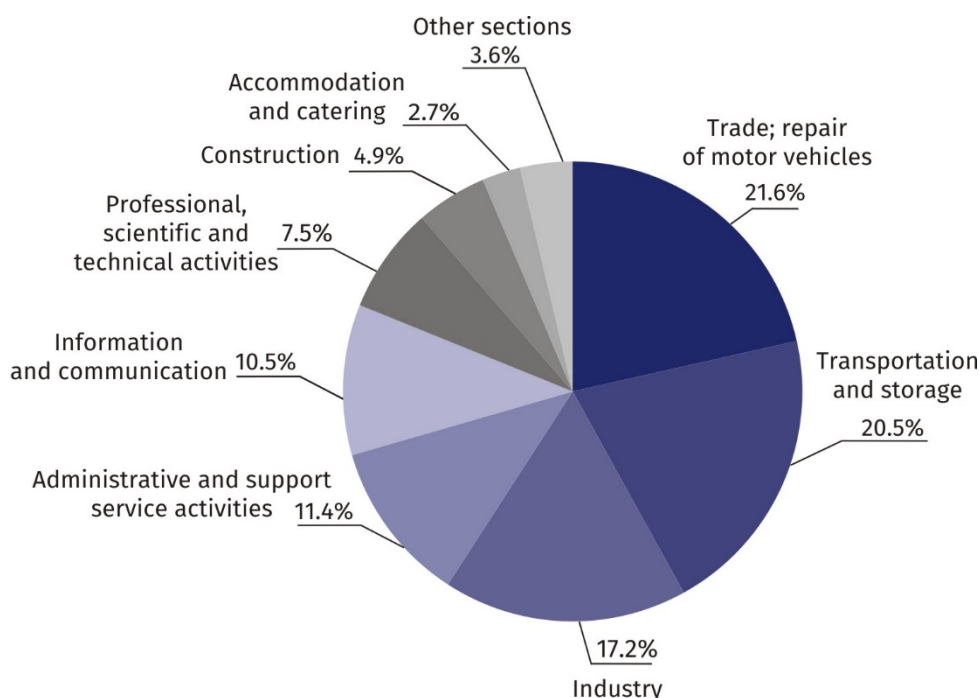
The average employment in the enterprise sector in August 2018 amounted to 1 066.6 thous. persons and was by 3.3 thous. persons, i.e. by 0.3% higher than in July 2018 and by 25.1 thous. persons, i.e. by 2.4% higher than in August 2017.

In comparison with July 2018, an increase in the average employment was recorded in the sections: administrative and support service activities (by 1.1%), real estate activities (by 1.0%), professional, scientific and technical activities (by 0.7%), trade; repair of motor vehicles (by 0.5%), industry (by 0.4%), transportation and storage as well as information and communication (by 0.2% each).

A decrease in the average employment was recorded in the sections: accommodation and catering (by 2.4%), construction (by 0.9%), arts, entertainment and recreation (by 0.2%).

Average employment in the enterprise sector in August 2018 was by 2.4% higher than a year before

Figure 1. Structure of average employment by sections of PKD in August 2018



Compared to August 2017, an increase in the average employment was recorded in the sections: professional, scientific and technical activities (by 10.0%), construction (by 6.4%), trade; repair of motor vehicles (by 4.3%), industry (by 2.1%), information and communication (by 1.4%), transportation and storage (by 0.9%), real estate activities (by 0.7%).

A decrease in the average employment was recorded in sections arts, entertainment and recreation (by 1.7%), accommodation and catering and administrative and support service activities (by 1.1% each).

### Registered unemployment

At the end of August 2018, the number of registered unemployed persons amounted to 22 032 persons and was by 292 persons, i.e. by 1.3% lower than at the end of July 2018 and by 7 887 persons, i.e. by 26.4% lower than in the corresponding period of 2017.

The number of registered unemployed women amounted to 11 414, which accounted for 51.8% of the total unemployed (51.3% a month before, and 51.1% a year before) and 15.3% of unemployed women in Mazowieckie voivodship. Compared to July 2018, the number of unemployed women decreased by 34 persons, i.e. by 0.3%, and compared to August 2017 decreased by 3 873 persons, i.e. by 25.3%.

The registered unemployment rate amounted to 1.7% (a month before 1.7%, a year before 2.3%), an average in Mazowieckie voivodship amounted to 5.1% (a month before 5.1%, a year before 6.1%), whereas in the country it was 5.8% (a month before 5.9%, a year before 7.0%).

In August 2018, there were 2 750 unemployed persons registered in labour offices (2 965 in July 2018, and 3 408 in August 2017). Registered unemployed persons constituted 17.3% of the total unemployed in the voivodship.

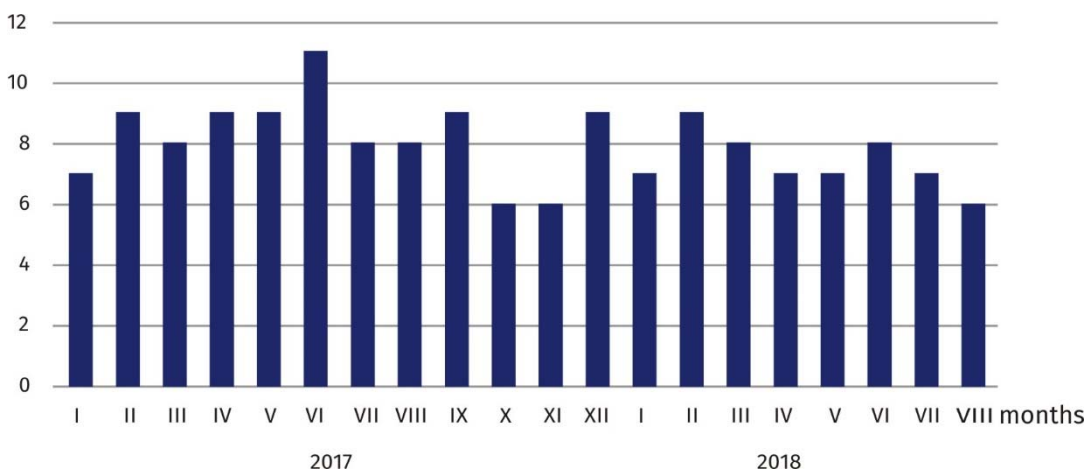
The number of persons registering for the first time amounted to 831 (a month before 866), which accounted for 30.2% of the total unemployed who registered in August 2018 and 23.9% of persons registered for the first time in the voivodship. The share of persons terminated for company reasons among the total unemployed in August 2018 amounted to 2.1% (in Mazowieckie voivodship 3.7%), a month before 1.9%, and a year before 3.6%.

In August 2018, 3 042 persons were removed from unemployment rolls (3 433 in July 2018, and 3 598 in August 2017), which accounted for 18.7% of total persons removed from unemployment rolls in Mazowieckie voivodship. Out of persons removed from unemployment rolls, 1 422 persons started work. Moreover, 921 persons lost their status of the unemployed as a result of not confirming their readiness to take up work. The reason for removing from the register was also voluntary giving up the status of unemployed, starting training of traineeship, acquisition of retirement rights or pre-retirement benefit, acquisition of pension rights and other.

There were 18 659 persons who were not entitled to the unemployment benefit, i.e. 84.7% of the total unemployed (a year before 25 530 persons, i.e. 85.3%). Whereas 3 373 unemployed persons were entitled to the unemployment benefit.

At the end of August 2018, the number of registered unemployed persons was by 26.4% smaller than a year before, and the unemployment rate amounted to 1.7%

**Figure 2. Number of unemployed persons per 1 job offer (end of the month)**



In August 2018, 4 994 job offers were submitted to labour offices, which accounted for 26.6% of job offers in Mazowieckie voivodship and at the end of this month the labour offices had job offers of 3 442 persons. There were 6 persons per one job offer at the end of August 2018 (a month before 7, a year before 8), in Mazowieckie voivodship 11 persons (a month and a year before 12) were registered as unemployed.

### Wages and salaries

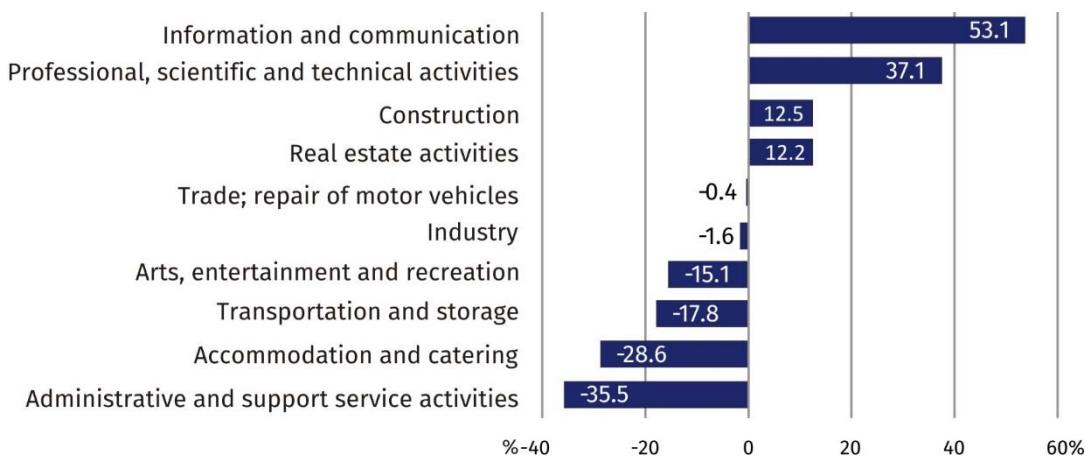
The average monthly gross wages and salaries in the enterprise sector in August 2018 amounted to 6 006.09 zł and were by 1.0% lower compared to the previous month and by 7.0% higher than in the corresponding period of 2017.

In comparison with July 2018, a decrease in the average wages and salaries was recorded in the sections: arts, entertainment and recreation (by 18.9%), trade; repair of motor vehicles (by 5.5%), real estate activities (by 5.1%), accommodation and catering (by 3.3%), industry and construction (by 2.3% each), professional, scientific and technical activities (by 1.7%).

The increase in the average gross wages and salaries was recorded in the sections: transportation and storage (by 4.6%), information and communication (by 3.3%), administrative and support service activities (by 2.5%).

Average monthly gross wages and salaries in the enterprise sector in August 2018 amounted to 6 006.09 zł and were by 7.0% higher than in August 2017

**Figure 3. Relative deviations of average monthly gross wages and salaries in selected sections from the average wages and salaries in the enterprise sector in August 2018**



In comparison with August 2017, an increase in the average wages and salaries was recorded in the sections: accommodation and catering (by 13.1%), administrative and support service activities (by 9.0%), construction (by 8.9%), real estate activities (by 8.1%), transportation and storage (by 7.2%), arts, entertainment and recreation as well as information and communication (by 6.5% each), industry (by 5.7%), professional, scientific and technical activities (by 5.5%), trade; repair of motor vehicles (by 5.0%).

### Industry

Sold production of industry in August 2018 amounted to (in current prices) 9 802.0 mln zł and was (in constant prices) higher compared to August 2017 by 8.2%. Compared to August 2017, there was an increase in sold production of manufacturing by 8.9%.

In January-August 2018, the sold production of industry amounted to 80 954.2 mln zł (in current prices) and was (in constant prices) higher by 6.1% than in the corresponding period of 2017. In manufacturing production increased by 6.1%.

Among divisions included in manufacturing, sales increased, among others, in: other manufacturing (by 74.9%), manufacture of wearing apparel (by 65.2%), manufacture of other transport equipment (by 40.7%), manufacture of furniture (by 35.6%), manufacture of pharmaceutical products (by 25.3%), manufacture of metal products (by 19.3%), manufacture of textiles (by 15.0%), manufacture of other non-metallic mineral products (by 13.8%).

Sold production of industry (in constant prices) in August 2018 was by 8.2% higher than in the previous year

There was a decrease in sales, among others, in: manufacture of machinery and equipment n.e.c. (by 26.4%), manufacture of products of wood, cork, straw and wicker (by 19.4%), printing and reproduction of recorded media (by 11.5%), manufacture of chemicals and chemical products (by 7.4%).

Labour productivity in industry, measured by value of sold production per 1 employed person in January-August 2018 amounted to 442.7 thous. zł (in current prices) and was – in constant prices – by 3.6% higher than a year before.

## Construction

Sold production of construction in August 2018 amounted to (in current prices) 4 159.1 mln zł and compared to July 2018 was lower by 3.2%, and compared to the corresponding period of the previous year increased by 29.8%.

In January-August 2018, the sold production of construction reached 30 046.9 mln zł, i.e. by 16.5% higher than in the corresponding period of 2017.

Construction and assembly production in August 2018 amounted to 1 133.2 mln zł (in current prices) and accounted for 27.2% of sold production of construction. Compared to the previous month, construction and assembly production decreased by 17.6%, and in comparison with August 2017 increased by 17.7%.

In January-August 2018, construction and assembly production amounted to 8 464.4 mln zł and made up 28.2% of sold production of construction (a year before 28.8%). Compared to the corresponding period of the previous year, construction and assembly production increased by 14.0%.

The increase in production compared to the corresponding period of 2017, was recorded in enterprises carrying out specialized construction activities (by 28.2%), in units dealing with civil engineering (by 14.6%), in entities dealing with construction of buildings (by 6.4%).

Labour productivity, measured by production per 1 employed person in construction, in August 2018 amounted to 79.5 thous. zł and was by 2.4% lower than in the previous month and by 22.1% higher than in August 2017.

## Trade

Retail sales realized by trade and non-trade enterprises in August 2018 (in current prices) were by 0.7% lower than in July 2018 and by 11.9% higher compared to August 2017.

In comparison with July 2018, lower, among others, was the sales of: textiles, clothing and footwear (by 8.3%), press, books, other sales in specialized shops (by 5.5%), retail sales conducted by mail order houses (by 4.2%), motor vehicles, motorcycles, parts (by 2.2%), other retail sales in non-specialized stores (by 1.8%), pharmaceuticals, cosmetics and orthopedic equipment (by 1.0%).

An increase was recorded, among others, in the sales of: food, beverages and tobacco (by 3.3%) and furniture, electronics and household appliances (by 1.0%).

Compared to August 2017, higher sales was recorded in the groups: "solid, fluid and gas fuels" (by 23.5%), "other" (by 21.5%), "retail sales conducted by mail order houses" (by 15.9%). An increase was also recorded, among others, in: other retail sales in non-specialized stores (by 14.3%), motor vehicles, motorcycles, parts (by 10.2%), food, beverages and tobacco (by 8.2%), pharmaceuticals, cosmetics, orthopedic equipment (by 7.5%), furniture, electronics and household appliances (by 7.3%), textiles, clothing and footwear (by 6.2%), press, books, other sales in specialized shops (by 5.1%).

In January-August 2018, compared to the corresponding period 2017, retail sales increased by 8.8%.

Wholesale in trade enterprises in August 2018 (in current prices) was by 4.7% higher compared to the previous month and by 14.5% higher compared to August 2017, and in wholesale enterprises it was higher by 7.3% and by 13.2%, respectively.

In January-August 2018, wholesale in trade enterprises was higher by 14.0% than in the previous year, while in wholesale enterprises higher by 9.9%.

Production and assembly production (in current prices) in August 2018 was by 17.7% higher than a year before

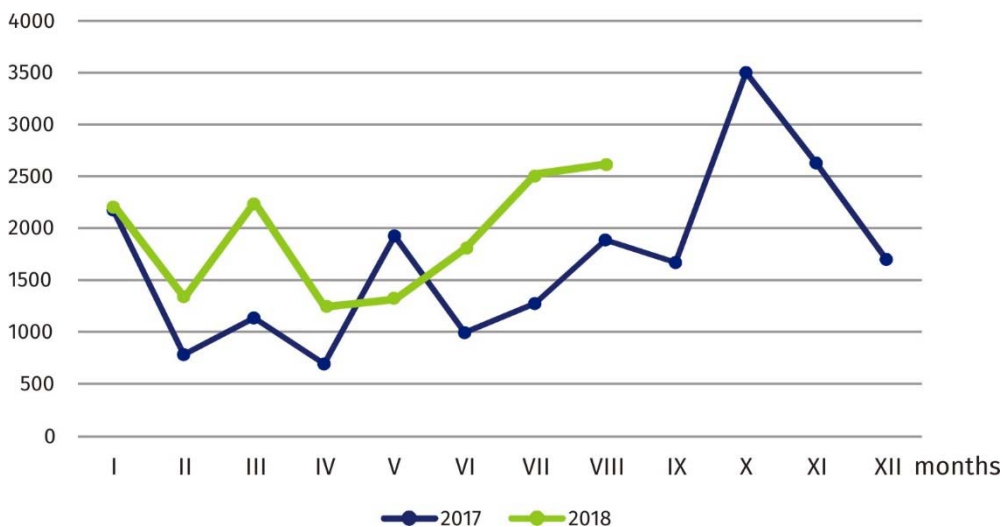
Retail sales (in current prices) realized by trade and non-trade enterprises in August 2018 was by 11.9% higher than in August 2017

Wholesale (in current prices) in trade enterprises was by 14.5% higher than in the previous year

## Housing construction<sup>1</sup>

According to preliminary data, in January-August 2018 in Warszawa 15 179 dwellings were completed (by 39.9% more than in the corresponding period of 2017), and in Mazowieckie voivodship 25 935 dwellings, i.e. by 17.6% more than in January-August 2017. An increase in the number of completed dwellings was recorded in construction of sale or rent from 9 992 to 14 747 dwellings, i.e. by 47.6% more. Whereas, a decrease was recorded in private construction from 518 to 432 dwellings, i.e. by 16.6% less.

**Figure 4. Dwellings completed**



In January-August 2018, the construction has begun in 17 743 dwellings (by 17.0% more than in the corresponding period 2017), of which: 17 149 in construction for sale or rent, 422 in private construction, 87 in cooperative construction.

In January-August 2018, the number of dwellings for which permits have been granted or for which notifications with a construction project were submitted amounted to 15 930 (by 12.1% less than in the corresponding period of 2017), of which 489 dwellings in buildings built by private investors.

The average useful floor area of completed dwelling in January-August 2018 amounted to 59.3 m<sup>2</sup> and decreased compared to the corresponding period of 2017 by 7.6 m<sup>2</sup>. In private construction, the average useful floor area amounted to 191.7 m<sup>2</sup> (by 1.4 m<sup>2</sup> more than in the corresponding period of 2017), in construction for sale or rent – 55.4 m<sup>2</sup> (by 5.4 m<sup>2</sup> less).

In January-August 2018, construction in 17 743 dwellings has begun, i.e. by 17.0% more than in the corresponding period of the previous year

<sup>1</sup> Reporting data – may change after preparing quarterly reports.

Prepared by:  
**Mazovian Centre for Regional Surveys**  
**Statistical Office in Warszawa**  
**Małgorzata Bieñkowska**  
**Joanna Podolska**  
Tel: 22 464 21 96, 22 464 20 96  
e-mail: [m.bienkowska@stat.gov.pl](mailto:m.bienkowska@stat.gov.pl)  
e-mail: [j.podolska@stat.gov.pl](mailto:j.podolska@stat.gov.pl)

Issued by:  
**Statistical Information Centre**  
**Marcin Kałuski**  
Tel: 22 464 20 91  
e-mail: [m.kaluski@stat.gov.pl](mailto:m.kaluski@stat.gov.pl)

Translated by:  
**Agnieszka Gromek-Żukowska**  
Tel: 22 464 22 42  
e-mail: [a.gromek-zukowska@stat.gov.pl](mailto:a.gromek-zukowska@stat.gov.pl)

**Press office**  
tel.: 22 464 20 91  
e-mail: [m.kaluski@stat.gov.pl](mailto:m.kaluski@stat.gov.pl)



[warszawa.stat.gov.pl](http://warszawa.stat.gov.pl)



@Warszawa\_STAT

## Related information

[Communications and Announcements](#)

## Data available in databases

[Local Data Bank](#) → [Labour market](#)

## Terms used in official statistics

[Registered unemployed persons](#)

[Registered unemployment rate](#)

[Average employment](#)

[Average monthly gross wages and salaries](#)

[Dwellings completed](#)

[Gross turnover profitability rate](#)

[Net turnover profitability rate](#)