

Statistics of Warszawa No. 6/2018

27.07.2018

 **103.1**

Indices of construction and assembly production y/y

In June 2018, the average employment in the enterprise sector was by 2.4% higher compared to the previous year. The number of registered unemployed persons was lower than that recorded a month ago and a year ago. The average monthly gross wages and salaries in the enterprise sector increased by 7.2% on an annual basis. Compared to June 2017, there was an increase in the sold production of construction, and a decrease in the sold production of industry. Both retail and wholesale sales were higher than a year before. In January–June this year more dwellings were completed than last year.

Sold production of construction (in current prices) in June 2018 was higher by 7.8% than in the previous year

Average employment

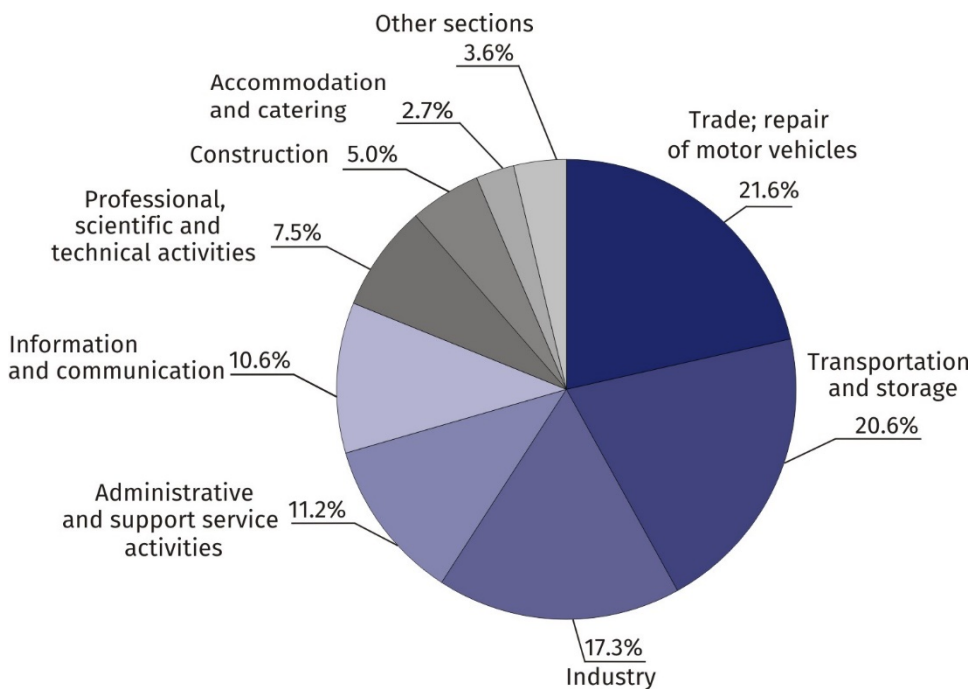
Average employment in the enterprise sector in June 2018 amounted to 1 059.5 thous. persons and was by 1.3 thous. persons, i.e. by 0.1% higher than in May 2018 and by 25.1 thous. persons, i.e. by 2.4% higher than in June 2017.

Compared to May 2018, there was an increase in the average employment in the sections: construction (by 1.6%), industry (by 0.7%), trade; repair of motor vehicles and in transportation and storage (both by 0.3%).

There was a decrease in the sections: real estate activities (by 2.0%), arts, entertainment and recreation (by 1.4%), administrative and support service activities (by 1.0%), accommodation and catering (by 0.7%), information and communication (by 0.1%).

Average employment in the enterprise sector in June 2018 was by 2.4% higher than the year before

Figure 1. Structure of average employment by sections of PKD in June 2018



Compared to June 2017, an increase in the average employment was noted in the sections: professional, scientific and technical activities (by 9.3%), construction (by 8.6%), accommodation and catering (by 3.9%), trade; repair of motor vehicles (by 3.7%), industry (by 2.6%), information and communication (by 1.6%).

A decrease in the average employment was recorded in the sections related to arts, entertainment and recreation (by 2.9%), real estate activities (by 1.0%), transportation and storage (by 0.2%), administrative and support service activities (by 0.1%).

Registered unemployment

At the end of June 2018, the number of registered unemployed persons amounted to 22 792 persons and was by 614 persons, i.e. by 2.6% lower than at the end of May 2018, and by 7 639 persons, i.e. 25.1% lower than in the corresponding period of 2017.

The number of registered unemployed women amounted to 11 524, which accounted for 50.6% of the total unemployed (a month before 50.3%, and a year before 50.0%) and 15.7% of unemployed women in Mazowieckie voivodship. Compared to May 2018, the number of unemployed women decreased by 245 persons, i.e. by 2.1%, and in comparison to June 2017, it decreased by 3 696 persons, i.e. by 24.3%.

The registered unemployment rate amounted to 1.8% (a month before 1.8%, and a year before 2.4%), the average in Mazowieckie voivodship was at the level of 5.1% (a month before 5.2%, and a year before 6.2%), while the national average was 5.9% (a month before 6.1%, and a year before 7.0%).

In June 2018, in labour offices 2 706 unemployed persons were registered (2 587 in May 2018, and 3 122 in June 2017). Registered unemployed persons made up 18.8% of total registered unemployed persons in the voivodship.

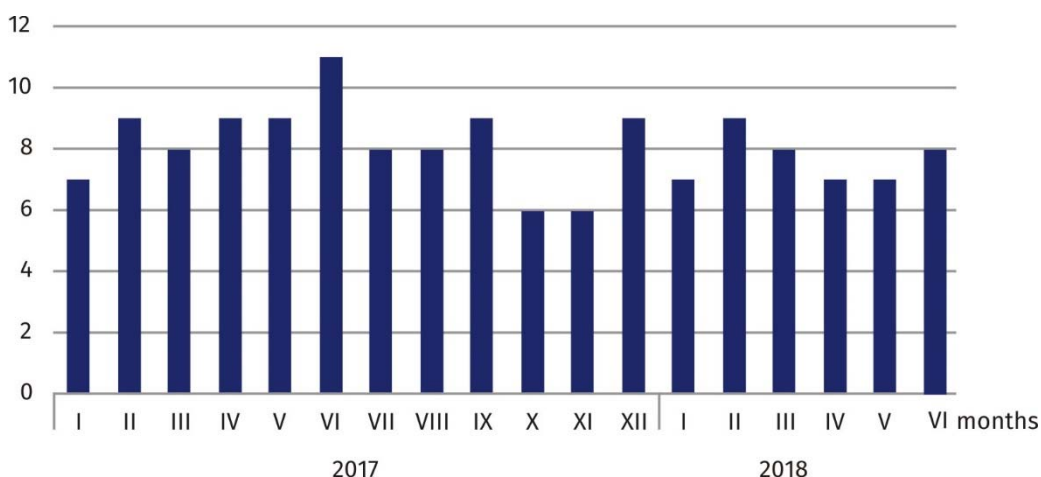
The number of persons registering for the first time amounted to 718 (a month before 741), which accounted for 26.5% of total unemployed persons who registered in June 2018 and 23.3% of persons registering for the first time in the voivodship. Share of persons terminated due to company reasons among the registered unemployed in June 2018 amounted to 2.4% (in Mazowieckie voivodship 3.9%), a month before 2.1%, and a year before 4.3%.

In June 2018, 3 320 persons were removed from unemployment rolls (3 603 in May 2018, and 4 129 in June 2017), which accounted for 17.9% of persons removed from unemployment rolls in Mazowieckie voivodship. Out of the removed unemployed, 1 514 persons have taken up work. Moreover, 1 049 persons lost the status of the unemployed as a result of not confirming their willingness to work. The reason for removing from unemployment rolls was also voluntary resignation from the unemployed status, starting a training or internship, acquirement of the right to pre-retirement benefit, acquirement of the right to retirement pay or disability pension and others.

19 332 persons did not have the right to the unemployment benefit, i.e. 84.8% of the total registered unemployed (a year before 25 990 persons, i.e. 85.4%). Whereas, 3 460 of the unemployed had the right to the benefit.

At the end of June 2018, the number of registered unemployed persons was by 25.1% lower than a year before, and the unemployment rate was at the level of 1.8%

Figure 2. Number of unemployed persons per 1 job offer (as of the end of month)



In June 2018, there were 5 089 job offers submitted to labour offices, which accounted for 27.2% of job offers in Mazowieckie voivodship and at the end of this month had job offers for 2 850 persons. There were 8 person per 1 job offer at the end of June 2018 (a month before 7, and a year before 11), in Mazowieckie voivodship 13 persons (a month before 11, a year before 12) were registered as unemployed.

Wages and salaries

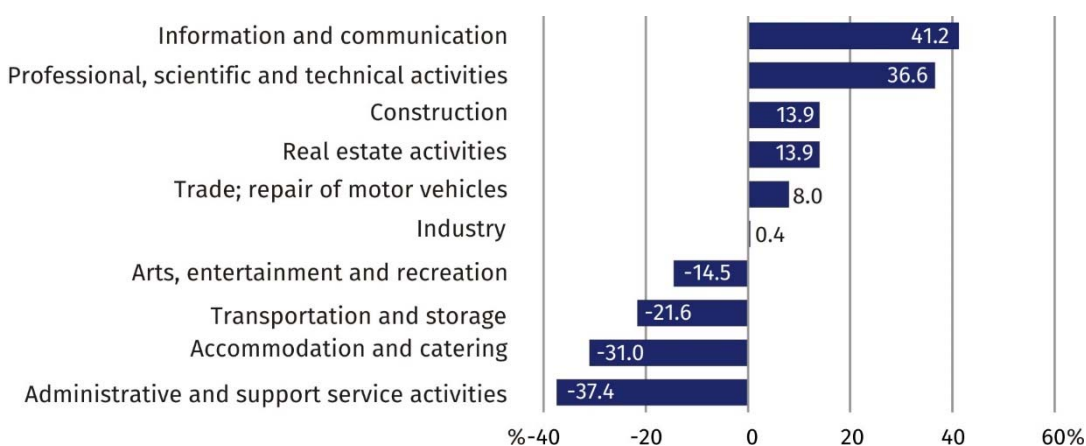
The average monthly gross wages and salaries in the enterprise sector in June 2018 amounted to 6 093.19 zł and was by 1.8% higher compared to the previous month and by 7.2% higher than in the corresponding period of 2017.

Compared to May 2018, there was an increase in the average wages and salaries in the sections: industry (by 7.9%), trade; repair of motor vehicles (by 6.9%), construction (by 3.1%), accommodation and catering (by 2.2%), art, entertainment and recreation (by 1.4%), professional, scientific and technical activities (by 1.3%).

Whereas, a decrease in the average gross wages and salaries was noted in the sections: information and communication (by 8.0%), administrative and support service activities (by 1.3%) and real estate activities (by 0.4%).

Average monthly gross wages and salaries in the enterprise sector in June 2018 amounted to 6 093.19 zł and were by 7.2% higher than in June 2017

Figure 3. Relative deviations of average monthly gross wages and salaries in selected sections from the average wages and salaries in the enterprise sector in June 2018



Compared to June 2017, an increase in the average gross wages and salaries was recorded in the sections: construction (by 10.9%), accommodation and catering (by 8.8%), trade; repair of motor vehicles (by 8.4%), real estate activities (by 7.4%), administrative and support service activities (by 7.3%), transportation and storage (by 7.1%), arts, entertainment and recreation (by 6.8%), information and communication (by 6.1%), professional, scientific and technical activities (by 5.7%), industry (by 3.8%).

Industry

Sold production of industry in June 2018 amounted to (in current prices) 9 806.9 mln zł and was (in constant prices) lower compared to June 2017 by 2.6%. In comparison to June 2017, there was a decrease in the sold production in manufacturing by 6.0%.

In January–June 2018, sold production of industry amounted to 61 455.9 mln zł (in current prices) and was (in constant prices) higher by 5.2% than in the corresponding period of 2017. In manufacturing there was a production increase by 5.1%.

Among divisions included in manufacturing, there was an increase in sales, among others, in: other manufacturing (by 87.4%), manufacture of wearing apparel (by 45.9%), manufacture of furniture (by 38.6%), manufacture of other transport equipment (by 30.0%), manufacture of textiles (by 28.2%), manufacture of pharmaceutical products (by 25.7%), manufacture of metal products (by 22.0%), manufacture of motor vehicles, trailers and semi-trailers (by 14.9%).

Sold production of industry (in constant prices) in June 2018 was by 2.6% lower than in the previous year

A decrease in sales was noted, among others, in: manufacturing of machinery and equipment (by 33.1%), manufacture of products of wood, cork straw and wicker (by 12.6%), printing and reproduction of recorded media (by 10.2%), manufacture of chemicals and chemical products (by 7.9%).

Labour productivity in industry, measured by the value of sold production per 1 employed person in January–June 2018 amounted to 336.3 thous. zł (in current prices) and was – calculating in constant prices – by 2.5% higher than in the previous year.

Construction

Sold production of construction in June 2018 amounted to (in current prices) 3 962.9 mln zł and compared to May 2018 it was higher by 7.2%, and compared to the corresponding period of the previous year it increased by 7.8%.

In January–June 2018, sold production of construction amounted to 20 429.4 mln zł, i.e. by 14.5% higher than in the corresponding period of 2017.

Construction and assembly production in June 2018 amounted to 1 215.8 mln zł (in current prices) and constituted 30.7% of sold production of construction. Compared to the previous month, construction and assembly production increased by 6.3%, and in comparison with June 2017 it increased by 3.1%.

In January–June 2018, construction and assembly production amounted to 6 042.0 mln zł and accounted for 29.6% of sold production of construction (a year before 28.5%). In comparison with the corresponding period of the previous year, construction and assembly production was higher by 18.9%.

An increase in production compared to the corresponding period of 2017 was noted in enterprises carrying out specialized construction activities (by 29.3%), in units dealing with civil engineering (by 25.1%), in entities dealing with construction of buildings (by 6.4%).

Labour productivity, measured by production per 1 person employed in construction, in June 2018 amounted to 74.3 thous. zł and was by 5.5% higher than a month before and by 0.8% lower than in June 2017.

Trade

Retail sales realized by trade and non-trade enterprises in June 2018 (in current prices) was by 5.4% higher than in May 2018 and by 12.8% higher compared to June 2017.

In comparison with May 2018, higher, among others, was the sale of: textiles, clothing and footwear (by 17.6%), other retail sales (by 10.4%), motor vehicles, motorcycles, parts (by 8.2%), pharmaceuticals, cosmetics, orthopedic equipment (by 7.6%), other retail sales in non-specialized stores (by 6.7%), press, books, other sale in specialized stores (by 4.1%), furniture, electronics and household appliances (by 3.9%).

Whereas, retail sales conducted by mail order houses was lower (by 7.9%).

Compared to June 2017, the sale was higher in the groups: „other” (by 24.9%), „solid, liquid and gas fuels” (by 22.6%). There was also an increase in the sale of, among others,: furniture, electronics and household appliances (by 15.3%), textiles, clothing and footwear (by 10.6%), food, beverages and tobacco (by 8.4%), other retail sales in non-specialized stores (by 8.2%), pharmaceuticals, cosmetics, orthopedic equipment (by 7.2%), press, books, other sales in specialized stores (by 5.9%).

Whereas lower than in the previous year was, among others, the sales of motor vehicles, motorcycles, parts (by 1.5%).

Construction and assembly production (in current prices) in June 2018 was by 3.1% higher than in the previous year

Retail sales (in current prices) realized by trade and non-trade enterprises in June 2018 was by 12.8% higher than in June 2017

In January–June 2018, compared to the corresponding period of 2017, the retail sales increased by 7.6%.

Wholesale in trade enterprises in June 2018 (in current prices) was by 9.6% higher compared to the previous month and by 14.3% higher compared to June 2017, and in wholesale enterprises it was respectively higher by 5.6% and by 10.0%.

In January–June 2018, wholesale in trade enterprises was by 10.5% higher than a year before, while in wholesale enterprises it was higher by 6.8%.

Wholesale (in current prices) in trade enterprises was 14.3% higher than in the previous year

Housing construction¹

According to preliminary data, in Warszawa in January–June 2018, there were 10 205 completed dwellings (by 32.7% more than in the corresponding period of 2017), and in Mazowieckie voivodship 18 559 dwellings, i.e. by 16.5% more than in January–June 2017. An increase in the number of completed dwellings was recorded in construction for sale or rent from 7 134 to 9 901 dwellings, i.e. by 38.8% more. Whereas, a decrease was noted in private construction from 382 to 304 dwellings, i.e. by 20.4% less.

Figure 4. Dwellings completed



In January–June 2018, the construction has begun in 13 259 dwellings (by 28.0% more than in the corresponding period of 2017), of which: 12 850 in construction for sale or rent, 324 in private construction.

In January–June 2018, the number of dwellings for which permits have been granted or for which notifications with a construction project were submitted amounted to 13 060 (by 8.7% less than in the corresponding period of 2017), of which 372 dwellings in buildings built by private investors.

The average useful floor area of a dwelling completed in January–June 2018 amounted to 59.8% and decreased compared to the corresponding period of 2017 by 7.4 m². In private construction, the average useful floor area of a dwelling amounted to 192.7 m² (by 6.2 m² more than in the corresponding period of 2017), in construction for sale or rent — 55.7 m² (by 5.5 m² less).

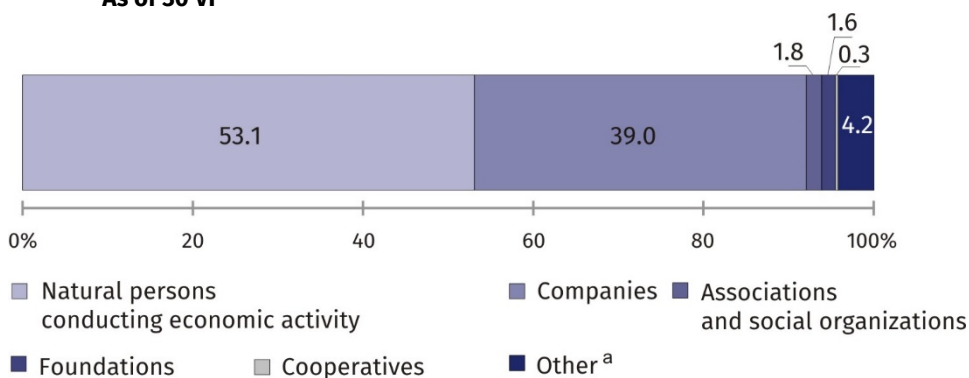
In January–June 2018, the construction has begun in 13 259 dwellings, i.e. by 28.0% more than in the corresponding period of the previous year

¹ Reporting data – may change after preparing quarterly reports.

Entities of the national economy²

At the end of June 2018, there were 443 303 entities of the national economy in the REGON register in Warszawa, which accounted for 53.8% of the total in Mazowieckie voivodship. Compared to December 2017, the number of entities of the national economy increased by 8 627 (i.e. by 2.0%), and compared to June 2017 by 16 496 (i.e. by 3.9%).

Figure 5. Structure of entities of the national economy by legal status in 2018
As of 30 VI



a Of which state owned enterprises.

In the capital city, in June 2018, the most numerous were entities dealing with: trade; repair of motor vehicles – 92 631 (20.9%), professional, scientific and technical activities – 82 893 (18.7%), information and communication – 39 538 (8.9%), construction – 32 195 (7.3%), other service activities – 27 450 (6.2%), real estate activities – 26 279 (5.9%), manufacturing – 25 455 (5.7%).

Compared to December 2017, the number of entities increased, among others, in the sections: information and communication (by 4.8%), administrative and support service activities (by 3.3%), professional, scientific and technical activities, and accommodation and catering (by 3.0% both), education (by 2.6%), real estate activities (by 2.5%).

Compared to June 2017, the number of entities increased, among others, in the sections: information and communication (by 10.2%), administrative and support service activities (by 6.2%), professional, scientific and technical activities (by 5.9%), accommodation and catering (by 5.5%), real estate activities (by 5.3%), human health and social work activities (by 4.1%), other service activities (by 3.9%).

At the end of June 2018, the most numerous group of entities by type of conducted activity were units dealing with trade; repair of motor vehicles (92631)

Due to the data imputation system implemented since 2018 for surveyed entities that did not submit a report, data on the average employment, average monthly gross wages and salaries, sold production of industry, construction and assembly production and retail sales were changed in relation to previously published data. The imputation of missing records consists in supplementing information on statistical units by replacing missing data with the value resulting from gained knowledge on all values of a given variable in the data set, in accordance with the adopted procedure.

² Excluding persons tending private farms in agriculture.

Prepared by:
Mazovian Centre for Regional Surveys
Statistical Office in Warszawa
Małgorzata Bieńkowska
Joanna Podolska
Tel: 22 464 21 96, 22 464 20 96
e-mail: m.bienkowska@stat.gov.pl
e-mail: j.podolska@stat.gov.pl

Issued by:
Statistical Information Centre
Marcin Kałuski
Tel: 22 464 20 91
e-mail: m.kaluski@stat.gov.pl

Translated by:
Agnieszka Gromek-Żukowska
Tel: 22 464 22 42
e-mail: a.gromek-zukowska@stat.gov.pl

Press office
tel.: 22 464 20 91
e-mail: m.kaluski@stat.gov.pl



warszawa.stat.gov.pl



@Warszawa_STAT

Related information

[Communications and Announcements](#)

Data available in databases

[Local Data Bank → Labour market](#)

Terms used in official statistics

[Registered unemployed persons](#)

[Registered unemployment rate](#)

[Average employment](#)

[Average monthly gross wages and salaries](#)

[Dwellings completed](#)

[Gross turnover profitability rate](#)

[Net turnover profitability rate](#)

Evaluate
the study

