

## Statistics of Warszawa No. 4/2018

30.05.2018

**↑ 110.8**

Indices of sold production  
of construction y/y

**In April 2018, the average employment in the enterprise sector was by 2.6% higher compared to the previous year. The number of registered unemployed persons was lower than that recorded a month ago and a year ago. The average monthly gross wages and salaries in the enterprise sector increased by 6.3% on a yearly basis. Compared to April 2017, an increase in sold production of industry and construction was reported. Both retail and wholesale sales were higher than a year before. In the period January–April this year, more dwellings were completed than in the previous year.**

Sold production of industry (in constant prices) in April 2018 was higher by 9.2% than the year before

### Average employment

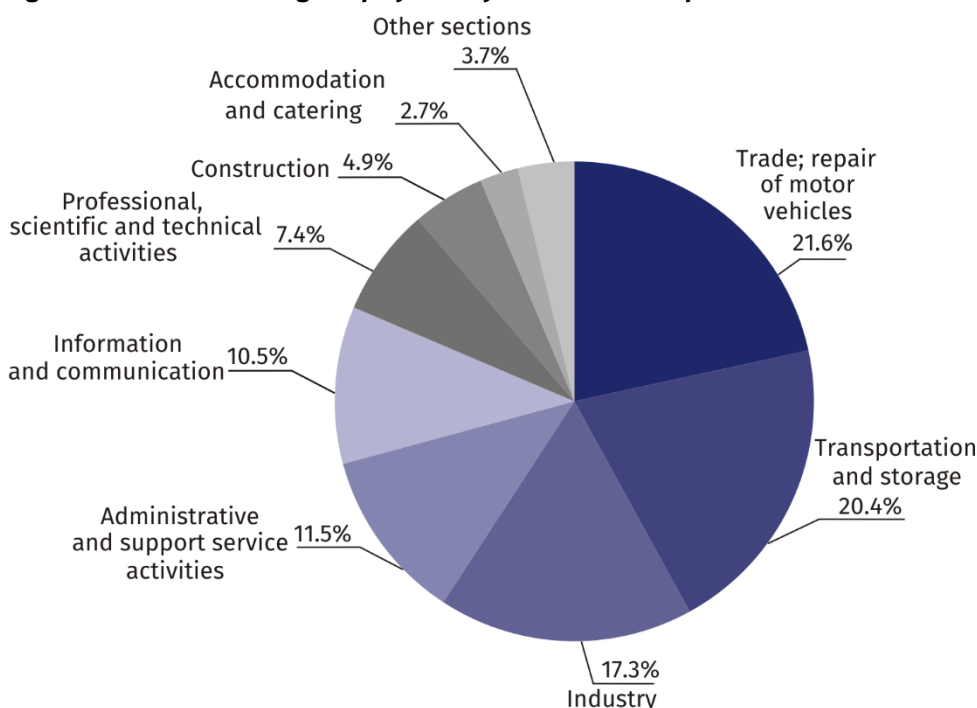
The average employment in the enterprise sector in April 2018, amounted to 1 058.6 thous. persons and was by 0.6 thous. persons, i.e. by 0.1% higher than in March 2018 and by 27.0 thous. persons, i.e. by 2.6% higher than in April 2017.

In comparison with March 2018, an increase in the average employment was noted in the sections: accommodation and catering (by 1.5%), construction (by 1.0%), professional, scientific and technical activities (by 0.3%), trade; repair of motor vehicles (by 0.2%), industry, real estate activities and transportation and storage (by 0.1% each).

A decrease in the average employment was recorded in the sections: administrative and support service activities (by 0.7%), arts, entertainment and recreation as well as information and communication (by 0.2% each).

The average employment in the enterprise sector in April 2018 was by 2.6% higher than a year before

**Figure 1. Structure of average employment by PKD sections in April 2018**



In relation to April 2017, an increase in the average employment was noted in the sections: professional, scientific and technical activities (by 8.1%), accommodation and catering (by 3.9%), trade; repair of motor vehicles (by 3.6%), construction and industry (by 3.2% each), administrative and support service activities (by 2.9%), information and communication (by 1.8%), real estate activities (by 1.5%), arts, entertainment and recreation (by 0.2%).

A decrease in the average employment was noted in the transportation and storage section (by 0.5%).

### Registered unemployment

At the end of April 2018, the number of registered unemployed persons amounted to 24 422 persons and was by 850 persons, i.e. by 3.4% smaller than at the end of March 2018 and by 7 849 persons, i.e. by 24.3% smaller than in the corresponding period of 2017.

The number of registered unemployed women amounted to 12 231, which accounted for 50.1% of total unemployed persons (49.8% a month before, and 49.6% a year before) and 16.1% of unemployed women in Mazowieckie voivodship. Compared to March 2018, the number of unemployed women decreased by 356 persons, i.e. by 2.8%, and in comparison to April 2017, it decreased by 3 767 persons, i.e. by 23.5%.

The registered unemployment rate amounted to 1.9% (1.9% a month before, and 2.5% a year before), the average in Mazowieckie voivodship amounted to 5.4% (5.6% a month before, and 6.6% a year before), while in the country it was 6.3% (6.6% a month before, 7.6% a year before).

In April 2018, 2 779 unemployed persons were registered in labour offices (3 055 in March 2018, and 3 128 in April 2017). Registered unemployed persons accounted for 18.0% of total registered unemployed persons in the voivodship.

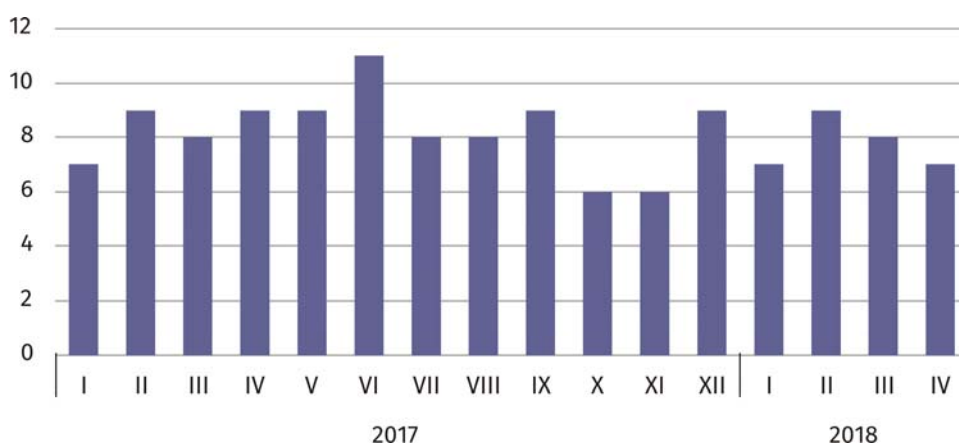
The number of persons registered for the first time amounted to 834 (854 in the previous month), which accounted for 30.0% of total unemployed persons who registered in April 2018 and 29.0% of persons registered for the first time in the voivodship. The share of persons dismissed due to company reasons among unemployed persons registered in April 2018 amounted to 1.9% (4.1% in Mazowieckie voivodship), 2.1% a month before, and 4.8% a year before.

In April 2018, 3 629 persons were removed from the register of the unemployed (3 858 in March 2018, and 4 041 in April 2017), which accounted for 17.1% of persons removed from the register of the unemployed in Mazowieckie voivodship. Out of unemployed persons removed from the register, 1 786 persons started work. More than 1 075 persons lost the status of unemployed person as a result of not confirming their readiness to start work. The reason for removing from the register was also voluntary resignation from the unemployed status, starting a training or internship, acquisition of retirement rights or pre-retirement benefit, acquisition of pension rights and other.

There were 20 893 persons, i.e. 85.5% of total registered unemployed persons, who were not entitled to the unemployment benefit (27 587 persons, i.e. 85.5%). Whereas there were 3 529 unemployed persons who were entitled to the unemployment benefit.

At the end of April 2018, the number of registered unemployed persons was by 24.3% smaller than a year before, and the unemployment rate amounted to 1.9%

**Figure 2. Number of unemployed persons per 1 job offer (as of the end of month)**



In April 2018, 5 569 job offers were submitted to labour offices, which accounted for 29.4% of job offers in Mazowieckie voivodship and at the end of this month the labour offices had job offers for 3 438 persons. There were 7 persons per one job offer at the end of April 2018 (8 a month before, and 9 a year before), in Mazowieckie voivodship 12 persons (15 a month before, and 16 a year before) who were registered as unemployed.

### Wages and salaries

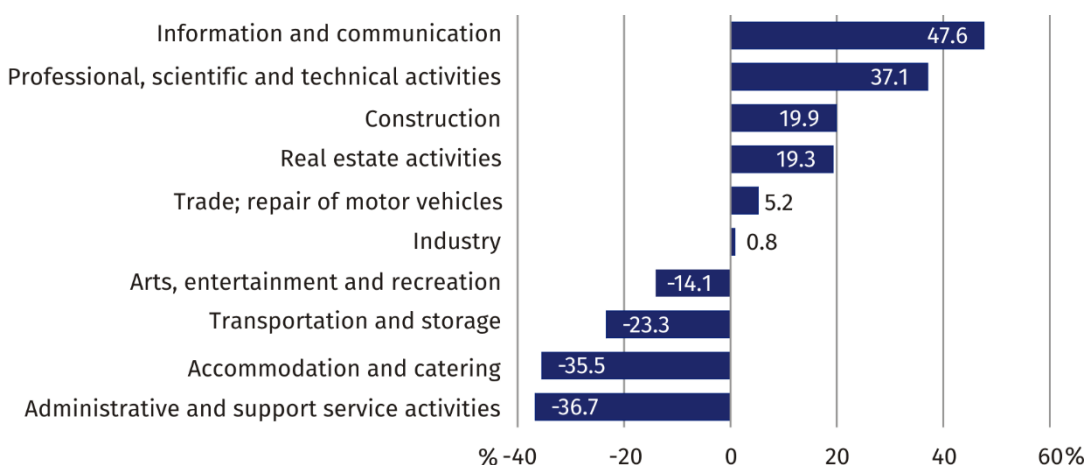
Average monthly gross wages and salaries in the enterprise sector in April 2018 amounted to 6 264.65 zł and were by 3.7% lower compared to the previous month and by 6.3% higher than in the corresponding period of 2017.

In comparison with March 2018, a decrease in the average monthly gross wages and salaries was noted in the sections: real estate activities (by 14.2%), professional, scientific and technical activities (by 14.6%), accommodation and catering (by 12.2%), information and communication (by 7.2%), trade; repair of motor vehicles (by 4.6%), industry (by 1.2%).

An increase in the average gross wages and salaries was noted in the sections: construction (by 8.0%), arts, entertainment and recreation (by 5.9%), administrative and support service activities (by 1.3%), transportation and storage (by 0.3%).

Average monthly gross wages and salaries in the enterprise sector in April 2018 amounted to 6 264.65 zł and was by 6.3% higher than in April 2017

**Figure 3. Relative deviations of average monthly gross wages and salaries in selected sections from the average wages and salaries in the enterprise sector in April 2018**



Compared to April 2017, an increase in the average gross wages and salaries was recorded in the sections: real estate activities (by 11.6%), transportation and storage (by 10.0%), construction (by 9.6%), administrative and support service activities (by 9.1%), professional, scientific and technical activities (by 6.4%), accommodation and catering (by 6.1%), trade; repair of motor vehicles (by 5.9%), industry (by 4.9%), arts, entertainment and recreation (by 3.8%), information and communication (by 0.8%).

### Industry

Sold production of industry in April 2018, amounted to (in current prices) 9 460.0 mln zł and was (in constant prices) larger compared with April 2017 by 9.2%. In relation to April 2017, an increase in the sold production in manufacturing by 8.2% was recorded.

In January–April 2018, the sold productions of industry amounted to 42 110.1 mln zł (in current prices) and was (in constant prices) higher by 9.7% than in the corresponding period of 2017. An increase in production by 8.5% was recorded in manufacturing.

Among divisions included in manufacturing, an increase in sales was, among others, in: manufacture of other transport equipment (by 51.7%), manufacture of furniture (by 32.5%), manufacture of electrical equipment (by 22.8%), manufacture of pharmaceutical products (by 22.5%), manufacture of wearing apparel (by 21.3%), manufacture of textiles (by 18.3%), manufacture of metal products (by 14.4%), manufacture of other non-metallic mineral products (by 11.0%).

Sold production of industry (in constant prices) in April 2018 was by 9.2% larger than a year before

A decrease in sales was noted in: manufacture of machinery and equipment (by 26.7%), manufacture of products of wood, cork, straw and wicker (by 11.6%), printing and reproduction of recorded media (by 5.5%), manufacture of beverages (by 2.2%).

Labour productivity in industry, measured by the value of sold production per one employed person in January–April amounted to 231.2 thous. zł (in current prices) and was – in constant prices – by 6.6% higher than in the previous year.

## Construction

Sold production of construction in April 2018, amounted to (in current prices) 3.137.8 mln zł and compared to March 2018 was higher by 2.5%, and in comparison to the corresponding period of the previous year it increased by 10.8%.

In January–April 2018, sold production of construction reached 11 687.9 mln zł, i.e. by 14.9% higher than in the corresponding period of 2017.

Construction and assembly production in April 2018 amounted to 950.6 mln zł (in current prices) and accounted for 30.3% of sold production of construction. Compared to the previous month, construction and assembly construction decreased by 8.4%, and compared to April 2017, it increased by 15.1%.

In January–April 2018, construction and assembly production amounted to 3 463.9 mln zł and accounted for 29.6% of sold production of construction (26.4% a year before). In comparison with the corresponding period of the previous year, construction and assembly production was higher by 29.1%.

An increase in production compared to the corresponding period of 2017 was recorded among entities dealing with construction of buildings (by 42.9%), units dealing with civil engineering (by 40.7%), in enterprises performing specialized construction activities (by 33.9%).

Labour productivity, measured by production per 1 person employed in construction, in April 2018 amounted to 59.9 thous. zł and was by 1.5% higher than a month before and by 7.4% higher than in April 2017.

## Trade

Retail sales realized by trade and non-trade enterprises in April 2018 (in current prices) was by 1.2% higher than in March 2018 and by 7.7% higher compared to April 2017.

In comparison with March 2018, higher, among others, was sale of: press, books, other sale in specialized stores (by 21.7%), textiles, clothing and footwear (by 21.0%), other retail sales in non-specialized stores (by 15.2%), furniture, electronics and household appliances (by 4.7%).

Whereas smaller was, among others, sales of: food, beverages and tobacco (by 14.5%), pharmaceuticals, cosmetics, orthopedic equipment (by 8.3%), motor vehicles, motorcycles, parts (by 4.0%), solid, liquid and gas fuels (by 1.1%).

In comparison to April 2017, sales was higher in the groups: „other” (by 20.8%), „solid, liquid and gas fuels” (by 12.5%), „press, books, other sales in specialized stores” (by 10.7%). Also increased, among others, the sale of: textiles, clothing and footwear (by 9.4%), furniture, electronics and household appliances (by 7.6%), pharmaceuticals, cosmetics, orthopedic equipment and motor vehicles, motorcycles, parts (by 2.6% each).

Whereas smaller than in the previous year was, among others, sales of food, beverages and tobacco (by 4.4%) and other retail sales in non-specialized stores (by 3.6%).

In January–April 2018, in comparison with the corresponding period of 2017, retail sales increased by 6.7%.

Wholesale in trade enterprises in April 2018 (in current prices) was by 8.7% smaller compared to the previous month and by 14.7% higher compared to April 2017, and in wholesale enterprises was lower by 8.1% and higher by 11.2%, respectively.

In January–April 2018, wholesale in trade enterprises was by 9.0% larger than a year before, while in wholesale enterprises higher by 5.4%.

Construction and assembly production (in current prices) in April 2018 was by 15.1% higher than in the previous year

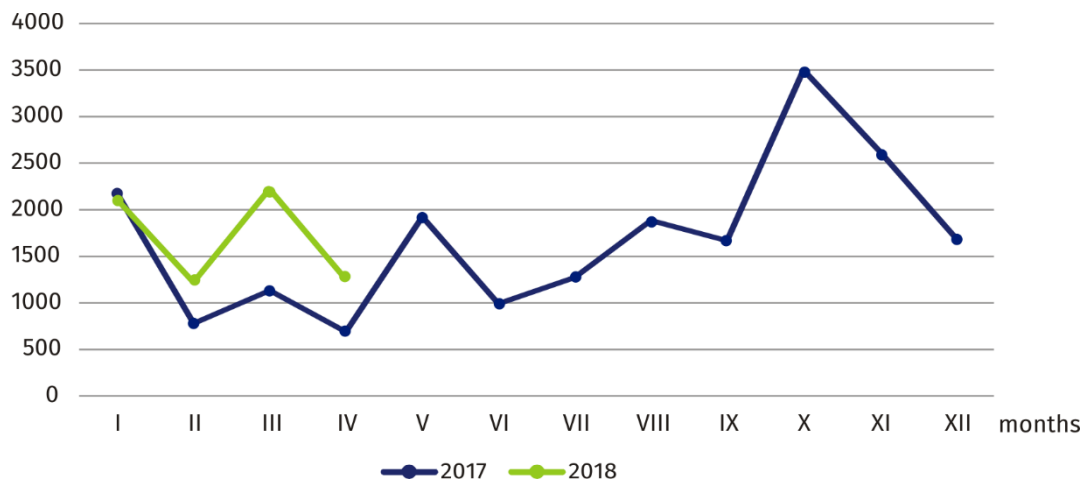
Retail sales (in current prices) realized by commercial and non-commercial companies in April 2018 was by 7.7% than in April 2017

Wholesale (in current prices) in trade enterprises was by 14.7% higher than in the previous year

## Housing construction<sup>1</sup>

According to preliminary data, in Warszawa in January–April 2018, 6 661 dwellings were completed (by 39.5% more than in the corresponding period of 2017), and in Mazowieckie voivodship 12 472 dwellings, i.e. by 17.5% more than in January–April 2017. An increase in the number of dwellings completed was recorded in construction for sale or rent from 4 335 to 6 485 dwellings, i.e. by 49.6% more. Whereas a decrease from 269 to 176 dwellings was recorded in private construction, i.e. by 34.6% less.

**Figure 4. Dwellings completed**



In January–April 2018, construction of 7 837 dwellings has begun (by 85.9% more than in the corresponding period of 2017), of which: 7 624 in construction for sale or rent, 213 in private construction.

In January–April 2018, the number of dwellings for which permits have been granted or for which notifications with a construction project were submitted amounted to 9 142 (by 1.9% less than in the corresponding period of 2017), of these 256 dwellings in buildings built by private investors.

The average area of a dwelling completed in January–April 2018, amounted to 59.7 m<sup>2</sup> and decreased compared to the corresponding period of 2017 by 9.8 m<sup>2</sup>. In private construction, the average useful floor area of a dwelling amounted to — 186.9 m<sup>2</sup> (by 1.2 m<sup>2</sup> more than in the corresponding period of 2017), in construction for sale or rent — 56.3% (by 6.7 m<sup>2</sup> less).

In January–April 2018, construction of 7 837 dwellings has begun, i.e. by 85.9% more than in the corresponding period of the previous year

<sup>1</sup> Reporting data – may change after preparing quarterly reports.

Due to the data imputation system implemented since 2018 for surveyed entities that did not submit a report, data on the average employment, average monthly gross wages and salaries, sold production of industry, construction and assembly production and retail sales were changed in relation to previously published data. The imputation of missing records consists in supplementing information on statistical units by replacing missing data with the value resulting from gained knowledge on all values of a given variable in the data set, in accordance with the adopted procedure.

Prepared by:  
**Mazovian Centre for Regional Surveys**  
**Statistical Office in Warszawa**  
**Małgorzata Bieńkowska**  
**Joanna Podolska**  
Tel: 22 464 21 96, 22 464 20 96  
e-mail: [m.bienkowska@stat.gov.pl](mailto:m.bienkowska@stat.gov.pl)  
e-mail: [j.podolska@stat.gov.pl](mailto:j.podolska@stat.gov.pl)

Issued by:  
**Statistical Information Centre**  
**Marcin Kałuski**  
Tel: 22 464 20 91  
e-mail: [m.kaluski@stat.gov.pl](mailto:m.kaluski@stat.gov.pl)

Translated by:  
**Agnieszka Gromek-Żukowska**  
Tel: 22 464 22 42  
e-mail: [a.gromek-zukowska@stat.gov.pl](mailto:a.gromek-zukowska@stat.gov.pl)

**Press office**  
tel.: 22 464 20 91  
e-mail: [m.kaluski@stat.gov.pl](mailto:m.kaluski@stat.gov.pl)



[warszawa.stat.gov.pl](http://warszawa.stat.gov.pl)



@Warszawa\_STAT

#### Related information

[Communications and Announcements](#)

#### Data available in databases

[Local Data Bank → Labour market](#)

#### Terms used in official statistics

[Registered unemployed persons](#)

[Registered unemployment rate](#)

[Average employment](#)

[Average monthly gross wages and salaries](#)

[Dwellings completed](#)

[Gross turnover profitability rate](#)

[Net turnover profitability rate](#)

**Evaluate**  
the study 