

Statistics of Warszawa No. 3/2018

30.04.2018

According to preliminary data, in January–March 2018, 5437 dwellings were completed (by 33.0% more than in the same period of 2017)

The average employment in the enterprise sector in March 2018 amounted to 1057.8 thous. persons

↑ 187.7

Indices of the number of dwellings in which construction has begun

In March 2018, the average employment in the enterprise sector was at a similar level as in the previous month. The number of registered unemployed persons was lower than in the previous month and the year before. The average monthly gross wages and salaries in the enterprise sector increased on a monthly basis by 10.1%. In January to March, more dwellings were completed than in the previous year. There was also an increase in the number of dwellings for which permits have been granted and dwellings in which construction has begun. At the end of March 2018, the number of entities of the national economy in the REGON register was 3.5% higher than in the same period of the previous year.

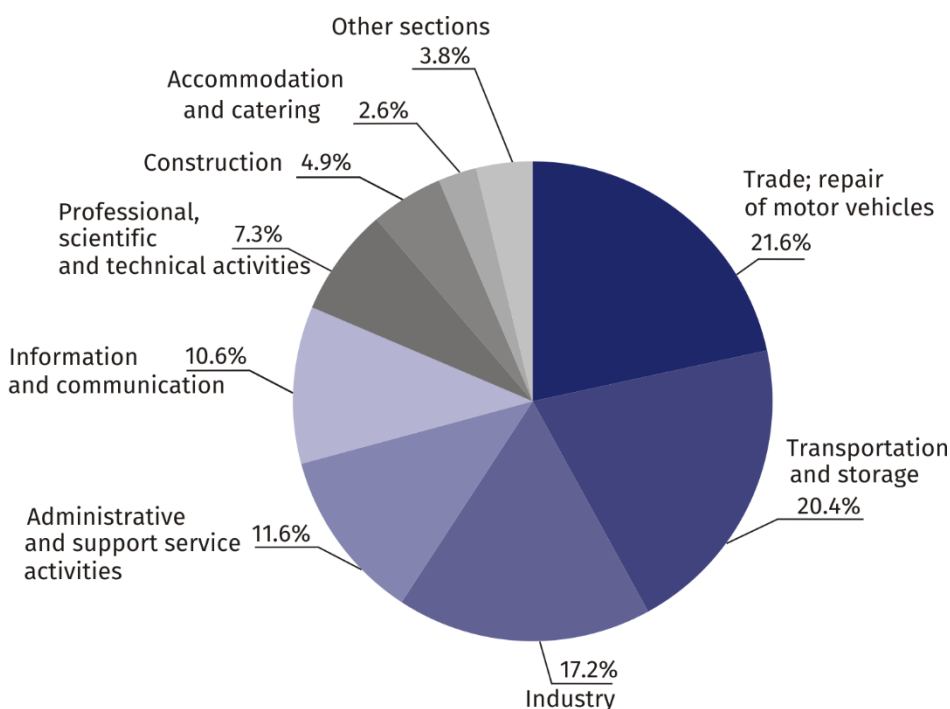
Average employment

The average employment in the enterprise sector in March 2018 amounted to 1057.8 thous. persons and was by 0.2 thous. persons lower than in February 2018.

In comparison with February 2018, the decrease in the average employment was recorded in the sections: arts, entertainment and recreation (by 1.6%), administrative and support service activities (by 0.7%), real estate activities and accommodation and catering (both by 0.2%), information and communication (by 0.1%).

On the other hand, the increase in average employment was noted in the sections: construction (by 0.3%), trade; repair of motor vehicles (by 0.2%), industry as well as professional, scientific and technical activities (both by 0.1%).

Figure 1. Structure of average employment by PKD sections in March 2018



Registered unemployment

At the end of March 2018, the number of registered unemployed persons amounted to 25 272 persons and was by 803 persons, i.e. by 3.1% lower than at the end of February 2018, and by 7 912 persons, i.e. by 23.8% lower than in the same period of 2017.

The number of registered unemployed women amounted to 12 587, which constituted 49.8% of the total unemployed (49.7% a month earlier, and 49.5% a year before) and 16.2% of unemployed women in Mazowieckie voivodship. Compared to February 2018, the number of unemployed women decreased by 372 persons, i.e. by 2.9%, and compared to March 2017 decreased by 3 843 persons, i.e. by 23.4%.

The registered unemployment rate amounted to 1.9% (2.0% a month before, and 2.6% a year before), the average in Mazowieckie voivodship was 5.6% (5.8% a month earlier, and 6.8% a year before), while the national average was 6.6% (a month before 6.8%, and a year before 8.0%).

In March 2018, there were 3 055 unemployed persons registered in labour offices (2 942 in February 2018, and 3 932 in March 2017). The registered unemployed persons made up 18.6% of total registered unemployed persons in the voivodship.

The number of persons registering for the first time amounted to 854 (893 a month before), which accounted for 28.0% of total registered unemployed persons who registered in March 2018, and 29.2% of persons registered for the first time in the voivodship. The share of persons dismissed due to company reasons among unemployed persons registered in March 2018 amounted to 2.1% (3.7% in Mazowieckie voivodship), 1.9% a month before, and 4.4% a year before.

In March 2018, 3 858 persons were removed from the register of the unemployed (3 271 in February 2018, and 4 647 in March 2017), which accounted for 18.5% of persons removed from the register of the unemployed in Mazowieckie voivodship. Out of persons who were removed from the register, 1 748 persons started work. Moreover, 1257 persons lost their status of the unemployed as a result of not confirming their readiness to start work. The reason for removing from the register was also the voluntary resignation from the unemployed status, starting a training or internship, acquisition of retirement rights or pre-retirement benefits, acquisition of pension rights and other.

There were 21 687 persons, i.e. 85.8% of total registered unemployed persons who were not entitled to the unemployment benefit (28 476 persons, i.e. 85.8% a year before). Whereas there were 3 585 persons who were entitled to the unemployment benefit.

In March 2018, 6 158 job offers were submitted to labour offices, which accounted for 28.9% of job offers in Mazowieckie voivodship and at the end of this month, the labour offices had job offers for 3 095 people. At the end of March 2018, there were 8 persons per one job offer (9 in the previous month, 8 in the previous year), in Mazowieckie voivodship 15 persons (14 in the previous month and in the previous year) registered as unemployed.

Wages and salaries

Average monthly gross wages and salaries in the enterprise sector in March 2018 amounted to 6538.30 zł and were by 10.1% higher than in the previous month.

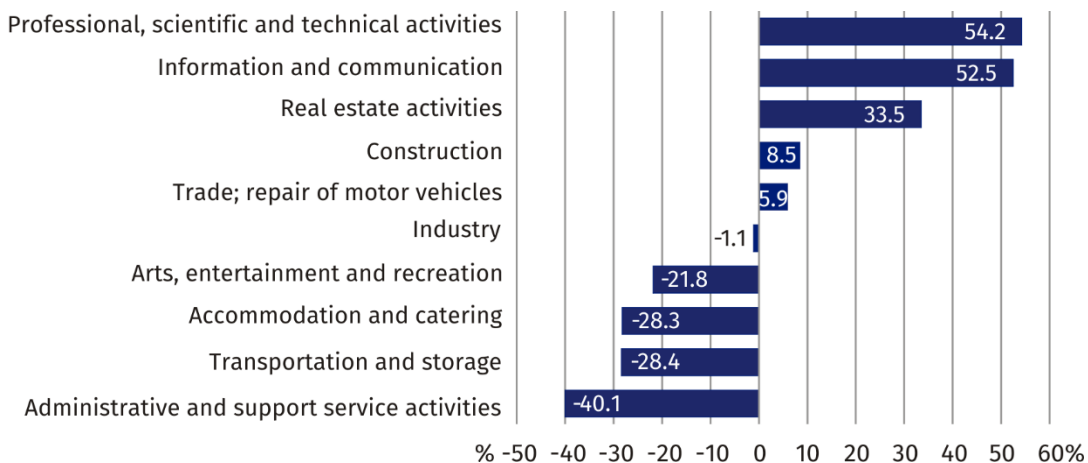
In comparison with February 2018, an increase of the average wages and salaries occurred in the sections: real estate activities (by 28.8%), professional, scientific and technical activities (by 22.0%), accommodation and catering (by 15.4%), industry (by 12.0%), construction (by 11.7%), information and communication (by 10.5%), trade; repair of motor vehicles (by 9.1%), administrative and support service activities (by 3.9%), transportation and storage (by 1.1%).

Whereas, the decrease in the average gross wages and salaries was recorded in the section: arts, entertainment and recreation (by 0.9%).

At the end of March 2018, the number of registered unemployed persons was by 23.8% lower than last year

Average monthly gross wages and salaries in the enterprise sector in March 2018 amounted to 6538.30 zł

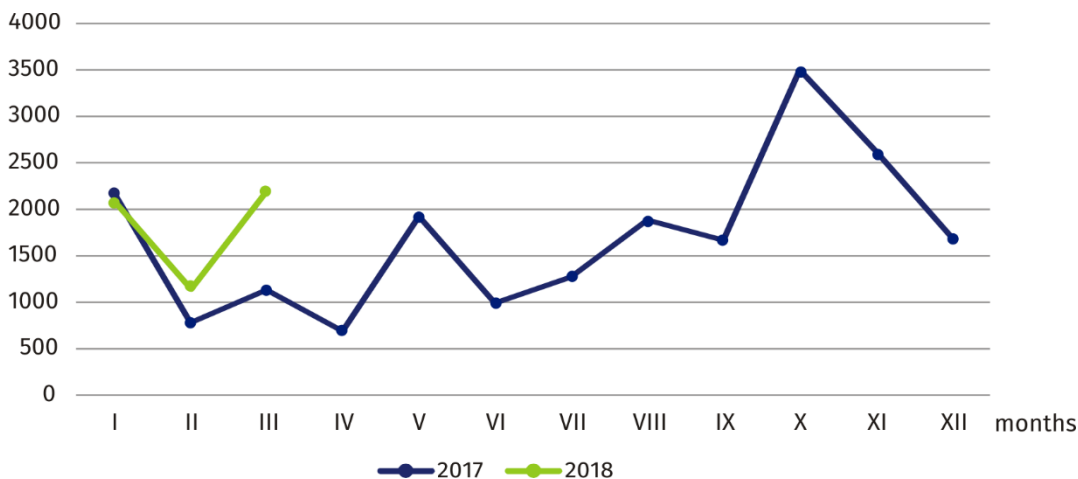
Figure 2. Relative deviations of average monthly gross wages and salaries in selected sections from the average wages and salaries in the enterprise sector in March 2018



Housing construction¹

According to preliminary data, in Warszawa in January to March 2018, there were 5 437 dwellings completed (by 33.0% more than during the same period of 2017), and in Mazowieckie województwo 9 979 dwellings, i.e. by 13.4% more than in January to March 2017. The increase in the number of completed dwellings was noted in construction for sale or rent from 3 709 to 5 283 dwellings, i.e. by 42.4% more. While, the decrease was noted in private construction from 207 to 154 dwellings, i.e. by 25.6% less.

Figure 3. Dwellings completed



In January to March 2018, construction of 5 926 dwellings began (by 87.7% more than during the same period of 2017), of which: 5 766 in construction for sale or rent, 160 in private construction.

In January to March 2018, the number of dwellings for which permits have been granted or for which notifications with a construction project were submitted amounted to 7 871 (by 41.4% more than over the same period of 2017), of which 210 dwellings in buildings built by private investors.

In January–March 2018, construction of 5 926 dwellings began, i.e. by 87.7% more than in the corresponding period of the previous year

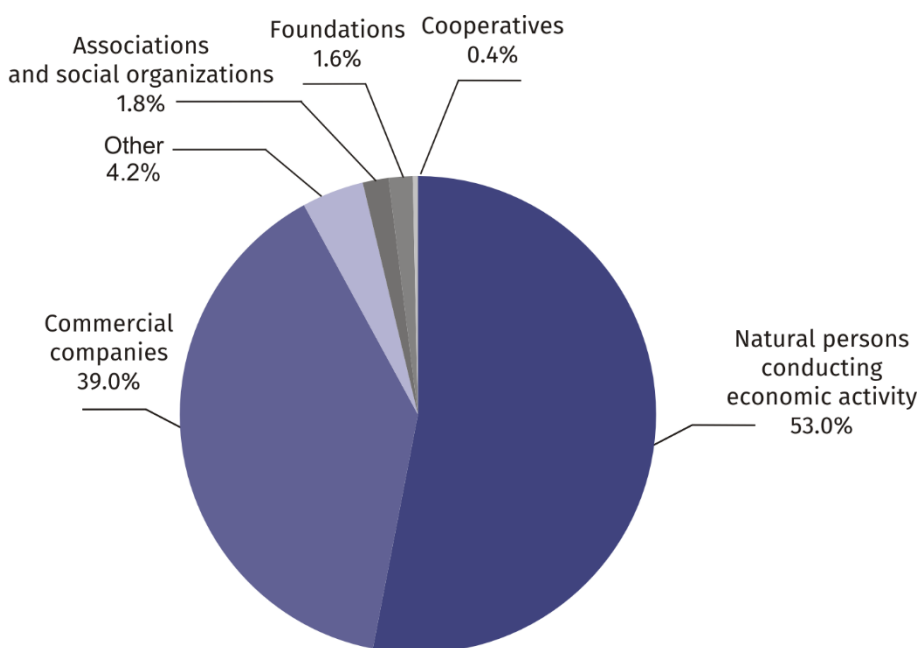
¹ Reporting data – may change after preparing quarterly reports.

The average area of a completed dwelling in January to March 2018 amounted to 59.3 m² and decreased compared to the same period of 2017 by 9.9 m². In private construction, the average useful area of a dwelling amounted to 179.9 m² (by 0.2 m² more than during the same period of 2017), and in construction for sale or rent – 55.8 m² (by 8.1 m² less).

Entities of the national economy²

At the end of March 2018, there were 437 829 entities of the national economy in the REGON register in Warszawa, which accounted for 53.8% of Mazowieckie voivodship collection. In comparison with December 2017, the number of entities of the national economy increased by 3 153 (i.e. by 0.7%), and in comparison with March 2017 it increased by 14 763 (i.e. 3.5%).

Figure 4. Structure of entities of the national economy by legal status in 2018
As of 31 III



In the capital city, in March 2018, the majority of entities dealt with: trade; repair of motor vehicles – 92 239 (21.1%), professional, scientific and technical activities – 81 359 (18.6%), information and communication – 38 575 (8.8%), construction – 31 767 (7.3%), other service activities – 27 071 (6.2%), real estate activities – 25 950 (5.9%), manufacturing – 25 310 (5.8%).

In relation to December 2017, the number of entities increased among others in the sections: information and communication (by 2.3%), administrative and support service activities (by 1.7%), real estate activities (by 1.2%), professional, scientific and technical activities as well as education (by 1.0% each), accommodation and catering (by 0.9%).

In comparison to March 2017, the number of entities increased, among others, in the sections: information and communication (by 9.7%), administrative and support service activities (by 5.9%), accommodation and catering as well as professional, scientific and technical activities (both by 5.2%), real estate activities (by 5.0%), electricity, gas, steam and air conditioning supply (by 4.8%), human health and social work activities (by 4.3%).

At the end of March 2018, the most numerous group of entities by kind of conducted activity constituted units dealing with trade; repair of motor vehicles (92 239)

² Excluding persons tending private farms in agriculture.

Prepared by:
Mazovian Centre for Regional Surveys
Statistical Office in Warszawa
Małgorzata Bieńkowska
Joanna Podolska
Tel: 22 464 21 96, 22 464 20 96
e-mail: m.bienkowska@stat.gov.pl
e-mail: j.podolska@stat.gov.pl

Issued by:
Statistical Information Centre
Marcin Kałuski
Tel: 22 464 20 91
e-mail: m.kaluski@stat.gov.pl

Press office

tel.: 22 464 20 91

e-mail: m.kaluski@stat.gov.pl



warszawa.stat.gov.pl



@Warszawa_STAT

Related information

[Communications and Announcements](#)

Data available in databases

[Local Data Bank → Labour market](#)

Terms used in official statistics

[Registered unemployed persons](#)

[Registered unemployment rate](#)

[Average employment](#)

[Average monthly gross wages and salaries](#)

[Dwellings completed](#)

