

Statistics of Warszawa No. 2/2018

28.03.2018

↑ 111.8

Percentage increase in the number of dwellings whose construction has begun

In February 2018, the average employment in the enterprise sector was 0.2% lower than in the previous month. The number of registered unemployed persons was lower than in the previous month and the year before. The average monthly gross wages and salaries in the enterprise sector remained at a similar level as compared to January 2018. In January to February, more dwellings were completed than in the previous year. There was also an increase in the number of dwellings for which permits have been granted and dwellings in which construction has begun.

According to preliminary data in January-February 2018, 3255 dwellings were completed (by 10.2% more than in the same period of 2017)

Average employment

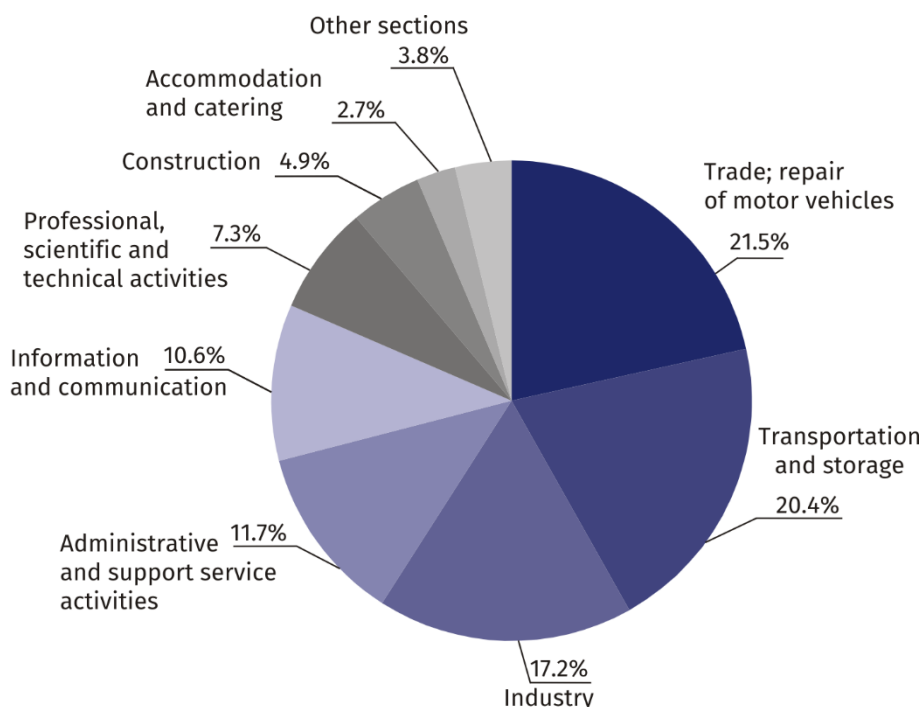
The average employment in the enterprise sector in February 2018 amounted to 1058.0 thous. persons and was by 2.5 thous. persons, i.e. by 0.2% lower than in January 2018.

In comparison with January 2018, the decrease in the number of average employment was recorded in the sections: administrative and support service activities (by 2.2%), real estate activities (by 0.5%), industry, trade; repair of motor vehicles as well as information and communication (by 0.1% each).

On the other hand, the increase in average employment was noted in the sections: construction (by 0.6%), transportation and storage as well as professional, scientific and technical activities (both by 0.2%), arts, entertainment and recreation (by 0.1%).

The average employment in the enterprise sector in February 2018 amounted to 1058.0 thous. persons

Figure 1. Structure of average employment by PKD sections in February 2018



Registered unemployment

At the end of February 2018, the number of registered unemployed persons amounted to 26 075 persons and was by 329 persons, i.e. by 1.2% lower than at the end of January 2018, and by 7 824 persons, i.e. by 23.1% lower than in the same period of 2017.

The number of registered unemployed women amounted to 12 959, which constituted 49.7% of the total unemployed (50.0% a month earlier, and 49.7% a year before) and 16.1% of unemployed women in Mazowieckie voivodship. Compared to January 2018, the number of unemployed women decreased by 240 persons, i.e. by 1.8%, and compared to February 2017 decreased by 3 875 persons, i.e. by 23.0%.

The unemployment rate amounted to 2.0% (as in the previous month, and 2.6% a year before), the voivodship average was 5.8% (as in the previous month, and a year before 7.1%), while the national average was 6.8% (a month before 6.9%, and a year before 8.4%).

In February 2018, there were 2 942 unemployed persons registered in labour offices (3 550 in January 2018, and 3 456 in February 2017). The registered unemployed persons made up 17.9% of total registered unemployed persons in the voivodship.

The number of persons registering for the first time amounted to 893 (1 054 a month before), which constituted 30.4% of total registered unemployed persons who registered in February 2018, and 28.1% of persons registered for the first time in the voivodship. The share of persons dismissed due to company reasons among the unemployed persons registered in February 2018 amounted to 1.9% (3.3% in Mazowieckie voivodship), 2.7% a month before, and 3.8% a year before.

In February 2018, 3 271 persons were removed from the register of unemployed (3 202 in January 2018, and 3 837 in February 2017), which accounted for 18.4% of persons removed from the register of the unemployed in Mazowieckie voivodship. Out of persons who were removed from the register, 1 748 persons started work. Moreover, 961 persons lost their status of the unemployed as a result of not confirming their readiness to start work. The reason for removing from the register was also the voluntary resignation from the unemployed status, starting a training or internship, acquisition of retirement rights or pre-retirement benefits, acquisition of pension rights and other.

There were 22 215 persons, i.e. 85.2% of total registered unemployed persons who were not entitled to the unemployment benefit (29 153 persons, i.e. 86.0% a year before). Whereas there were 3 860 persons who were entitled to the unemployment benefit.

In February 2018, 5 193 job offers were submitted to labour offices, which accounted for 28.2% of job offers in Mazowieckie voivodship and at the end of this month, the labour offices had job offers for 2 951 people. At the end of February 2018, there were 9 persons per one job offer (7 in the previous month, 9 in the previous year), in Mazowieckie voivodship 14 persons (12 in the previous month, and 18 in the previous year) registered as unemployed.

Wages and salaries

Average monthly gross wages and salaries in the enterprise sector in February 2018 amounted to 5938.56 zł and remained at a similar level compared to the previous month.

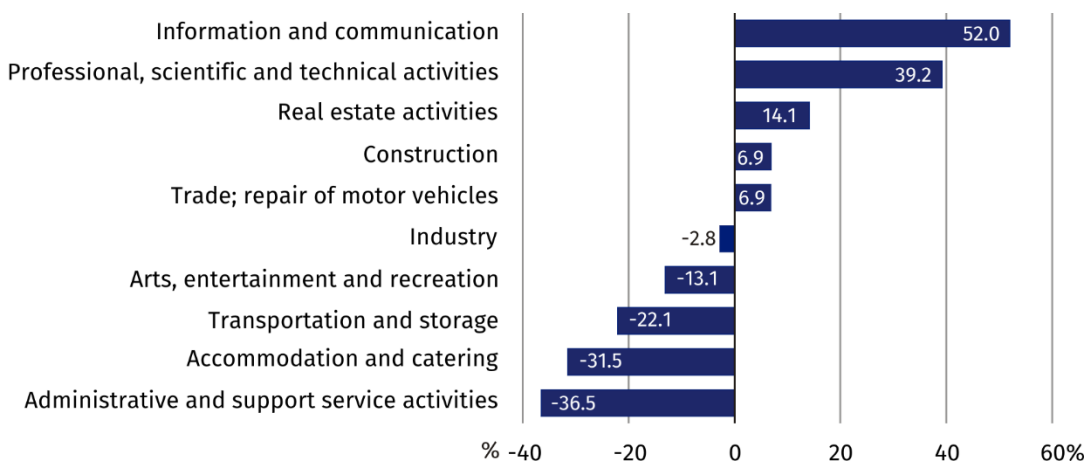
In comparison with January 2018, an increase of the average wages and salaries occurred in the sections: trade; repair of motor vehicles (by 2.7%), construction and administrative and support service activities (by 0.9% each), industry (by 0.6%), information and communication (by 0.5%).

Whereas, the decrease in the average gross wages and salaries was recorded in the sections: accommodation and catering (by 6.5%), professional, scientific and technical activities (by 4.9%), arts, entertainment and recreation (by 2.3%), transportation and storage (by 1.9%), real estate activities (by 0.8%).

At the end of February 2018, the number of registered unemployed persons was by 23.1% lower than last year

Average monthly gross wages and salaries in the enterprise sector in February 2018 amounted to 5938.56 zł

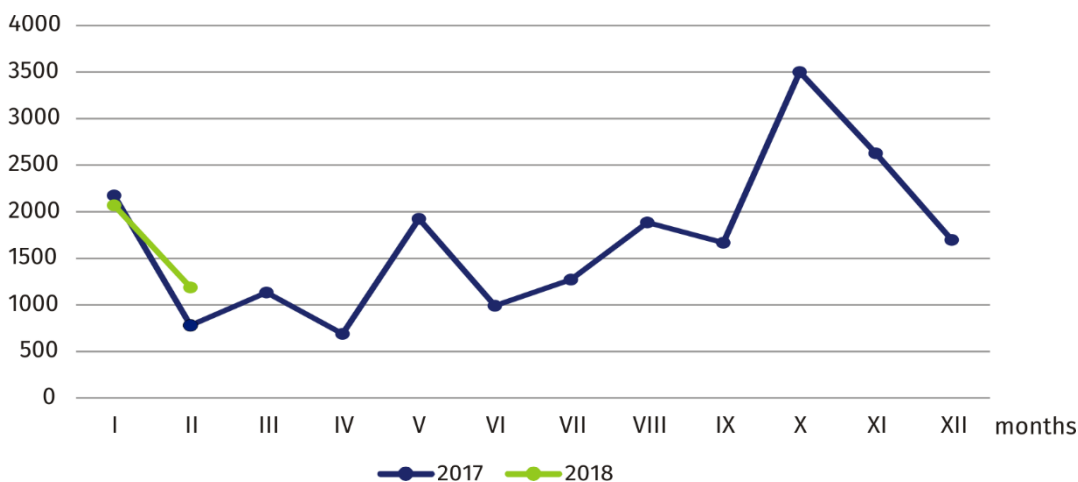
Figure 2. Relative deviations of average monthly gross wages and salaries in the enterprise sector in February 2018



Housing construction¹

According to preliminary data, in Warszawa in January to February 2018, there were 3 255 dwellings completed (by 10.2% more than during the same period of 2017), and in Mazowieckie voivodship 6 488 dwellings, i.e. by 6.6% more than in January to February 2017. The increase in the number of completed dwellings was noted in construction for sale or rent from 2 642 to 3 148 dwellings, i.e. by 19.2% more. While, the decrease was noted in private construction from 152 to 107 dwellings, i.e. by 29.6% less.

Figure 3. Dwellings completed



In January to February 2018, construction of 4 144 dwellings began (by 111.8% more than during the same period of 2017), of which: 4 082 in construction for sale or rent, 62 in private construction.

In January to February 2018, the number of dwellings for which permits have been granted or for which notifications with a construction project were submitted amounted to 6 301 (by 157.7% more than over the same period of 2017), of which 155 dwellings in buildings built by private investors.

The average area of a completed dwelling in January to February 2018 amounted to 58.6 m² and decreased compared to the same period of 2017 by 4.3 m². In private construction, the average useful area of a dwelling amounted to 188.5 m² (by 9.0 m² more than during the same period of 2017), and in construction for sale or rent — 54.2 m² (by 2.6 m² less).

In January-February 2018, construction of 4 144 dwellings began, i.e. by 111.8% more than in the same period of the previous year

¹ Reporting data – may change after preparing quarterly reports.

Prepared by:
Mazovian Centre for Regional Surveys
Statistical Office in Warszawa
Małgorzata Bieńkowska
Joanna Podolska
Tel: 22 464 21 96, 22 464 20 96
e-mail: m.bienkowska@stat.gov.pl
e-mail: j.podolska@stat.gov.pl

Issued by:
Statistical Information Centre
Marcin Kałuski
Tel: 22 464 20 91
e-mail: m.kaluski@stat.gov.pl

Press office

tel.: 22 464 20 91

e-mail: m.kaluski@stat.gov.pl



warszawa.stat.gov.pl



@Warszawa_STAT

Related information

[Communications and Announcements](#)

Data available in databases

[Local Data Bank → Labour market](#)

Terms used in official statistics

[Registered unemployed persons](#)

[Registered unemployment rate](#)

[Average employment](#)

[Average monthly gross wages and salaries](#)

[Dwellings completed](#)

