

# Statistics of Warszawa No. 1/2018

28.02.2018

In January 2018, the registered unemployment rate decreased by 0.7 pp in comparison to the same period of the previous year

The average employment in the enterprise sector in January 2018 amounted to 1060.5 thous. persons

**↓ 0.7**

Decrease of registered unemployment rate in percentage points

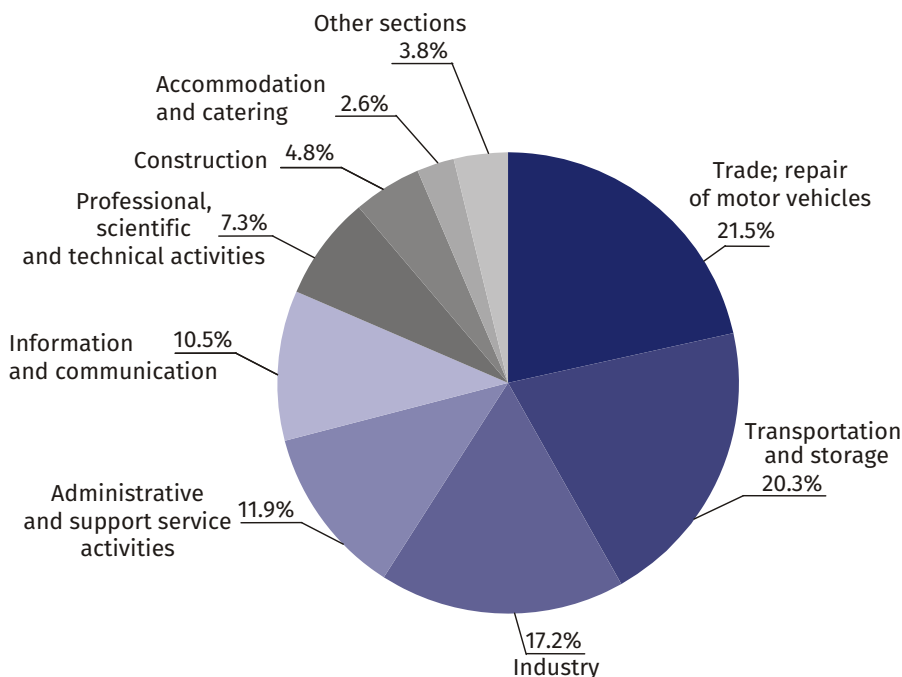
In January 2018, the average employment in the enterprise sector was 1.5% higher than in the previous month. The number of unemployed persons, despite an increase in comparison to December 2017, remained much lower than a year before. The average monthly gross wages and salaries in the enterprise sector decreased by 4.7% on a monthly basis. In January this year, fewer dwellings were completed than in the previous year. However, there was an increase in the number of dwellings for which permits have been granted and dwellings in which construction has begun.

## Average employment

The average employment in the enterprise sector in January 2018 amounted to 1060.5 thous. persons and was by 15.7 thous. persons, i.e. by 1.5% higher than in December 2017.

Compared with December 2017, the increase of average employment was recorded in the sections: professional, scientific and technical activities (by 4.6%), construction (by 3.4%), arts, entertainment and recreation (by 2.3%), accommodation and catering (by 1.9%), real estate activities (by 1.7%), administrative and support service activities (by 1.3%), industry as well as transportation and storage (by 1.2% each), trade; repair of motor vehicles (by 1.0%), information and communication (by 0.6%).

Figure 1. Structure of average employment by PKD sections in January 2018



## Registered unemployment

At the end of January 2018, the number of registered unemployed persons amounted to 26 404 persons and was by 348 persons, i.e. by 1.3% higher than at the end of December 2017, and by 7 876 persons, i.e. by 23.0% lower than in the same period of 2017.

The number of registered unemployed women amounted to 13 199, which constituted 50.0% of the total unemployed (50.2% a month earlier, and 49.8% a year before) and 16.2% of unemployed women in Mazowieckie voivodship. Compared to December 2017, the number of unemployed women increased by 129 persons, i.e. by 1.0%, and compared to January 2017 decreased by 3 877 persons, i.e. by 22.7%.

The unemployment rate amounted to 2.0% (as in the previous month, and 2.7% a year before), the voivodship average was 5.8% (a month before 5.6%, and a year before 7.1%), while the national average was 6.9% (a month before 6.6%, and a year before 8.5%).

In January 2018, there were 3 550 unemployed persons registered in labour offices (2 722 in December 2017, and 4 247 in January 2017). The registered unemployed persons made up 16.5% of total registered unemployed persons in the voivodship.

The number of persons registering for the first time amounted to 1 054 (682 a month before), which constituted 29.7% of total registered unemployed persons who registered in January 2018, and 28.0% of persons registered for the first time in the voivodship. The share of persons dismissed due to company reasons among the unemployed persons registered in January 2018 amounted to 2.7% (3.9% in Mazowieckie voivodship), 2.9% a month before, and 6.1% a year before.

In January 2018, 3 202 persons were removed from the register of unemployed (3 263 in December 2017, and 3 179 in January 2017), which accounted for 21.3% of persons removed from the register of unemployed in Mazowieckie voivodship. Out of persons who were removed from the register, 1 735 persons started work. Moreover, 879 persons lost their status of unemployed as a result of not confirming their readiness to start work. The reason for removing from the register was also the voluntary resignation from the unemployed status, starting a training or internship, acquisition of retirement rights or pre-retirement benefits, acquisition of pension rights and other.

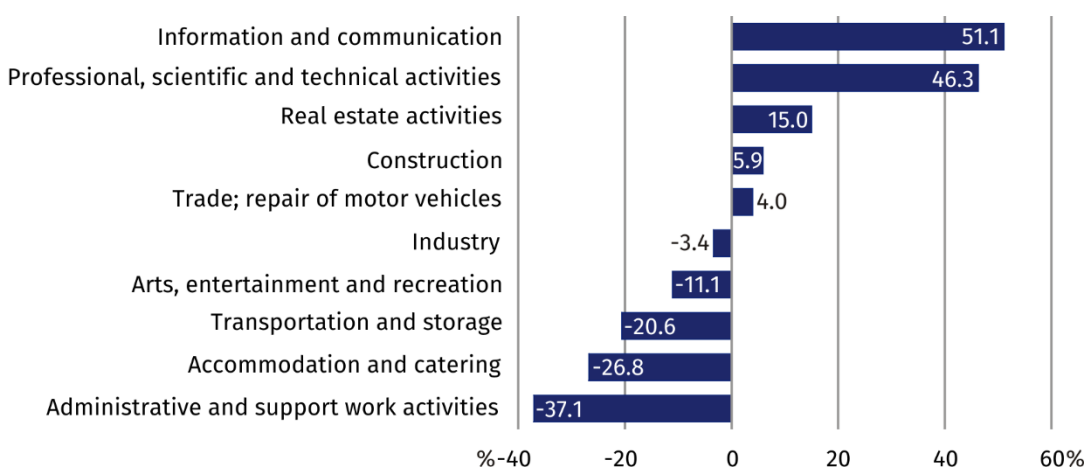
There were 22 470 persons, i.e. 85.1% of total registered unemployed persons who were not entitled to the unemployment benefit (29 447 persons, i.e. 85.9% a year before). Whereas there were 3 934 persons who were entitled to the unemployment benefit.

In January 2018, 6 689 job offers were submitted to labour offices, which accounted for 29.6% of job offers in Mazowieckie voivodship and at the end of this month, the labour offices had 4 054 job offers. At the end of January 2018, there were 7 persons per one job offer (9 in the previous month, 7 in the previous year), in Mazowieckie voivodship 12 persons (19 in the previous month, and 17 in the previous year) registered as unemployed.

At the end of January 2018, the number of registered unemployed persons was by 23.0% lower than last year

## Wages and salaries

**Figure 2. Relative deviations of average monthly gross wages and salaries in the enterprise sector in January 2018**



Average monthly gross wages and salaries in the enterprise sector in January 2018 was 5941.28 zł

Average monthly gross wages and salaries in the enterprise sector in January 2018 amounted to 5941.28 zł and was by 4.7% lower than in December 2017.

In comparison with December 2017, a decrease of the average wages and salaries occurred in the sections: arts, entertainment and recreation (by 24.4%), construction (by 12.8%), transportation and storage (by 10.1%), real estate activities (by 9.8%), industry (by 7.4%), trade; repair of motor vehicles (by 3.8%), administrative and support service activities (by 1.5%), professional, scientific and technical activities (by 0.7%).

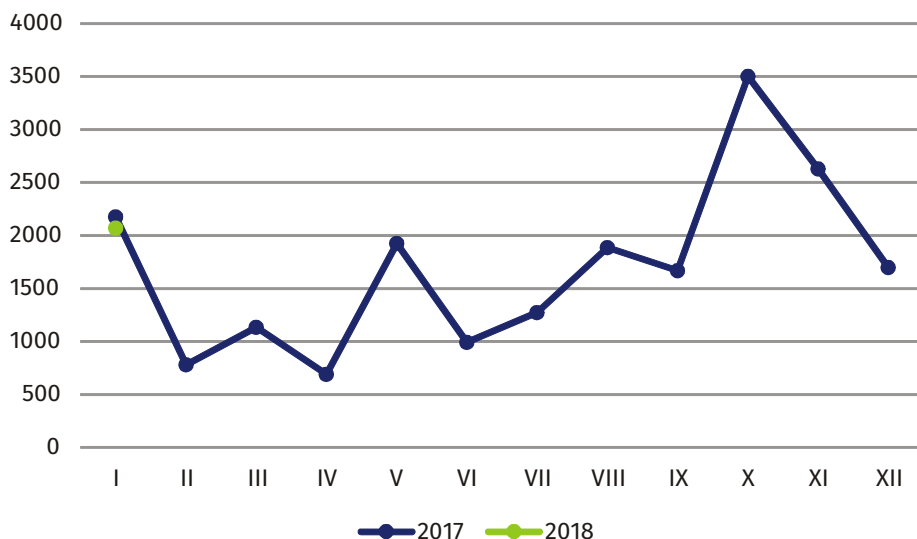
Whereas, the increase in the average gross wages and salaries was recorded in the sections accommodation and catering (by 5.9%) as well as information and communication (by 3.6%).

### Housing construction<sup>1</sup>

According to preliminary data, in Warszawa in January 2018, there were 2 068 dwellings completed (by 4.9% less than during the same period of 2017), and in Mazowieckie voivodship 3 930 dwellings, i.e. by 2.9% more than in January 2017. The decrease in the number of completed dwellings was noted in private construction from 70 to 60 dwellings, i.e. by 14.3% less. While, the increase was noted in construction for sale or rent from 2 002 to 2 008 dwellings, i.e. by 0.3% more.

According to preliminary data, in January 2018, 2 068 dwellings were completed (by 4.9% less compared with the same period of 2017)

**Figure 3. Dwellings completed**



In January 2018, construction of 1 759 dwellings begun (by 63.0% more than during the same period of 2017), of which: 1 744 in construction for sale or rent, 15 in private construction.

In January 2018, the number of dwellings for which permits have been granted or for which notifications with a construction project were submitted amounted to 4 345 (over 8-times more than over the same period of 2017), of which 64 dwellings in buildings built by private investors.

The average area of a completed dwelling in January 2018 amounted to 57.4 m<sup>2</sup> and decreased compared to the same period of 2017 by 1.4 m<sup>2</sup>. In private construction, the average useful area of a dwelling amounted to 181.9 m<sup>2</sup> (by 0.9 m<sup>2</sup> more than during the same period of 2017), and in construction for sale or rent – 53.7 m<sup>2</sup> (by 0.8 m<sup>2</sup> less).

<sup>1</sup> Reporting data – may change after preparing quarterly reports.

Prepared by:  
**Mazovian Centre for Regional Surveys**  
**Statistical Office in Warszawa**  
**Małgorzata Bieńkowska**  
**Joanna Podolska**  
Tel: 22 464 21 96, 22 464 20 96  
e-mail: [m.bienkowska@stat.gov.pl](mailto:m.bienkowska@stat.gov.pl)  
e-mail: [j.podolska@stat.gov.pl](mailto:j.podolska@stat.gov.pl)

Issued by:  
**Statistical Information Centre**  
**Marcin Kałuski**  
Tel: 22 464 20 91  
e-mail: [m.kaluski@stat.gov.pl](mailto:m.kaluski@stat.gov.pl)

**Press office**

tel.: 22 464 20 91

e-mail: [m.kaluski@stat.gov.pl](mailto:m.kaluski@stat.gov.pl)



[warszawa.stat.gov.pl](http://warszawa.stat.gov.pl)



@Warszawa\_STAT

**Related information**

[Communications and Announcements](#)

**Data available in databases**

[Local Data Bank → Labour market](#)

**Terms used in official statistics**

[Registered unemployed persons](#)

[Registered unemployment rate](#)

[Average employment](#)

[Average monthly gross wages and salaries](#)

[Dwellings completed](#)

