



### LABOUR MARKET

**Average employment** in Warsaw in the enterprise sector in October 2017 amounted to 1036.6 thousand persons and was by 6.1 thousand people, i.e. 0.6% lower than in September 2017, and by 36.6 thousand people, i.e. 3.7% higher compared with October 2016.

At the end of October 2017 the number of **registered unemployed persons** equalled 26937 and was lower by 2198 persons, i.e. by 7.5% than at the end of September 2017 and by 7483 persons, i.e. 21.7% lower than during the similar period of the year 2016.

The number of **unemployed women** amounted to 13536 which constituted 50.3% of all unemployed residents (in the previous month 50.6% and in the previous year 49.9%).

**The registered unemployment rate** was 2.1% (2.3% in the previous month, and 2.9% the year before).

### TRADE

**Retail sales** in trade and non-trade enterprises in October 2017 (in current prices) was by 2.0% higher than in September 2017 and by 5.1% higher compared with October 2016.

**Wholesale** in trade enterprises in October 2017 (in current prices) increased by 6.4% as compared with the previous month and by 10.8% as compared with October 2016; in wholesale enterprises it was higher by 6.4% and 9.2% respectively.

### INDUSTRY AND CONSTRUCTION

**Sold production of industry** in October 2017 amounted to (in current prices) 10131.6 mln zł (2384.0 mln EUR<sup>1</sup>) and was higher by 12.6% (in constant prices) compared with October 2016.

In January to October 2017 sold production of industry reached 94889.8 mln zł (22328.1 mln EUR<sup>1</sup>) (in current prices) and was (in constant prices) higher by 9.9% compared with the same period of 2016.

**Sold production of construction** in October 2017 amounted to (in current prices) 3671.2 mln zł (863.9 mln EUR<sup>1</sup>) and was by 3.4% lower than in September 2017, and by 17.5% higher than over the same period of the previous year.

In January-October 2017 sold production of industry reached 35944.1 mln zł (8457.8 mln EUR<sup>1</sup>), i.e. by 8.3% higher than over the same period of 2016.

### WAGES AND SALARIES

**Average monthly gross wages and salaries** in the enterprise sector in October 2017 amounted to 6009.45 zł (1414.1 EUR<sup>1</sup>) and were 6.4% higher than in September 2017, and 7.2% higher than in the similar period of 2016.

### HOUSING CONSTRUCTION

According to preliminary data, 14518 dwellings were completed in Warsaw in January-October 2017 (18.4% less than in the same period of 2016).

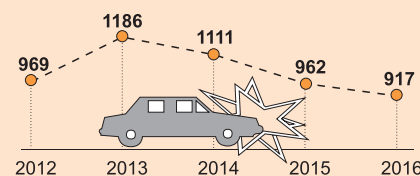
In January-October 2017 construction of 17734 dwellings was initiated (1.6% more than during the similar period of 2016).

<sup>1</sup> Average monthly exchange rate for the end of October 2017 as published by the National Bank of Poland 1 EUR = 4.2498 zł

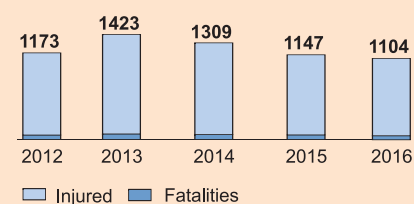
## 19<sup>TH</sup> NOVEMBER THE WORLD DAY OF RE- MEMBRANCE OF ROAD TRAFFIC VICTIMS

*The World Day of Remembrance of Road Traffic Victims was initiated in 1993 by an English organization Road Peace as the appropriate acknowledgement of victims of road traffic crashes and their families. In 2005, the UN General Assembly invited its member states and international communities to commemorate the third Sunday of November as a World Day of Remembrance of Road Traffic Victims.*

#### Road traffic accidents<sup>a</sup>



#### Road traffic victims<sup>a</sup>



<sup>a</sup> Registered by the Police.

## MOST RECENT DATA ON LABOUR MARKET

Warsaw is a place of work not only for the inhabitants of the city, but also for the people from all over Mazowieckie voivodship. In 2016, more than half of all entities of the national economy located in the Mazowieckie voivodship were situated in the capital, which affected the number of jobs.

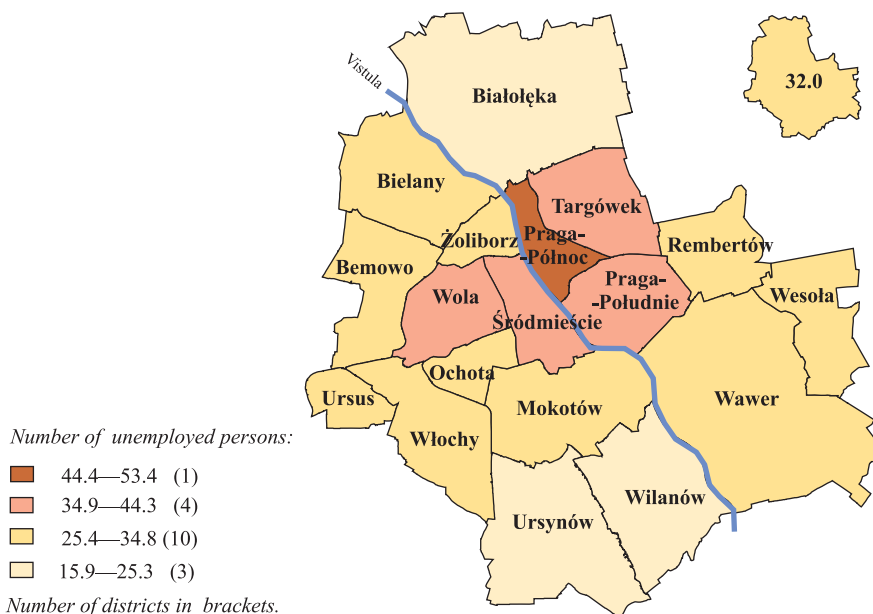
At the end of December 2016, the number of employed persons in Warsaw amounted to 896.4 thousand (by 5.7% higher than in 2015), and the unemployment rate was equal to 2.6% (by 0.7 p. p. lower than in the previous year). The number of women in the labour market exceeded the number of men, and their share was 53.0%.

Persons employed in the private sector accounted for 66.8% of the total employed persons. The number of persons employed in public sector amounted to 297.4 thousand.

At the end of December 2016, there were 33.2 thousand registered unemployed persons in Warsaw, and the number decreased by 10.9% as compared to the same period of the previous year. Among the unemployed, there were two age groups with the highest unemployment level (55+ years and 35—44 years). People aged 55+ accounted for 28.0% and people aged 35—44 years 24.4% of all unemployed persons in Warsaw. In terms of education, the largest group of the unemployed were persons with higher education (30.1%), lower secondary, primary and incomplete primary (23.6%) and post-secondary and vocational secondary (22.6%). Taking into account work seniority, the largest groups among the unemployed were persons with a work experience of up to 1 year, of 1—5 years and 10—20 years (respectively 19.6%, 17.0% and 16.2%).

At the end of December 2016, the number of job offers in Warsaw was 2902, hence there were 11 unemployed persons per 1 job offer.

### REGISTERED UNEMPLOYED PERSONS PER 1000 WORKING-AGE POPULATION IN 2016 As of 31 December



## Dissemination of statistical information in the Statistical Office in Warsaw is conducted by

### MAZOVIAN CENTRE FOR REGIONAL SURVEYS

which includes:

Statistical Information Centre and Library  
ground floor

tel./fax 22 846-78-32

tel. 22 464-23-20, 22 464-20-85

e-mail: informatoriumUSWAW@stat.gov.pl

Statistical data of public statistics concerning Warsaw and Mazowieckie are disseminated through:

- direct customer service, by telephone and in writing;
- processing of individual orders;
- statistical publications (monthlies, quarters, yearbooks and one-off publications);
- short news bulletins and communiqués;

Statistical Information Centre is open for inquires:

from 7.30 to 18.00 on Mondays

from 7.30 to 15.00 from Tuesday to Friday  
in the Statistical Office in Warsaw and its branches.

Available on the spot in the Statistical Information Centre:

- current communiqués of the Central Statistical Office and information of the Statistical Office on basic figures and indicators;
- publications of the Central Statistical Office and Statistical Office, such as: yearbooks, bulletins, trade publications, methodological booklets, classifications and the like;
- information on new releases and publication plan of statistical offices and the Central Statistical Office;
- moreover Library of Statistical Office offers access to Official Journals of the Central Statistical Office as well as Journals of Laws and Monitor Polski.