

STATISTICS OF WARSAW



Statistical Office in Warsaw

1 Sierpnia 21, 02-134 Warsaw; tel. 22 464 23 15 fax 22 846 76 67

e-mail: InformatoriumUSWAW@stat.gov.pl <http://warszawa.stat.gov.pl>

LABOUR MARKET

Average employment in Warsaw in the enterprise sector in July 2017 amounted to 1040.5 thousand persons and was by 6.9 thousand people, i.e. 0.7% higher than in June 2017, and by 44.5 thousand people, i.e. 4.5% higher compared with July 2016.

At the end of July 2017 the number of **registered unemployed persons** equalled 30109 and was lower by 322 persons, i.e. by 1.1% than at the end of June 2017 and by 6829 persons, i.e. 18.5% lower than during the similar period of the year 2016.

The number of **unemployed women** amounted to 15316 which constituted 50.9% of all unemployed (in the previous month and in the previous year 50.0%).

The **registered unemployment rate** was 2.5% (the same in the previous month and 3.1% the year before).

TRADE

Retail sales in trade and non-trade enterprises in July 2017 (in current prices) was by 0.6% higher than in June 2017 and by 4.6% higher compared with July 2016.

Wholesale in trade enterprises in July 2017 (in current prices) decreased by 8.4% as compared with the previous month and increased by 5.5% as compared with July 2016; in wholesale enterprises it was lower by 7.7% and higher 4.3% respectively.

INDUSTRY AND CONSTRUCTION

Sold production of industry in July 2017 amounted to (in current prices) 8185.4 mln zł (1923.9 mln EUR¹) and was higher by 9.6% (in constant prices) compared with July 2016.

In January to July 2017 sold production of industry reached 66113.2 mln zł (15539.6 mln EUR¹) (in current prices) and was (in constant prices) higher by 10.3% compared with the same period of 2016.

Sold production of construction in July 2017 amounted to (in current prices) 3777.3 mln zł (887.8 mln EUR¹) and was by 1.3% lower than in June 2017 and by 12.7% higher than over the same period of the previous year.

In January–July 2017 sold production of construction reached 23524.1 mln zł (5529.2 mln EUR¹), i.e. it was by 11.7% higher than over the same period of 2016.

Average monthly gross wages and salaries in the enterprise sector in July 2017 amounted to 5699.39 zł (1339.6 EUR¹) and were 0.3% lower than in June 2017, and 5.0% higher than in the similar period of 2016.

HOUSING CONSTRUCTION

According to preliminary data, 8468 dwellings were completed in Warsaw in January–July 2017 (26.6% less than in the same period of 2016).

In January–July 2017 construction of 12621 dwellings was initiated (5.4% more than during the similar period of 2016).

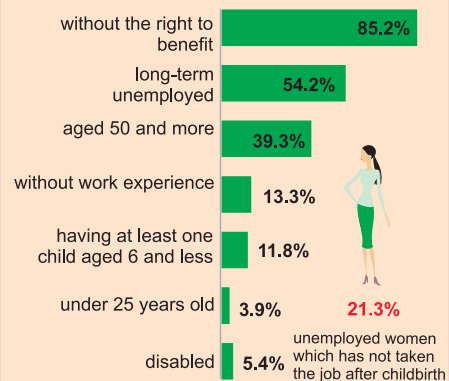
¹ Average monthly exchange rate for the end of July 2017 as published by the National Bank of Poland 1 EUR = 4.2545 zł.

No. 7

August 2017

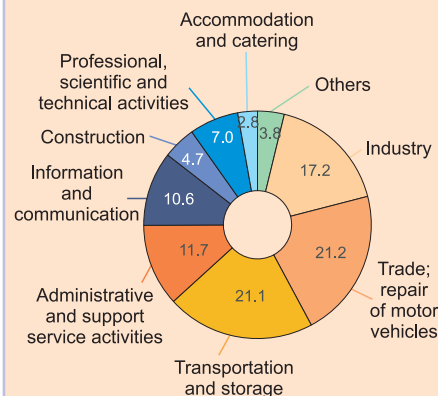
Registered unemployed persons in July 2017

30109 ↓ 18.5% ↓ decreased compared to July 2016

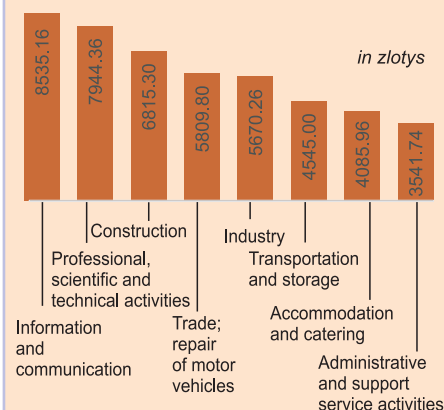


6 333 job offers (during a month)
3757 job offers (at the end of month)
8 unemployed persons per 1 job offer

Structure of average employment by section in July 2017



Average monthly gross wages and salaries by sections in July 2017



Dissemination of statistical information in the Statistical Office in Warsaw is conducted by

MAZOVIAN CENTRE
FOR REGIONAL SURVEYS

which includes:

Statistical Information Centre and Library
ground floor

tel./fax 22 846-78-32

tel. 22 464-23-20, 22 464-20-85

e-mail: informatoriumUSWAW@stat.gov.pl

Statistical data of public statistics concerning Warsaw and Mazowieckie are disseminated through:

- direct customer service, by telephone and in writing;
- processing of individual orders;
- statistical publications (monthlies, quarterlies, yearbooks and one-off publications);
- short news bulletins and communiqués;

Statistical Information Centre is open for inquires:

from 7.30 to 18.00 on Mondays

from 7.30 to 15.00 from Tuesday to Friday
in the Statistical Office in Warsaw and its branches.

Available on the spot in the Statistical Information Centre:

- current communiqués of the Central Statistical Office and information of the Statistical Office on basic figures and indicators;
- publications of the Central Statistical Office and Statistical Office, such as: yearbooks, bulletins, trade publications, methodological booklets, classifications and the like;
- information on new releases and publication plan of statistical offices and the Central Statistical Office;
- moreover Library of Statistical Office offers access to Official Journals of the Central Statistical Office as well as Journals of Laws and Monitor Polski.

TRANSPORT

Public transport, road infrastructure and urban transport are important for both residents of Warsaw and for entrepreneurs conducting business, students or visitors to the city for business, tourist or other purposes.

In 2016, the length of the fixed bus lines in the capital was 3648 km and increased by 131 km during the year. The length of the urban rapid rail line also increased by 29 km (146 km), metro line was 29 km and tram lines decreased by 32 km (345 km). Due to the high traffic intensity in the city and with the objective of improving the flow of passengers on urban transportation and taxi services, bus lanes were delimited on certain streets. At the end of 2016 their total length was 48.5 km.

In Warsaw and in gminas which signed with the city the agreement on organization of suburban lines, ran 1503 buses (by 4 more than in 2015). Moreover, the number of trams in service within the city's administrative borders was 841 (3 more than one year ago). On average, the passengers used urban transportation services over 3.1 million times per day.

Passengers are provided with stationary and on board ticket machines. At the end of 2016, their total number was 2402, i.e. more than 9.1% in the previous year. The number of Park and Ride (P&R) car parks was 14 and remained unchanged compared to the previous year, while slightly more parking places for passengers cars (increase by 0.6%) and less – bicycle parking places (decrease by 9.5%).

At the end of 2016, there were 205 bicycle stations in the Public Bike System, of which 1835.1 thousand rentals were registered during the year. Also, 8411 public bicycle stands with 16822 parking places were available. The length of bike paths in the city was 496.2 km.

Public passenger transport is supplemented by passenger taxis; as of 31 December 2016, there were 11.0 thousand taxis on the street of Warsaw.

In comparison with 2015 Warsaw Fryderyk Chopin Airport registered a larger aircraft traffic intensity. Starts and landing in domestic traffic were 29.3 thousand and in international traffic – 126.7 thousand, i.e. increase by 1.5% and 11.6% respectively. In 2016, on average, 427 takeoffs and landings occurred per day, compared to 390 a year before. The number of passengers arriving in Warsaw also increased – by 14.6% (to 6436.3 thousand) and departed from Warsaw – by 14.5% (to 6410.4 thousand).

At the end of 2016 in Warsaw there were 1180.7 thousand registered passenger cars; 673 per 1000 population (in 2015 – 642). Moreover, there were 173.5 thousand lorries, 44.8 thousand motorcycles, 9.8 thousand special vehicles and 5.4 thousand buses registered in the capital city. In 2016 the number of newly registered road vehicles and tractors amounted to 143.9 thousand, out of which 85.3% were passenger cars.

REGISTERED PASSENGER CARS PER 1000 POPULATION BY DISTRICTS IN 2016
As of 31 December

