

STATISTICS OF WARSAW



Statistical Office in Warsaw

1 Sierpnia 21, 02-134 Warsaw; tel. 22 464 23 15 fax 22 846 76 67

e-mail: InformatoriumUSWAW@stat.gov.pl <http://warszawa.stat.gov.pl>

LABOUR MARKET

Average employment in Warsaw in enterprise sector in December 2016 amounted to 1008.1 thousand people and was by 3.7 thousand people higher than in November 2016, and by 28.5 thousand people higher compared with December 2015.

At the end of December 2016 the number of **registered unemployed persons** equated to 33212 and was lower by 615 persons, i.e. 1.8% than at the end of November 2016 and by 6512 persons, i.e. 16.4% lower than during the similar period of the year 2015.

The number of **unemployed women** amounted to 16645 which constituted 50.1% of all unemployed residents (in the previous month 50.0% and in the previous year 48.4%).

The registered unemployment rate equaled 2.8% (2.8% in November 2016 and 3.3% in December 2015).

TRADE

Retail sales in trade and non-trade enterprises in December 2016 (in current prices) was by 29.5% higher than in November 2016 and by 3.1% higher compared with December 2015.

Wholesale in trade enterprises in December 2016 (in current prices) decreased by 4.0% as compared with the previous month and increased by 11.8% as compared with December 2015; in wholesale enterprises it was lower by 3.2% and higher by 8.9% respectively.

INDUSTRY AND CONSTRUCTION

Sold production of industry in December 2016 amounted to (in current prices) 10034.3 mln zł (2268.2 mln EUR¹) and was lower by 2.1% (in constant prices) compared with December 2015.

In January to December 2016 sold production of industry reached 107132.2 mln zł (24216.1 mln EUR¹) (in current prices) and was (in constant prices) higher by 2.7% compared with the same period of 2015.

Sold production of construction in December 2016 stood at (in current prices) 4840.2 mln zł (1094.1 mln EUR¹) and was by 38.3% higher than in November 2016 and by 42.4% higher than over the same period of the previous year.

In January–December 2016 sold production of construction reached 42490.0 mln zł (9604.4 mln EUR¹), i.e. by 13.7% higher than over the same period of 2015.

WAGES AND SALARIES

Average monthly gross wages and salaries in enterprise sector in December 2016 amounted to 5775.80 zł (1305.6 EUR¹) and were 5.7% higher than in November 2016, and 3.1% higher than in the similar period of 2015.

HOUSING CONSTRUCTION

According to preliminary data, 19505 dwellings were completed in Warsaw in January–December 2016 (46.6% more than in the same period of 2015).

In January–December 2016 construction of 21992 dwellings was initiated (9.1% more than during the similar period of 2015).

¹ Average monthly exchange rate for the end of December 2016 as published by the National Bank of Poland 1 EUR = 4.4240 zł.

No. 12

January 2017

NATIONAL GRANDPARENTS DAY
21-22 January

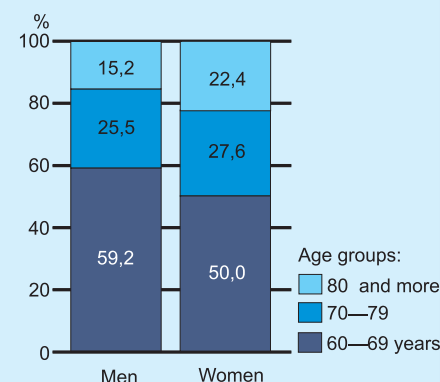


Grandmother's Day (21st January) was widespread in Poland already in the late 60. of last century. Grandfathers joined the holiday 20 years later.

- In Warsaw in 2015 the average life expectancy for persons aged 60 amounted for 20.7 years in the case of men, 24.7 years in the case of women (in 2014 – 20.6 and 24.9 years respectively).
- In the 1st half of 2016 the share of persons aged 60 and more in the total population of one sex was for men – 22.9% and for women – 30.0%.

THE AGE STRUCTURE OF PEOPLE AGED 60 AND MORE IN 2016

As of 30 VI



- In 2015 people aged 65 years and more were provided with 1966.3 thousand medical consultations within primary health care (i.e. 35.4% of total consultations provided) and 3074.2 thousand specialized consultations (i.e. 23.8%).

- In 2015 there were 17 stationary social welfare facilities for aged persons. The number of persons aged 65 and more staying in these facilities amounted for 766 (a 4.5% increase compared with 2014).

Dissemination of statistical information in the Statistical Office in Warsaw is conducted by

MAZOVIAN CENTRE
FOR REGIONAL SURVEYS

which includes:

Statistical Information Centre and Library
ground floor

tel./fax 22 846-78-32

tel. 22 464-23-20, 22 464-20-85

e-mail: informatoriumUSWAW@stat.gov.pl

Statistical data of public statistics concerning Warsaw and Mazowieckie are disseminated through:

- direct customer service, by telephone and in writing;
- processing of individual orders;
- statistical publications (monthlies, quarters, yearbooks and one-off publications);
- short news bulletins and communiqués;

Statistical Information Centre is open for inquires:

from 7.30 to 18.00 on Mondays

from 7.30 to 15.00 from Tuesday to Friday

in the Statistical Office in Warsaw and its branches.

Available on the spot in the Statistical Information Centre:

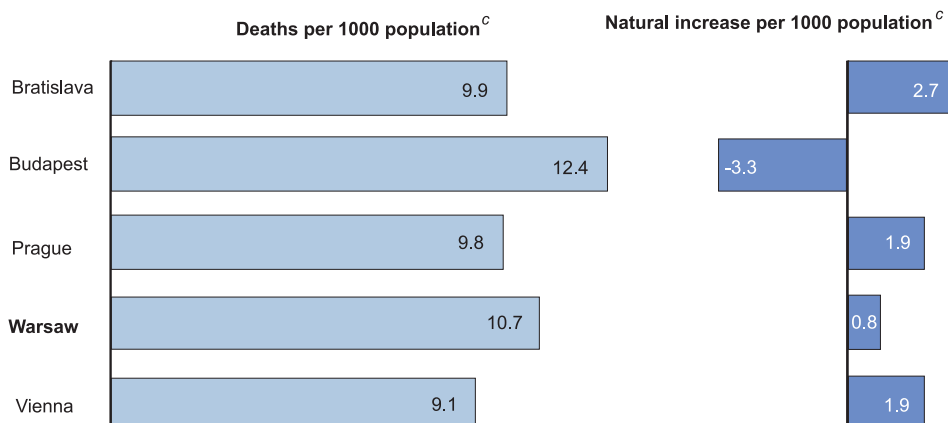
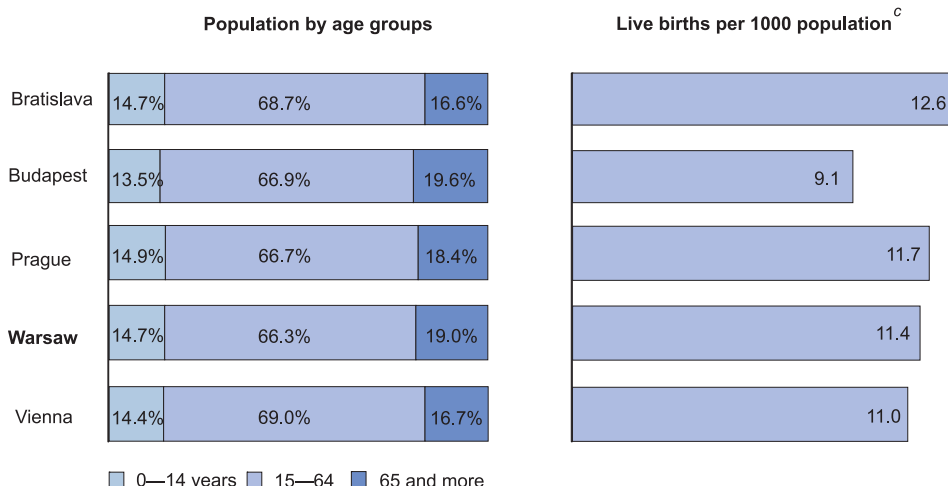
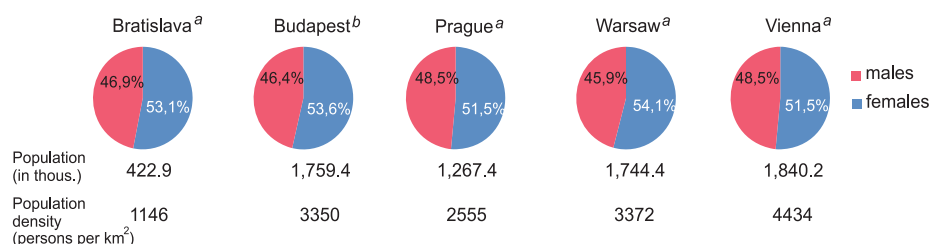
- current communiqués of the Central Statistical Office and information of the Statistical Office on basic figures and indicators;
- publications of the Central Statistical Office and Statistical Office, such as: yearbooks, bulletins, trade publications, methodological booklets, classifications and the like;
- information on new releases and publication plan of statistical offices and the Central Statistical Office;
- moreover Library of Statistical Office offers access to Official Journals of the Central Statistical Office as well as Journals of Laws and Monitor Polski.

POPULATION OF WARSAW AS COMPARED TO BRATISLAVA, BUDAPEST, PRAGUE AND VIENNA IN 2015.

At the end of December 2015 the territory of the Capital City of Warsaw (517 km²) was inhabited by 1,744.4 thousand people. In Warsaw population density was 3372 persons per km².

The structure of Warsaw's population was dominated by women, who represented 54.1% of total population; the femininity ratio (number of women per 100 men) was 118.

In 2015 Warsaw recorded 19905 live births; birth rate per 1000 population was 11.4. In the discussed period 18592 persons died in Warsaw. Death rate per 1000 population stood at 10.7. Natural increase was positive and stood at 0.8‰.



a As of 31 December 2015. b As of 1 January 2016. c Data for 2015.

S o u r c e: data from the statistical offices' websites of individual countries.