



Statistical Office in Warsaw

1 Sierpnia 21, 02-134 Warsaw; tel. 22 464 23 15 fax 22 846 76 67

LABOUR MARKET

Average employment in Warsaw in enterprise sector in December 2015 amounted to 979.7 thousand people and was by 8.4 thousand people, i.e. 0.9% higher than in November 2015, and by 10.1 thousand people, i.e. 1.0% higher compared with December 2014.

At the end of December 2015 the number of **registered unemployed persons** equated to 39724 and was lower by 1188 persons, i.e. 2.9% than at the end of November 2015 and by 9116 persons, i.e. 18.7% lower than during the similar period of the year 2014.

The number of **unemployed women** amounted to 19212 which constituted 48.4% of all unemployed residents (in the previous month 48.4% and in the previous year 48.2%).

The **registered unemployment rate** equaled 3.4% (3.5% in November 2015, and 4.2% in December 2014).

TRADE

Retail sales in trade and non-trade enterprises in December 2015 (in current prices) was by 32.9% higher than in November 2015 and by 2.6% lower compared with December 2014.

Wholesale in trade enterprises in December 2015 (in current prices) increased by 0.9% as compared with the previous month and by 14.9% as compared with December 2014; in wholesale enterprises it was higher by 1.8% and 10.2% respectively.

INDUSTRY AND CONSTRUCTION

Sold production of industry in December 2015 amounted to (in current prices) 10545.7 mln zł (2474.6 mln EUR¹) and was higher by 2.1% (in constant prices) compared with December 2014.

In January to December 2015 sold production of industry reached 108884.3 mln zł (25550.7 mln EUR¹) (in current prices) and was (in constant prices) lower by 1.2% compared with the same period of 2014.

Sold production of construction in December 2015 stood at (in current prices) 3398.0 mln zł (797.4 mln EUR¹) and compared with November 2015 increased by 2.4%, and compared with the same period of the previous year it was by 8.7% higher.

In January-December 2015 sold production of construction reached 37367.6 mln zł (8768.6 mln EUR¹), i.e. by 0.3% higher than over the same period of 2014.

WAGES AND SALARIES

Average monthly gross wages and salaries in enterprise sector in December 2015 amounted to 5604.17 zł (1315.1 EUR¹) and were 5.7% higher than in November 2015, and 4.2% higher than in the similar period of 2014.

HOUSING CONSTRUCTION

According to preliminary data, 13063 dwellings were completed in Warsaw in January-December 2015 (12.7% less than in the same period of 2014).

In January-December 2015 construction of 20156 dwellings was initiated (9.9% more than during the similar period of 2014).



NATIONAL GRANDPARENTS DAY

National Grandparents Day is a secular holiday which, since the 70s, is officially recognized in a number of countries on various days of the year, either as one holiday, or sometimes, as for example in Poland, as a separate **Grandmother's Day** (21st January) and **Grandfather's Day** (22nd January). For the first time Grandpa's Day was celebrated in 1965 in Poland. Then it had been rightly noticed that grandfathers are a little disadvantaged, therefore, at the end of the 80s, Grandpa's Day appeared in the calendar next to Grandma's Day. According to psychologists, grandparents help develop their grandchildren's identity – both family and historical. Time spent with them is valuable also because many grandchildren lose their grandparents at young age. Thankfully, the situation is improving every year – average life expectancy continues to go up.

- In Warsaw in 2014 the average life expectancy for persons aged 60 amounted for 20.6 years in the case of men; 24.9 years in the case of women.

- In 2015 the share of people aged 65 and more in total population of given sex according to the population projection 2014–2050 was as high as 15.5% for males, and 22.0% for females.

- In 2014 people aged 65 years and more were provided with 1855.2 thousand medical consultations within primary health care and 2977.3 thousand specialized consultations.

- In 2014 there were 16 stationary social welfare facilities for aged persons. The number of persons aged 65 and more staying in these facilities amounted for 733 (a 0.1% decrease compared with 2013).

- One of the forms of activation of elderly persons are universities of the third age, which give possibility to continue gaining knowledge, encourage social activity (in Warsaw there are 37 such facilities).

¹ Average monthly exchange rate for the end of December 2015 as published by the National Bank of Poland 1 EUR = 4.2615 zł

Dissemination of statistical information in the Statistical Office in Warsaw is conducted by

MAZOVIAN CENTRE FOR REGIONAL SURVEYS

which includes:

Statistical Information Centre and Library
ground floor
tel./fax 22 846-78-32
tel. 22 464-23-20, 22 464-20-85
e-mail: informatoriumUSWAW@stat.gov.pl

Statistical data of public statistics concerning Warsaw and Mazowieckie are disseminated through:

- direct customer service, by telephone and in writing;
- processing of individual orders;
- statistical publications (monthlies, quarters, yearbooks and one-off publications);
- short news bulletins and communiqués;

Statistical Information Centre is open for inquires:

from 7.30 to 18.00 on Mondays
from 7.30 to 15.00 from Tuesday to Friday
in the Statistical Office in Warsaw and its branches.

Available on the spot in the Statistical Information Centre:

- current communiqués of the Central Statistical Office and information of the Statistical Office on basic figures and indicators;
- publications of the Central Statistical Office and Statistical Office, such as: yearbooks, bulletins, trade publications, methodological booklets, classifications and the like;
- information on new releases and publication plan of statistical offices and the Central Statistical Office;
- moreover Library of Statistical Office offers access to Official Journals of the Central Statistical Office as well as Journals of Laws and Monitor Polski.

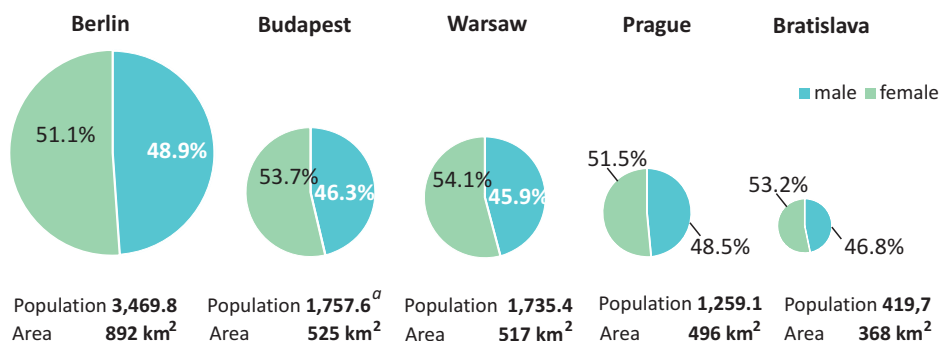
Population of Warsaw as compared to Berlin, Bratislava, Budapest and Prague in 2014

At the end of December 2014 the territory of the Capital City of Warsaw (517 km²) was inhabited by 1735.4 thousand people.

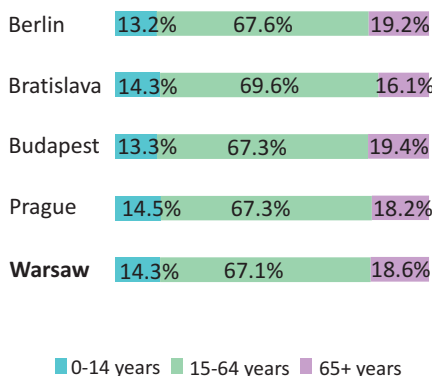
The structure of Warsaw's population was dominated by women, who represented 54.1% of total population.

In 2014, Warsaw recorded 19511 live births (i.e. 11.3 per 1000 population), 7452 marriages (4.3) and 3900 divorces (2.3).

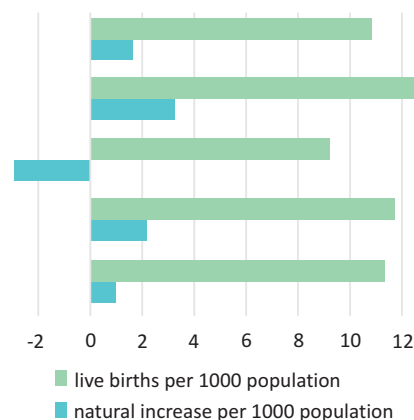
In 2014, over 39 thousand immigrants came to live in Warsaw, and nearly 30 thousand emigrants left the city, thus the net migration amounted to over 9 thousand persons.



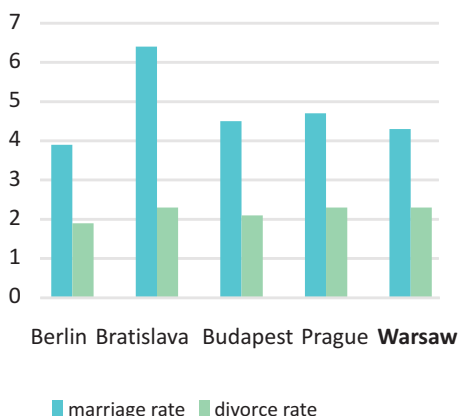
Population by age groups



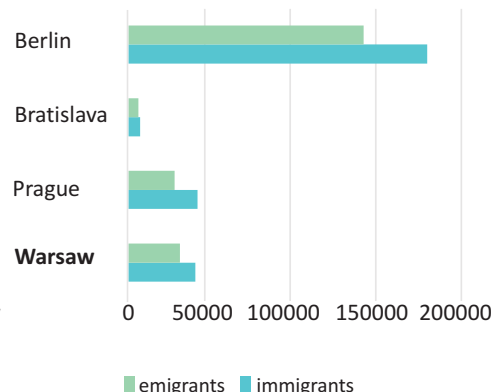
Live births and natural increase per 1000 population



Marriage and divorce rates



Number of immigrants and emigrants^b



^a As of 1 January 2015. ^b No comparable data for Budapest for 2014.