

Statistics of Warszawa No. 12/2024

30 January 2025

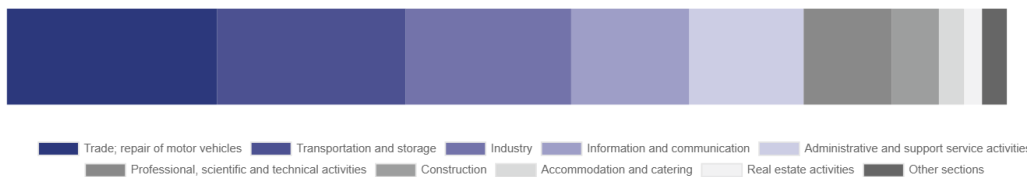
In December 2024, there was a decrease in the average employment and an increase in the number of unemployed persons compared to the corresponding period of previous year. Sold production of industry was higher and construction and assembly production was lower. Compared to December of the previous year, retail sales decreased, while wholesale increased. December was characterised by a smaller number of dwellings completed than a year earlier.

Average paid employment

Average paid employment in the enterprise sector in December 2024 amounted to 1125.3 thousand persons (converted into full-time equivalents) and was by 2.5 thousand persons, i.e. by 0.2% higher than in November 2024, and by 13.8 thousand persons, i.e. by 1.2% smaller than in December 2023.

Compared to November 2024, an increase in the average employment was recorded in the following sections: administrative and support service activities (by 2.3%), professional, scientific and technical activities (by 0.6%), construction (by 0.1%).

Chart 1. Structure of average paid employment by sections of PKD in December 2024



While a decrease in the average employment in the sections: accommodation and catering (by 0.6%), information and catering as well as transportation and storage (by 0.3% each).

Compared to December 2023, a decrease in average employment was recorded in the sections: transportation and storage (by 4.1%), construction and industry (by 2.4% each), administrative and support service activities (by 1.4%), professional, scientific and technical activities (by 1.1%), trade; repair of motor vehicles (by 0.8%).

An increase in average employment occurred in the sections: real estate activities (by 13.6%), accommodation and catering (by 6.4%), information and communication (by 0.9%).

Registered unemployment

At the end of December 2024, the number of registered unemployed persons amounted to 18713 and was by 175 persons, i.e. by 0.9% smaller than at the end of November 2024 and by 525 persons, i.e. by 2.9% larger than in the corresponding period of 2023.

The number of registered unemployed women amounted to 8838, which accounted for 47.2% of the total unemployed (47.5% a month before and 47.3% a year before) and 16.8% of unemployed women in Mazowieckie Voivodship. As compared to November 2024, the number of unemployed women decreased by 136 persons, i.e. by 1.5% and compared to December 2023 increased by 230 persons, i.e. by 2.7%.

The registered unemployment rate amounted to 1.4% (as in the previous month and 1.3% in the previous year), in Mazowieckie Voivodship it was 4.0% (as a month and a year before), while in the country at a level of 5.1% (5.0% a month before and 5.1% a year before).

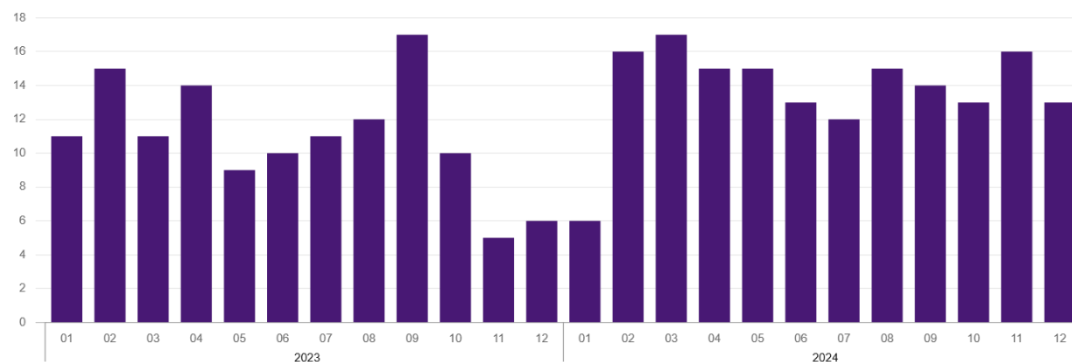
In December 2024, there were 2055 unemployed persons registered in labour offices (2450 in November 2024, and 2105 in December 2023). Registered unemployed persons accounted for 18.5% of the total registered unemployed in the Voivodship.

The number of persons registering for the first time amounted to 725 (843 a month before), which accounted for 35.3% of the total unemployed who registered in December 2024 and 32.7% of persons registering for the first time in the Voivodship. The share of persons terminated due to company reasons among unemployed persons registered in December 2024 amounted to 2.8% (4.1% in Mazowieckie Voivodship), 3.0% a month before and 1.2% a year before.

In December 2024, 2230 persons were removed from unemployment rolls (2508 in November 2024, and 2364 in December 2023), which accounted for 21.3% of unemployed persons removed from unemployment rolls in Mazowieckie Voivodship. Out of the unemployed removed from unemployment rolls, 1290 persons took up work. Moreover, 578 persons lost their status of the unemployed as a result of not confirming their readiness to take up work. The reason for removing from the register was also starting training or traineeship, acquisition of retirement or pension rights, and others.

There were 16168 persons who were not entitled to the unemployment benefit, i.e. 86.4% of the total unemployed (15836 persons a year before, i.e. 87.1%), whereas 2545 unemployed persons were entitled to the unemployment benefit.

Chart 2. Number of unemployed persons per job offer (as of end of month)



In December 2024, there were 2924 job offers submitted to labour offices, which accounted for 26.9% of job offers in Mazowieckie Voivodship and at the end this month the labour offices had job offers for 1437 persons. At the end of December 2024, there were 13 persons per one job offer (16 a month before and 6 a year before), in Mazowieckie Voivodship 23 persons (14 a month before and 20 a year before) registered as unemployed.

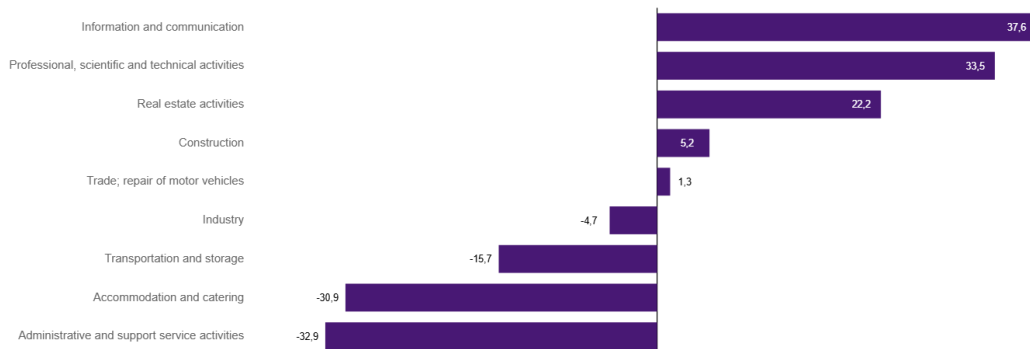
Wages and salaries

The average monthly gross wages and salaries in the enterprise sector in December 2024 amounted to PLN 10456.10 and were by 5.2% higher as compared to the previous month and by 9.8% higher than in the corresponding period of 2023.

Compared to November 2024, an increase in the average gross wages and salaries was recorded in the following sections: real estate activities (by 17.7%), construction (by 9.6%), professional, scientific and technical activities (by 7.4%), trade; repair of motor vehicles (by 7.3%), information and communication (by 4.7%), accommodation and catering (by 4.3%), transportation and storage (by 3.0%), industry (by 1.7%), administrative and support service activities (0.1%).

Compared to December 2023 an increase in the average gross wages and salaries was recorded in the sections: construction (by 15.6%), real estate activities (by 12.9%), transportation and storage (by 11.5%), administrative and support service activities (by 10.6%), trade; repair of motor vehicles (by 10.4%), information and communication (by 8.2%), professional, scientific and technical activities (by 7.5%), accommodation and catering (by 6.8%), industry (by 6.7%).

Chart 3. Relative deviations (in %) of monthly gross wages and salaries in selected sections from average wages and salaries in enterprise sector in Warszawa in December 2024



Construction

Sold production of construction in December 2024 amounted (at current prices) to PLN 8063.1 million and compared to November 2024 was higher by 7.5% and to the corresponding period of the previous year it increased by 0.6%.

In January-December 2024, sold production of construction reached the value of PLN 73030.3 million, i.e. by 2.1% larger than in the corresponding period of 2023.

Construction and assembly production in December 2024 amounted to PLN 1815.8 million (at current prices) and accounted for 22.5% of sold production of construction. Compared to the previous month, construction and assembly production increased by 23.9%, and compared to December 2023 it was smaller by 14.0%.

In January-December 2024, construction and assembly production was estimated at PLN 15399.5 million and accounted for 21.1% sold production of construction (23.0% in the previous year). Compared to the corresponding period of previous year, construction and assembly production was smaller by 6.5%.

The decrease in production in relation to the corresponding period of 2023 occurred in units dealing with specialised construction activities (by 12.4%) and with civil engineering (by 11.2%), while an increase in units dealing with construction of buildings (by 10.8%).

Labour productivity measured by production per employed person in construction in December 2024 amounted to PLN 151.9 thousand and was by 7.4% higher than a month before and by 3.1% higher than in December 2023.

Trade

Retail sales in trade and non-trade enterprises in December 2024 (at current prices) were by 14.1% larger than in November 2024 and by 0.6% lower compared to December 2023.

Compared to November 2024, the largest increase was recorded in sales of press, books, other sales in specialised stores (by 44.7%), followed by sales of food, beverages and tobacco (by 25.9%), other retail sales in non-specialised stores (by 20.6%), sales of textiles, clothing and footwear (by 17.0%), sales of furniture, electronic goods and household equipment (by 11.9%), sales in the "other" group (by 10.3%), sales of pharmaceuticals, cosmetics and orthopedic equipment (by 9.0%), sales of motor vehicles, motorcycles, parts (by 3.4%).

However, there was a decrease in retail sales of solid, liquid and gas fuels (by 2.4%).

Compared to December 2023, there was a decrease in sales pharmaceuticals, cosmetics and orthopedic equipment (by 11.5%), sales of solid, liquid and gas fuels (by 4.9%), sales of food, beverages and tobacco (by 1.6%).

However the largest increase was recorded in sales of motor vehicles, motorcycles, parts (by 34.5%), followed by other retail sales in non-specialised stores (by 14.3%), sales of press, books, other sales in specialised stores (by 3.9%), sales of textiles, clothing and footwear (by 3.0%), sales in the "other" group (by 2.5%), and sales of furniture, electronic goods and household equipment (by 0.3%).

In January-December 2024, retail sales decreased by 2.1% compared to the corresponding period of 2023.

Wholesale in trade enterprises in December 2024 (at current prices) was by 7.8% smaller as compared to the previous month and by 3.4% higher as compared to December 2023, and in wholesale enterprises it was lower by 8.2% and higher by 3.5%, respectively.

In January-December 2024, trade units achieved wholesale sales that were 3.5% higher than last year, while wholesale enterprises were 2.6% higher.

Industry

The sold production of industry in December 2024 amounted to (in current prices) PLN 15615.3 million and was (in constant prices) higher than in the corresponding month of 2023 by 3.9%. Compared to December 2023, there was an increase in sold production in manufacturing by 1.6%.

In January-December 2024, the sold production of industry amounted to PLN 179724.2 million (at current prices) and was (at constant prices) higher by 6.7% than that achieved in the same period of 2023. In manufacturing, an increase in production was recorded 5.4%.

Among the divisions classified as manufacturing, the increase in sales was recorded, among others, in: manufacture of textile products (by 59.3%), manufacture of leather and leather products (by 47.6%), manufacture of computers, electronic and optical products (by 38.4%), manufacture of wearing apparel (by 24.7%), manufacture of motor vehicles, trailers and semi-trailers (by 22.6%), manufacture of furniture (by 18.4%), manufacture of coke and refined petroleum products (by 15.8%), manufacture of other non-metallic mineral products (by 12.7%), other manufacturing (by 9.8%), manufacture of rubber and plastics (by 9.1%), manufacture of paper and paper products (by 8.3%), manufacture of machinery and equipment n.e.c. (by 7.2%), manufacture of pharmaceutical products (by 5.4%), manufacture of food products (by 5.1%), manufacture of chemicals and chemical products (by 4.0%), manufacture of basic metals (by 3.4%), manufacture of metal products (by 1.9%).

The decrease in sales was recorded, among others, in: repair and installation of machinery and equipment (by 19.0%), manufacture of electrical equipment (by 5.1%), manufacture of products of wood, cork, straw and wicker (by 3.8%), printing and reproduction of recorded media (by 2.1%), manufacture of beverages (by 2.0%).

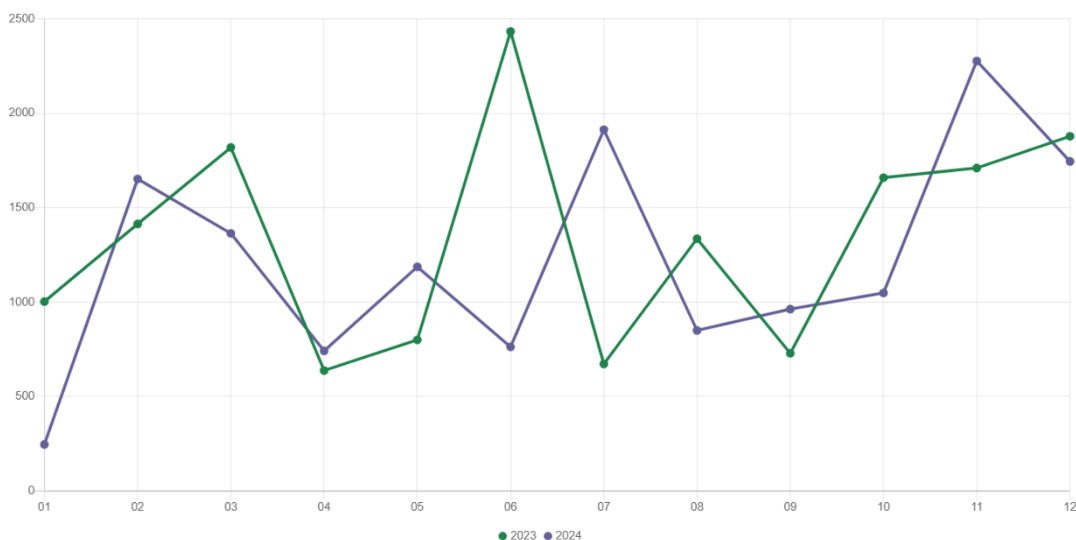
Labour productivity in industry measured by production per employed person, in January-December 2024 amounted to PLN 957.1 thousand (at current prices) and was – at constant prices – by 5.7% higher than in the previous year.

Residential construction

According to preliminary data, 1745 dwellings were completed in Warszawa in December 2024, i.e. by 7.1% less than in the previous year.

In January-December 2024, 14752 dwellings were completed (by 8.3% less than in the corresponding period of 2023), and 38412 dwellings in Mazowieckie Voivodship i.e. by 11.6% less than in January-December 2023. A decrease in the number of dwellings completed was recorded in construction for sale or rent from 15129 to 14094, i.e. by 6.8% less, in private construction from 582 to 562 i.e. by 3.4% less. Moreover, in the period January-December 2024, 96 dwellings were completed in municipal construction.

Chart 4. Dwellings completed



In January–December 2024, construction begun in 16170 dwellings (by 4.6% more than in the corresponding period of 2023), of which: 15783 in construction for sale or rent, 387 in private construction.

In January–December 2024, the number of dwellings for which permits have been granted or which have been registered with a construction project amounted to 20681 (by 37.1% more than in the corresponding period of 2023), of which 465 dwellings in buildings built by private investors.

The average useful floor area of a dwelling completed in January–December 2024, amounted to 62.3 m² and increased by 0.6 m² compared to the corresponding period of 2023. In private construction, the average useful floor area of dwellings amounted to 180.0 m² (by 1.8 m² more than in the corresponding period of 2023), in construction for sale or rent – 57.7 m² (by 0.1 m² more), and in municipal construction – 39.1 m².

Entities of the national economy

At the end of December 2024, there were 577380 entities of the national economy registered in the REGON register in Warszawa, which accounted for 54.8% of the total in Mazowieckie Voivodship. Compared with November 2024, the number of entities of the national economy increased by 1691 (i.e. by 0.3%), and compared to December 2023 increased by 24609 (i.e. by 4.5%).

As of the end of December this year, there were 260750 legal persons and organisational units without legal personality registered in the REGON register, of which 187681 commercial companies. The number of these entities increased by 0.4% each, compared to the previous month, and on an annual basis by 4.6% and 5.5%, respectively.

The number of registered natural persons conducting economic activity as of the end of December 2024 amounted to 316630 and compared to November 2024 it was higher by 0.2%, and compared to the corresponding period of the previous year increased by 4.3%.

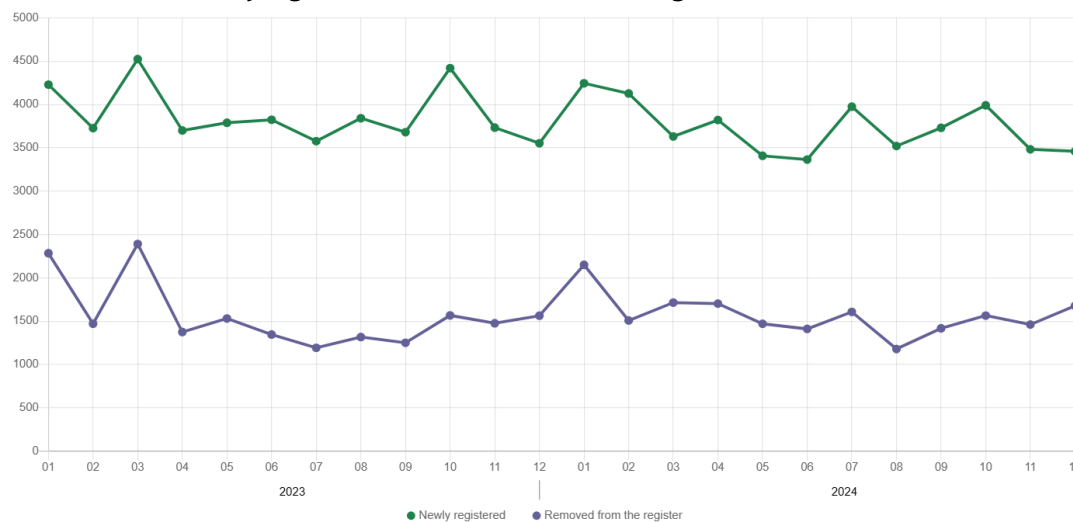
In Warszawa, in December 2024, the most numerous were entities dealing with: professional, scientific and technical activities (19.3% of total registered units), trade; repair of motor vehicles (16.5%), as well as information and communication (12.9%).

Compared to November 2024, the number of entities increased, among others, in the sections: administrative and support service activities (by 0.8%), extraterritorial organisations and bodies and electricity, gas, steam and air conditioning supply (by 0.6% each), human health and social work activities (by 0.5%), financial and insurance activities, information and communication as well as professional, scientific and technical activities (by 0.4% each), water supply; sewerage, waste management and remediation activities, education and construction (by 0.3% each). Whereas there was a decrease in the number of entities in the section of mining and quarrying (by 0.3%), agriculture, forestry and fishing as well as manufacturing (by 0.1% each).

Compared to December 2023, the largest increase in the number of entities was recorded in the sections: agriculture, forestry and fishing (by 8.8%), electricity, gas, steam and air conditioning supply (by 8.5%), human health and social work activities, administrative and support service activities and information and communication (by 6.9% each), activities of extraterritorial organisations and bodies (by 6.5%), construction (by 6.1%), accommodation and catering (by 5.2%), education (by 5.0%).

In December 2024, 3460 new entities were entered into the REGON register, i.e. by 0.7% less than in the previous month. The newly registered entities were dominated by natural persons conducting economic activity – 1962 (by 14.1% less than in November 2024). The number of newly registered commercial companies was larger compared to the previous month by 13.4%, including limited liability companies – larger by 14.0%.

Chart 5. Entities newly registered and removed from the register



In December 2024, 1677 entities were removed from the REGON register (compared to 1461 in the previous month), including 1231 natural persons conducting economic activity (by 25.6% more).

As of the end of December 2024, 71575 entities had suspended activity in the REGON register (by 0.4% more than a month before). The vast majority were natural persons conducting economic activity (84.2%).

When quoting Statistics Poland data, please provide the information: “Source of data: Statistics Poland”, and when publishing calculations made on data published by Statistics Poland, please include the following disclaimer: “Own study based on figures from Statistics Poland”.

Prepared by:
Statistical Office in Warszawa
Director Agnieszka Ajdyn
Phone: (+48 22) 464 23 15

Issued by:
Statistical Information Centre
Marcin Kałuski
Phone: (+48) 783 940 141

Press office

Phone: (+48) 783 940 141

e-mail: m.kaluski@stat.gov.pl

-  warszawa.stat.gov.pl/en/
-  [@Warszawa_STAT](https://twitter.com/Warszawa_STAT)
-  [@UrzadStatystycznywWarszawie](https://www.facebook.com/@UrzadStatystycznywWarszawie)
-  [gus_stat](https://www.instagram.com/gus_stat)
-  [glownyurządstatystycznygus](https://www.youtube.com/glownyurządstatystycznygus)
-  [glownyurządstatystyczny](https://www.linkedin.com/glownyurządstatystyczny)

Related information

[Communications and Announcements](#)

Data available in databases

[Local Data Bank → Labour market](#)

Terms used in official statistics

[Registered unemployed persons](#)

[Registered unemployment rate](#)

[Average paid employment](#)

[Average monthly gross wages and salaries](#)

[Dwellings completed](#)

Evaluate
the study

