

Statistics of Warszawa No. 11/2024

30 December 2024

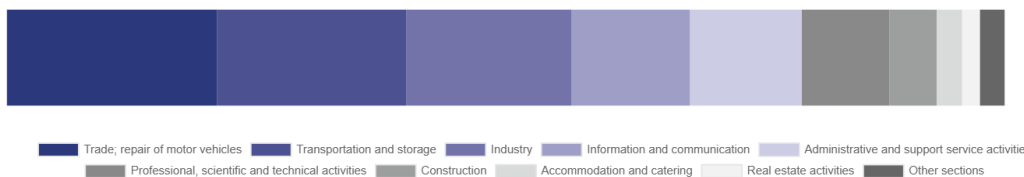
In November 2024, there was a decrease in the average employment and an increase in the number of unemployed persons compared to the corresponding period of previous year. Sold production of industry was higher and construction and assembly production was lower than in November 2023. Retail sales decreased compared to the previous year, while wholesale increased. November 2024 was characterised by a larger number of dwellings completed than a year earlier.

Average paid employment

Average paid employment in the enterprise sector in November 2024 amounted to 1122.9 thousand persons (converted into full-time equivalents) and was by 1.8 thousand persons, i.e. by 0.2% higher than in October 2024, and by 13.0 thousand persons, i.e. by 1.1% smaller than in November 2023.

Compared to October 2024, an increase in the average employment was recorded in the following sections: administrative and support service activities (by 2.7%), accommodation and catering (by 0.6%) construction (by 0.5%), trade; repair of motor vehicles (by 0.2%), professional, scientific and technical activities and real estate activities (by 0.1% each).

Chart 1. Structure of average paid employment by sections of PKD in November 2024



While a decrease in the average employment in the sections: transportation and storage (by 1.1%) and industry (by 0.1%).

Compared to November 2023, a decrease in average employment was recorded in the sections: transportation and storage (by 3.7%), administrative and support service activities (by 2.9%), industry (by 2.2%), construction (by 1.9%), professional, scientific and technical activities (by 1.6%), trade; repair of motor vehicles (by 0.6%).

An increase in average employment occurred in the sections: real estate activities (by 14.2%), accommodation and catering (by 7.3%), information and communication (by 1.5%).

Registered unemployment

At the end of November 2024, the number of registered unemployed persons amounted to 18888 and was by 58 persons, i.e. by 0.3% smaller than at the end of October 2024 and by 441 persons, i.e. by 2.4% larger than in the corresponding period of 2023.

The number of registered unemployed women amounted to 8974, which accounted for 47.5% of the total unemployed (47.5% a month before and 47.6% a year before) and 17.0% of unemployed women in Mazowieckie Voivodship. As compared to October 2024, the number of unemployed women decreased by 29 persons, i.e. by 0.3% and compared to November 2023 increased by 188 persons, i.e. by 2.1%.

The registered unemployment rate amounted to 1.4% (as in the previous month and in the previous year), in Mazowieckie Voivodship it was 4.0% (as a month before and 4.1% a year before), while in the country at a level of 5.0% (4.9% a month before and 5.0% a year before).

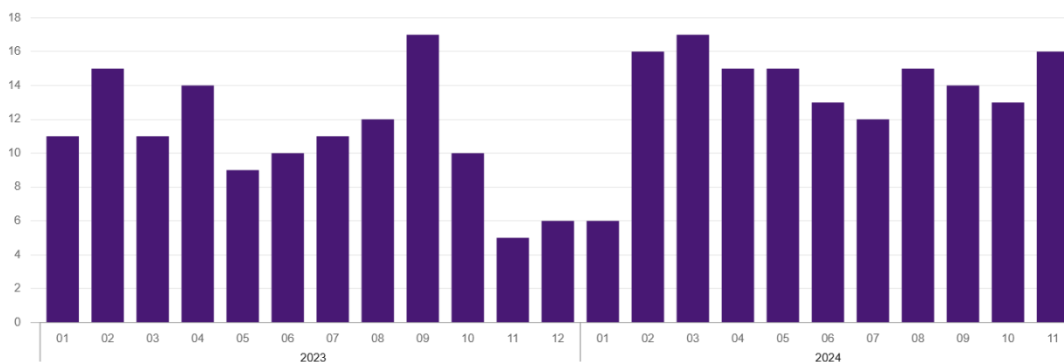
In November 2024, there were 2450 unemployed persons registered in labour offices (2841 in October 2024, and 2615 in November 2023). Registered unemployed persons accounted for 20.5% of the total registered unemployed in the Voivodship.

The number of persons registering for the first time amounted to 843 (1032 a month before), which accounted for 34.4% of the total unemployed who registered in November 2024 and 29.5% of persons registering for the first time in the Voivodship. The share of persons terminated due to company reasons among unemployed persons registered in November 2024 amounted to 3.0% (4.0% in Mazowieckie Voivodship), 3.0% a month before and 1.3% a year before.

In November 2024, 2508 persons were removed from unemployment rolls (2825 in October 2024, and 2671 in November 2023), which accounted for 21.1% of unemployed persons removed from unemployment rolls in Mazowieckie Voivodship. Out of the unemployed removed from unemployment rolls, 1146 persons took up work. Moreover, 955 persons lost their status of the unemployed as a result of not confirming their readiness to take up work. The reason for removing from the register was also starting training or traineeship, acquisition of retirement or pension rights, and others.

There were 16290 persons who were not entitled to the unemployment benefit, i.e. 86.2% of the total unemployed (16135 persons a year before, i.e. 87.5%), whereas 2598 unemployed persons were entitled to the unemployment benefit.

Chart 2. Number of unemployed persons per job offer (as of end of month)



In November 2024, there were 2708 job offers submitted to labour offices, which accounted for 20.1% of job offers in Mazowieckie Voivodship and at the end this month the labour offices had job offers for 1195 persons. At the end of November 2024, there were 16 persons per one job offer (13 a month before and 5 a year before), in Mazowieckie Voivodship 14 persons (as a month before and 12 a year before) registered as unemployed.

Wages and salaries

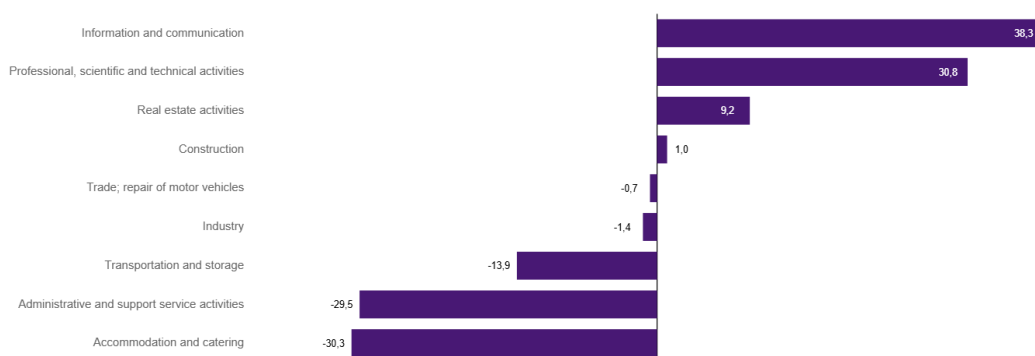
The average monthly gross wages and salaries in the enterprise sector in November 2024 amounted to PLN 9940.34 and were by 2.3% lower as compared to the previous month and by 9.7% higher than in the corresponding period of 2023.

Compared to October 2024, a decrease in the average gross wages and salaries was recorded in the following sections: transportation and storage (by 12.3%), construction (by 10.5%), trade; repair of motor vehicles (by 0.8%), real estate activities (by 0.6%).

Whereas an increase in the average gross wages and salaries was recorded in the sections: industry (by 4.2%), professional, scientific and technical activities (by 1.4%), accommodation and catering (by 0.7%), administrative and support service activities (by 0.6%), information and communication (by 0.4%).

Compared to November 2023, an increase in the average gross wages and salaries was recorded in the sections: construction (by 13.2%), industry (by 12.3%), administrative and support service activities and real estate activities (by 11.2% each), trade; repair of motor vehicles (by 9.9%), transportation and storage (by 7.8%), professional, scientific and technical activities (by 7.5%), accommodation and catering (by 7.4%), information and communication (by 7.3%).

Chart 3. Relative deviations (in %) of monthly gross wages and salaries in selected sections from average wages and salaries in enterprise sector in Warszawa in November 2024



Construction

Sold production of construction in November 2024 amounted (at current prices) to PLN 7498.6 million and compared to October 2024 and to the corresponding period of the previous year it increased by 18.4%.

In January-November 2024, sold production of construction reached the value of PLN 65454.3 million, i.e. by 3.7% larger than in the corresponding period of 2023.

Construction and assembly production in November 2024 amounted to PLN 1465.7 million (at current prices) and accounted for 19.5% of sold production of construction. Compared to the previous month, construction and assembly production increased by 1.3%, and compared to November 2023 it was smaller by 7.2%.

In January-November 2024, construction and assembly production was estimated at PLN 13572.4 million and accounted for 20.7% sold production of construction (22.4% in the previous year). Compared to the corresponding period of previous year, construction and assembly production was smaller by 4.1%.

The decrease in production in relation to the corresponding period of 2023 occurred in units dealing with specialised construction activities (by 13.2%) and with civil engineering (by 5.7%), while an increase in units dealing with construction of buildings (by 7.9%).

Labour productivity measured by production per employed person in construction in November 2024 amounted to PLN 141.4 thousand and was by 17.8% higher than a month before and by 20.7% higher than in November 2023.

Trade

Retail sales in trade and non-trade enterprises in November 2024 (at current prices) were by 4.3% larger than in October 2024 and by 3.2% lower compared to November 2023.

Compared to October 2024, there was an increase in sales of pharmaceuticals, cosmetics and orthopedic equipment (by 15.3%), sales of press, books, other sales in specialised stores (by 10.6%), sales of furniture, electronic goods and household equipment (by 6.0%), sales in the "other" group (by 3.5%), as well as sales of motor vehicles, motorcycles, parts (by 2.0%), and sales of textiles, clothing and footwear (by 1.3%).

However, there was a decrease in retail sales in non-specialised stores (by 5.8%), sales of food, beverages and tobacco (by 3.9%), sales of solid, liquid and gas fuels (by 2.6%).

Compared to November 2023, there was a decrease in sales of solid, liquid and gas fuels (by 5.9%), sales of textiles, clothing and footwear (by 4.3%), and sales of furniture, electronic goods and household equipment (by 2.1%).

However the largest increase was recorded in sales of motor vehicles, motorcycles, parts (by 25.0%), followed by sales of pharmaceuticals, cosmetics, orthopedic equipment (by 6.5%), sales of press, books, other sales in specialised stores (by 5.4%), sale of food, beverages and tobacco (by 4.8%), sales in the "other" group (by 4.5%), sale of food, beverages and tobacco (by 4.8%), as well as other retail sales in non-specialised stores (by 2.1%).

In January–November 2024, retail sales decreased by 2.7% compared to the corresponding period of 2023.

Wholesale in trade enterprises in November 2024 (at current prices) was by 0.04% smaller as compared to the previous month and by 7.4% higher as compared to November 2023, and in wholesale enterprises it was lower by 3.0% and higher by 3.1%, respectively.

In January–November 2024, trade units achieved wholesale sales that were 3.5% higher than last year, while wholesale enterprises were 2.6% higher.

Industry

The sold production of industry in November 2024 amounted to (in current prices) PLN 16111.0 million and was (in constant prices) higher than in the corresponding month of 2023 by 5.3%. Compared to November 2023, there was an increase in sold production in manufacturing by 3.0%.

In January–November 2024, the sold production of industry amounted to PLN 163402.6 million (at current prices) and was (at constant prices) higher by 6.5% than that achieved in the same period of 2023. In manufacturing, an increase in production was recorded 5.1%.

Among the divisions classified as manufacturing, the increase in sales was recorded, among others, in: manufacture of textile products (by 65.2%), manufacture of computers, electronic and optical products (by 46.0%), manufacture of furniture (by 27.3%), manufacture of wearing apparel (by 16.2%), manufacture of coke and refined petroleum products (by 14.3%), other manufacturing (by 13.8%), manufacture of other non-metallic mineral products (by 12.6%), manufacture of rubber and plastics (by 10.1%), manufacture of paper and paper products (by 9.1%), manufacture of food products (by 5.5%), manufacture of basic metals and manufacture of chemicals and chemical products (by 5.2% each), manufacture of pharmaceutical products (by 4.5%), manufacture of metal products (by 4.2%), manufacture of machinery and equipment n.e.c. (by 1.1%).

The decrease in sales was recorded, among others, in: repair and installation of machinery and equipment (by 19.5%), manufacture of motor vehicles, trailers and semi-trailers (by 10.0%), manufacture of electrical equipment (by 6.4%), manufacture of beverages (by 1.7%), printing and reproduction of recorded media (by 1.4%), manufacture of products of wood, cork, straw and wicker (by 0.9%).

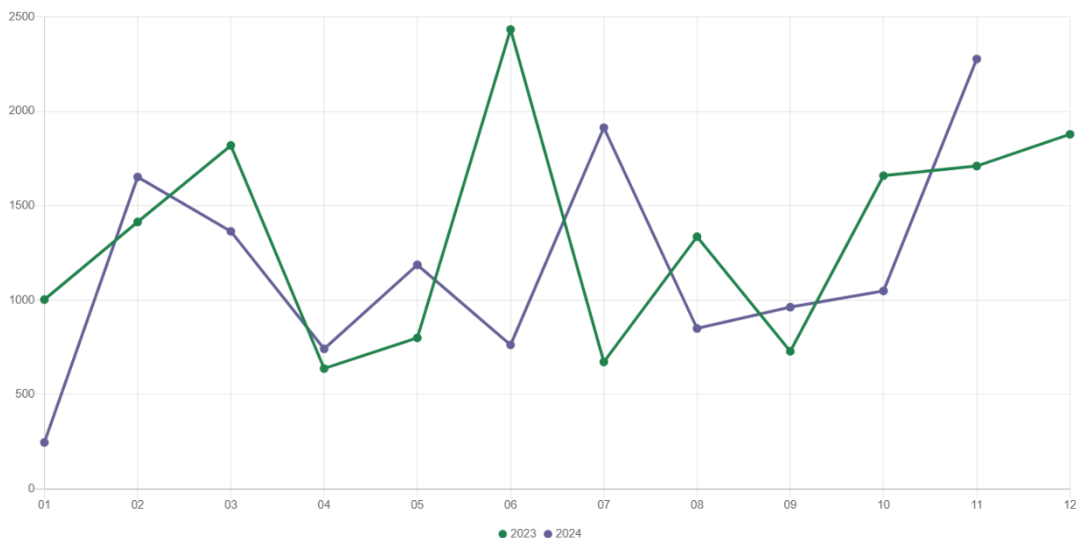
Labour productivity in industry measured by production per employed person, in January–November 2024 amounted to PLN 873.0 thousand (at current prices) and was – at constant prices – by 5.7% higher than in the previous year.

Residential construction

According to preliminary data, 2277 dwellings were completed in Warszawa in October 2024, i.e. by 33.2% more than in the previous year.

In January–November 2024, 13007 dwellings were completed (by 8.5% less than in the corresponding period of 2023), and 34345 dwellings in Mazowieckie Voivodship i.e. by 13.0% less than in January–November 2023. A decrease in the number of dwellings completed was recorded in construction for sale or rent from 13345 to 12416, i.e. by 7.0% less. Whereas an increase was recorded in private construction from 517 to 519 i.e. by 0.4% more. Moreover, in the period January–November 2024, 72 dwellings were completed in municipal construction.

Chart 4. Dwellings completed



In January–November 2024, construction begun in 15255 dwellings (by 6.9% more than in the corresponding period of 2023), of which: 14895 in construction for sale or rent, 360 in private construction.

In January–November 2024, the number of dwellings for which permits have been granted or which have been registered with a construction project amounted to 18152 (by 34.8% more than in the corresponding period of 2023), of which 412 dwellings in buildings built by private investors.

The average useful floor area of a dwelling completed in January–November 2024, amounted to 63.2 m² and increased by 1.0 m² compared to the corresponding period of 2023. In private construction, the average useful floor area of dwellings amounted to 179.9 m² (by 3.9 m² more than in the corresponding period of 2023), in construction for sale or rent – 58.4 m² (by 0.2 m² more), and in municipal construction – 39.4 m².

Entities of the national economy

At the end of November 2024, there were 575689 entities of the national economy registered in the REGON register in Warszawa, which accounted for 54.8% of the total in Mazowieckie Voivodship. Compared with October 2024, the number of entities of the national economy increased by 1907 (i.e. by 0.3%), and compared to November 2023 increased by 24935 (i.e. by 4.5%).

As of the end of November this year, there were 259686 legal persons and organisational units without legal personality registered in the REGON register, of which 186862 commercial companies. The number of these entities increased by 0.3%, compared to the previous month, and on an annual basis by 4.6% and 5.6%, respectively.

The number of registered natural persons conducting economic activity as of the end of November 2024 amounted to 316003 and compared to October 2024 it was higher by 0.4%, and compared to the corresponding period of the previous year increased by 4.4%.

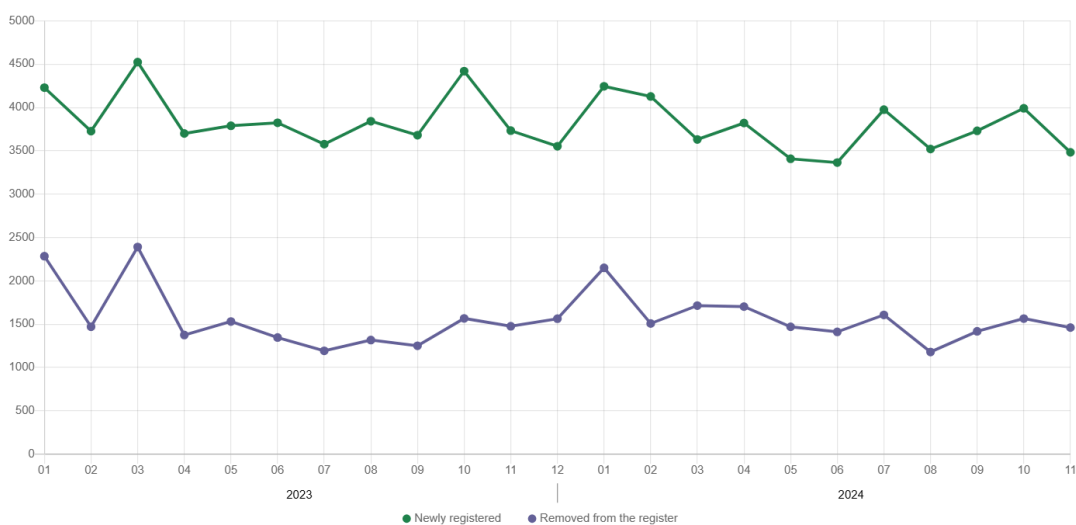
In Warszawa, in November 2024, the most numerous were entities dealing with: professional, scientific and technical activities (19.3% of total registered units), trade; repair of motor vehicles (16.6%), as well as information and communication (12.9%).

Compared to October 2024, the number of entities increased, among others, in the sections: agriculture, forestry and fishing and human health and social work activities (by 1.0% each), administrative and support service activities and information and communication (by 0.5% each), electricity, gas, steam and air conditioning supply, art, entertainment and recreation activities, accommodation and catering as well as construction (by 0.4% each). Whereas there was a decrease in the number of entities in the section of extraterritorial organisations and bodies (by 0.6%).

Compared to November 2023, the largest increase in the number of entities was recorded in the sections: agriculture, forestry and fishing (by 8.8%), electricity, gas, steam and air conditioning supply as well as information and communication (by 7.1% each), human health and social work activities (by 7.0%), administrative and support service activities (by 6.9%), construction (by 6.2%), activities of extraterritorial organisations and bodies (by 5.8%).

In November 2024, 3483 new entities were entered into the REGON register, i.e. by 12.7% less than in the previous month. The newly registered entities were dominated by natural persons conducting economic activity – 2283 (by 4.6% less than in October 2024). The number of newly registered commercial companies was smaller compared to the previous month by 25.6%, including limited liability companies – smaller by 27.0%.

Chart 5. Entities newly registered and removed from the register



In November 2024, 1461 entities were removed from the REGON register (compared to 1565 in the previous month), including 980 natural persons conducting economic activity (by 7.2% less).

As of the end of November 2024, 71303 entities had suspended activity in the REGON register (by 0.5% more than a month before). The vast majority were natural persons conducting economic activity (84.3%).

When quoting Statistics Poland data, please provide the information: “Source of data: Statistics Poland”, and when publishing calculations made on data published by Statistics Poland, please include the following disclaimer: “Own study based on figures from Statistics Poland”.

Prepared by:
Statistical Office in Warszawa
Director Agnieszka Ajdyn
Phone: (+48 22) 464 23 15

Issued by:
Statistical Information Centre
Marcin Kałuski
Phone: (+48) 783 940 141

Press office

Phone: (+48) 783 940 141

e-mail: m.kaluski@stat.gov.pl

-  warszawa.stat.gov.pl/en/
-  [@Warszawa_STAT](https://twitter.com/Warszawa_STAT)
-  [@UrzadStatystycznywWarszawie](https://www.facebook.com/@UrzadStatystycznywWarszawie)
-  [gus_stat](https://www.instagram.com/gus_stat)
-  [głównyurządstatystycznygus](https://www.youtube.com/głównyurządstatystycznygus)
-  [głównyurządstatystyczny](https://www.linkedin.com/głównyurządstatystyczny)

Related information

[Communications and Announcements](#)

Data available in databases

[Local Data Bank → Labour market](#)

Terms used in official statistics

[Registered unemployed persons](#)

[Registered unemployment rate](#)

[Average paid employment](#)

[Average monthly gross wages and salaries](#)

[Dwellings completed](#)

Evaluate
the study

