

# Statistics of Warszawa No. 9/2024

29 October 2024

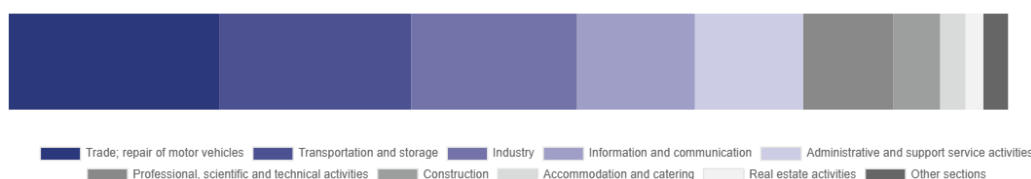
In September 2024, there was a slight decrease in the average employment and an increase in the number of unemployed persons compared to the corresponding period of previous year. Sold production of industry was higher than in September 2023, however construction and assembly production was lower y/y. Compared to last year, wholesale was higher, however retail sales decreased. September 2024 was characterised by a significantly higher number of dwellings completed than a year earlier.

## Average paid employment

Average paid employment in the enterprise sector in September 2024 amounted to 1124.7 thousand persons (converted into full-time equivalents) and was by 0.5 thousand persons, i.e. by 0.05% smaller than in August 2024, and by 8.2 thousand persons, i.e. by 0.7% smaller than in September 2023.

Compared to August 2024, a decrease in the average employment was recorded in the following sections: accommodation and catering (by 1.0%), construction and transportation and storage (by 0.3% each), trade; repair of motor vehicles and industry (by 0.1% each).

**Chart 1. Structure of average paid employment by sections of PKD in September 2024**



While an increase in the average employment in the sections: professional, scientific and technical activities and real estate activities (by 0.4% each), administrative and support service activities (by 0.2%), information and communication (by 0.1%).

Compared to September 2023, a decrease in average employment was recorded in the sections: administrative and support service activities (by 4.4%), construction (by 2.8%), transportation and storage (by 2.4%), industry (by 2.0%), trade; repair of motor vehicles (by 0.1%).

An increase in average employment occurred in the sections: real estate activities (by 14.5%), accommodation and catering (by 6.8%), information and communication (by 1.4%), professional, scientific and technical activities (by 1.1%).

## Registered unemployment

At the end of September 2024, the number of registered unemployed persons amounted to 18930 and was by 297 persons, i.e. by 1.5% smaller than at the end of August 2024 and by 169 persons, i.e. by 0.9% larger than in the corresponding period of 2023.

The number of registered unemployed women amounted to 9022, which accounted for 47.7% of the total unemployed (47.6% a month before and 48.5% a year before) and 16.7% of unemployed women in Mazowieckie Voivodship. As compared to August 2024, the number of unemployed women decreased by 137 persons, i.e. by 1.5% and compared to September 2023 decreased by 76 persons, i.e. by 0.8%.

The registered unemployment rate amounted to 1.4% (1.5% in the previous month and 1.4% in the previous year), in Mazowieckie Voivodship it was 4.0% (as a month before and 4.1% a year before), while in the country at a level of 5.0% (as a month and a year before).

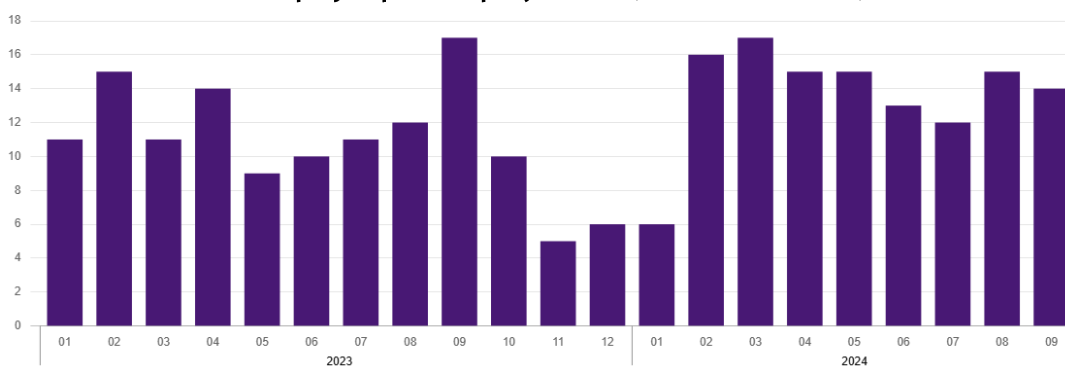
In September 2024, there were 2535 unemployed persons registered in labour offices (2188 in August 2024, and 2839 in September 2023). Registered unemployed persons accounted for 17.8% of the total registered unemployed in the Voivodship.

The number of persons registering for the first time amounted to 905 (767 a month before), which accounted for 35.7% of the total unemployed who registered in September 2024 and 22.3% of persons registering for the first time in the Voivodship. The share of persons terminated due to company reasons among unemployed persons registered in September 2024 amounted to 1.6% (4.0% in Mazowieckie Voivodship), 2.1% a month before and 1.6% a year before.

In September 2024, 2832 persons were removed from unemployment rolls (2346 in August 2024, and 2931 in September 2023), which accounted for 18.6% of unemployed persons removed from unemployment rolls in Mazowieckie Voivodship. Out of the unemployed removed from unemployment rolls, 1329 persons took up work. Moreover, 963 persons lost their status of the unemployed as a result of not confirming their readiness to take up work. The reason for removing from the register was also starting training or traineeship, acquisition of retirement or pension rights, and others.

There were 16416 persons who were not entitled to the unemployment benefit, i.e. 86.7% of the total unemployed (16489 persons a year before, i.e. 87.9%), whereas 2514 unemployed persons were entitled to the unemployment benefit.

**Chart 2. Number of unemployed persons per job offer (as of end of month)**



In September 2024, there were 3181 job offers submitted to labour offices, which accounted for 24.1% of job offers in Mazowieckie Voivodship and at the end this month the labour offices had job offers for 1388 persons. At the end of September 2024, there were 14 persons per one job offer (15 a month before and 17 a year before), in Mazowieckie Voivodship 14 persons (16 a month before and 15 a year before) registered as unemployed.

### Wages and salaries

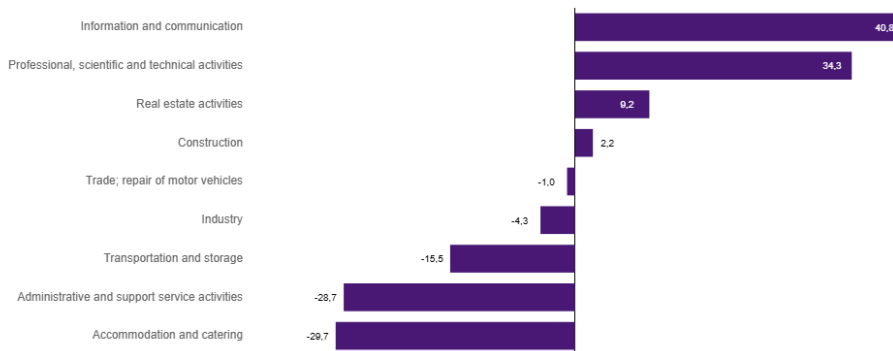
The average monthly gross wages and salaries in the enterprise sector in September 2024 amounted to PLN 9709.28 and were by 1.7% lower as compared to the previous month and by 9.9% higher than in the corresponding period of 2023.

Compared to August 2024, a decrease in the average gross wages and salaries was recorded in the following sections: administrative and support service activities (by 2.2%), trade; repair of motor vehicles (by 2.0%), professional, scientific and technical activities (by 1.8%), construction (by 1.2%), transportation and storage (by 0.9%), real estate activities as well as accommodation and catering (by 0.3% each).

Whereas an increase in the average gross wages and salaries was recorded in the section of industry (by 0.7%).

Compared to September 2023, an increase in the average gross wages and salaries was recorded in the sections: construction (by 14.9%), professional, scientific and technical activities (by 11.6%), administrative and support service activities (by 10.9%), trade; repair of motor vehicles and industry (by 9.7% each), transportation and storage as well as accommodation and catering (by 8.9% each), real estate activities (by 8.1%), information and communication (by 6.9%).

**Chart 3. Relative deviations (in %) of monthly gross wages and salaries in selected sections from average wages and salaries in enterprise sector in Warszawa in September 2024**



### Construction

Sold production of construction in September 2024 amounted (at current prices) to PLN 5826.1 million and compared to August 2024 was smaller by 6.3%, and compared to the corresponding period of the previous year it decreased by 6.1%.

In January-September 2024, sold production of construction reached the value of PLN 50195.9 million, i.e. by 2.4% smaller than in the corresponding period of 2023.

Construction and assembly production in September 2024 amounted to PLN 1392.2 million (at current prices) and accounted for 23.9% of sold production of construction. Compared to the previous month, construction and assembly production increased by 6.5%, and compared to September 2023 it was smaller by 7.5%.

In January-September 2024, construction and assembly production was estimated at PLN 10782.0 million and accounted for 21.5% sold production of construction (21.9% in the previous year). Compared to the corresponding period of previous year, construction and assembly production was smaller by 4.2%.

The decrease in production in relation to the corresponding period of 2023 occurred in units dealing with specialised construction activities (by 25.6%) and with civil engineering (by 4.4%), while an increase in units dealing with construction of buildings (by 18.4%).

Labour productivity measured by production per employed person in construction in September 2024 amounted to PLN 110.4 thousand and was by 6.0% lower than a month before and by 3.4% lower than in September 2023.

### Trade

Retail sales in trade and non-trade enterprises in September 2024 (at current prices) were by 5.2% smaller than in August 2024 and by 6.1% lower compared to September 2023.

Compared to August 2024, there was a decrease in sales of press, books, other sales in specialized stores (by 15.2%), sales of food, beverages and tobacco (by 10.0%), sales of solid, liquid and gas fuels (by 6.8%), sales of furniture, electronic goods and household equipment (by 6.3%), sales in the "other" group (by 5.4%), as well as sales of textiles, clothing and footwear (by 2.9%), and sales of pharmaceuticals, cosmetics and orthopedic equipment (by 0.8%).

Whereas there was an increase in sales of motor vehicles, motorcycles, parts (by 12.9%) and other retail sales in non-specialised stores (by 2.5%).

Compared to September 2023, a decrease was recorded in sales of solid, liquid and gas fuels (by 13.6%), sales of press, books, other retail sales in specialized stores (by 9.3%), sales in the "other" group (by 5.1%), sale of food, beverages and tobacco (by 3.2%) and sales of furniture, electronic goods and household equipment (by 2.2%).

However the largest increase was recorded in sales of pharmaceuticals, cosmetics, orthopedic equipment (by 16.6%) and sales of motor vehicles, motorcycles, parts (by 15.4%).

In January-September 2024, retail sales decreased by 3.5% compared to the corresponding period of 2023.

Wholesale in trade enterprises in September 2024 (at current prices) was by 13.0% larger as compared to the previous month and by 1.1% higher as compared to September 2023, and in wholesale enterprises it was higher by 9.5% and higher by 2.0%, respectively.

In January-September 2024, trade units achieved wholesale sales that were 3.8% higher than last year, while wholesale enterprises were 3.4% higher.

## Industry

The sold production of industry in September 2024 amounted to (in current prices) PLN 14866.2 million and was (in constant prices) higher than in the corresponding month of 2023 by 4.8%. Compared to September 2023, there was an increase in sold production in manufacturing by 2.2%.

In January-September 2024, the sold production of industry amounted to PLN 130567.0 million (at current prices) and was (at constant prices) higher by 6.8% than that achieved in the same period of 2023. In manufacturing, an increase in production was recorded 5.2%.

Among the divisions classified as manufacturing, the increase in sales was recorded, among others, in: manufacture of computers, electronic and optical products (by 55.4%), manufacture of textile products (by 54.7%), manufacture of furniture (by 25.8%), manufacture of wearing apparel (by 16.7%), manufacture of coke and refined petroleum products (by 14.0%), manufacture of other non-metallic mineral products (by 13.6%), other manufacturing (by 13.2%), manufacture of paper and paper products (by 10.4%), manufacture of rubber and plastics (by 9.6%), manufacture of products of wood, cork, straw and wicker (by 6.8%), manufacture of food products (by 6.7%), manufacture of basic metals (by 5.0%), manufacture of metal products (by 4.4%), manufacture of machinery and equipment n.e.c. (by 4.3%), manufacture of pharmaceutical products (by 2.9%), printing and reproduction of recorded media (by 2.1%), manufacture of chemicals and chemical products (by 0.4%).

The decrease in sales was recorded, among others, in: repair and installation of machinery and equipment (by 24.9%), manufacture of motor vehicles, trailers and semi-trailers (by 10.1%), manufacture of electrical equipment (by 6.8%), manufacture of beverages (by 4.9%).

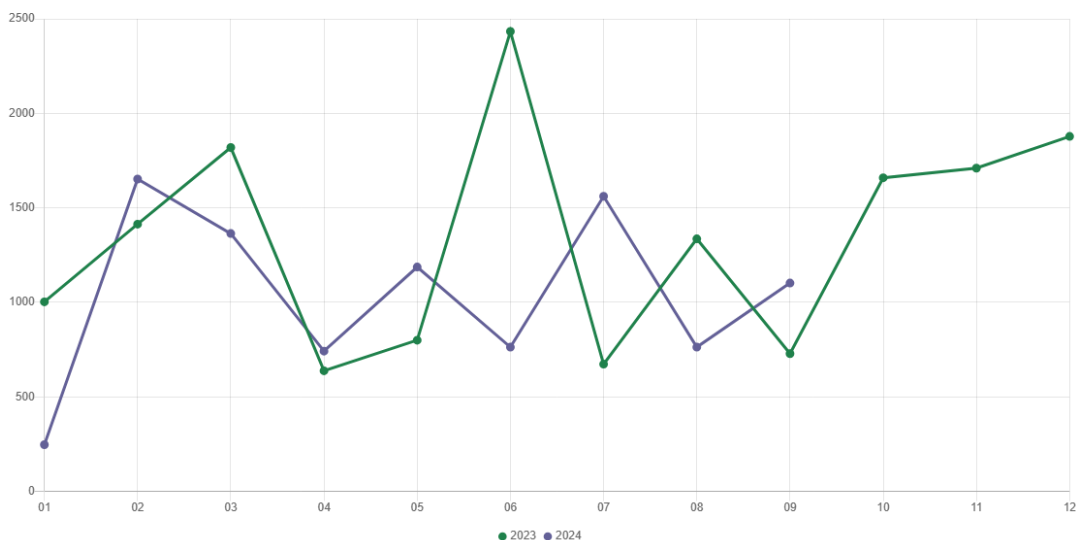
Labour productivity in industry measured by production per employed person, in January-September 2024 amounted to PLN 695.2 thousand (at current prices) and was – at constant prices – by 5.2% higher than in the previous year.

## Residential construction

According to preliminary data, 1102 dwellings were completed in Warszawa in September 2024, i.e. by 51.2% more than in the previous year.

In January-September 2024, 9381 dwellings were completed (by 13.5% less than in the corresponding period of 2023), and 26246 dwellings in Mazowieckie Voivodship i.e. by 16.4% less than in January-September 2023. A decrease in the number of dwellings completed was recorded in private construction from 486 to 403 i.e. by 17.1% less, in construction for sale or rent from 10007 to 8906, i.e. by 11.0% less,. Moreover, in the period January-September 2024, 72 dwellings were completed in municipal construction.

**Chart 4. Dwellings completed**



In January–September 2024, construction begun in 12260 dwellings (by 0.6% more than in the corresponding period of 2023), of which: 11965 in construction for sale or rent, 295 in private construction.

In January–September 2024, the number of dwellings for which permits have been granted or which have been registered with a construction project amounted to 15855 (by 58.3% more than in the corresponding period of 2023), of which 328 dwellings in buildings built by private investors.

The average useful floor area of a dwelling completed in January–September 2024, amounted to 67.2 m<sup>2</sup> and increased by 4.0 m<sup>2</sup>. In private construction, the average useful floor area of dwellings amounted to 190.9 m<sup>2</sup> (by 15.7 m<sup>2</sup> more than in the corresponding period of 2023), in construction for sale or rent – 61.9 m<sup>2</sup> (by 3.6 m<sup>2</sup> more), and in municipal construction – 39.4 m<sup>2</sup>.

#### **Entities of the national economy**

At the end of September 2024, there were 571469 entities of the national economy registered in the REGON register in Warszawa, which accounted for 54.8% of the total in Mazowieckie Voivodship. Compared with August 2024, the number of entities of the national economy increased by 2130 (i.e. by 0.4%), and compared to September 2023 increased by 25710 (i.e. by 4.7%).

As of the end of September this year, there were 257903 legal persons and organisational units without legal personality registered in the REGON register, of which 185314 commercial companies. The number of these entities increased compared to the previous month by 0.4% each, and on an annual basis by 4.8% and 5.8%, respectively.

The number of registered natural persons conducting economic activity as of the end of September 2024 amounted to 313566 and compared to August 2024 it was higher by 0.4%, and compared to the corresponding period of the previous year increased by 4.6%.

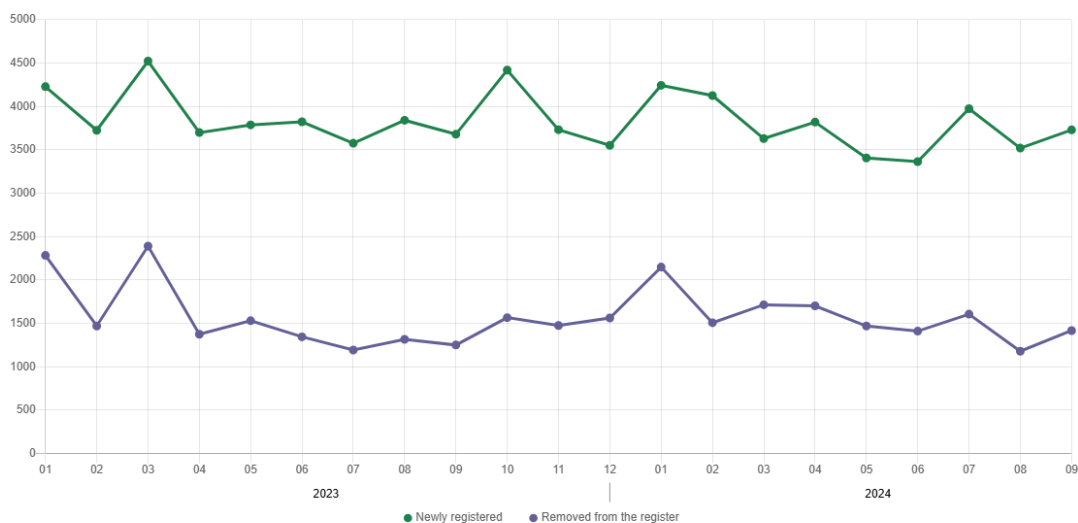
In Warszawa, in September 2024, the most numerous were entities dealing with: professional, scientific and technical activities (19.3% of total registered units), trade; repair of motor vehicles (16.7%), as well as information and communication (12.8%).

Compared to August 2024, the number of entities increased, among others, in the sections: education (by 0.8%), activities of extraterritorial organisations and bodies, agriculture, forestry and fishing, human health and social work activities (by 0.6% each), construction and information and communication (by 0.5% each), electricity, gas, steam and air conditioning supply, accommodation and catering, administrative and support service activities as well as other service activities (by 0.4% each). However, there was a decrease in the number of entities in the sections: mining and quarrying (by 0.5%) and water supply; sewerage, waste management and remediation activities (by 0.1%).

Compared to September 2023, the largest increase in the number of entities was recorded, among others, in the sections: agriculture, forestry and fishing (by 8.5%), information and communication (by 8.0%), electricity, gas, steam and air conditioning supply (by 7.1%), human health and social work activities (by 7.0%), administrative and support service activities (by 6.9%), activities of extraterritorial organisations and bodies and construction (by 6.5% each), public administration and defence; compulsory social security (by 5.4%), accommodation and catering (by 5.3%), education (by 5.2%).

In September 2024, 3731 new entities were entered into the REGON register, i.e. by 6.0% more than in the previous month. The newly registered entities were dominated by natural persons conducting economic activity – 2356 (by 6.8% more than in August 2024). The number of newly registered commercial companies was larger compared to the previous month by 2.5%, including limited liability companies – larger by 3.6%.

**Chart 5. Entities newly registered and removed from the register**



In September 2024, 1418 entities were removed from the REGON register (compared to 1180 in the previous month), including 990 natural persons conducting economic activity (by 15.5% more).

As of the end of September 2024, 70673 entities had suspended activity in the REGON register (by 1.0% less than a month before). The vast majority were natural persons conducting economic activity (84.4%).

When quoting Statistics Poland data, please provide the information: “Source of data: Statistics Poland”, and when publishing calculations made on data published by Statistics Poland, please include the following disclaimer: “Own study based on figures from Statistics Poland”.

Prepared by:  
**Statistical Office in Warszawa**  
**Director Agnieszka Ajdyn**  
Phone: (+48 22) 464 23 15

Issued by:  
**Statistical Information Centre**  
**Marcin Kałuski**  
Phone: (+48) 783 940 141

**Press office**

Phone: (+48) 783 940 141

**e-mail: [m.kaluski@stat.gov.pl](mailto:m.kaluski@stat.gov.pl)**

-  [warszawa.stat.gov.pl/en/](http://warszawa.stat.gov.pl/en/)
-  [@Warszawa\\_STAT](https://twitter.com/Warszawa_STAT)
-  [@UrzadStatystycznywWarszawie](https://www.facebook.com/@UrzadStatystycznywWarszawie)
-  [gus\\_stat](https://www.instagram.com/gus_stat)
-  [glownyurządstatystycznygus](https://www.youtube.com/glownyurządstatystycznygus)
-  [glownyurządstatystyczny](https://www.linkedin.com/glownyurządstatystyczny)

**Related information**

[Communications and Announcements](#)

**Data available in databases**

[Local Data Bank → Labour market](#)

**Terms used in official statistics**

[Registered unemployed persons](#)

[Registered unemployment rate](#)

[Average paid employment](#)

[Average monthly gross wages and salaries](#)

[Dwellings completed](#)

**Evaluate**  
the study

