

Statistics of Warszawa No. 8/2024

30 September 2024

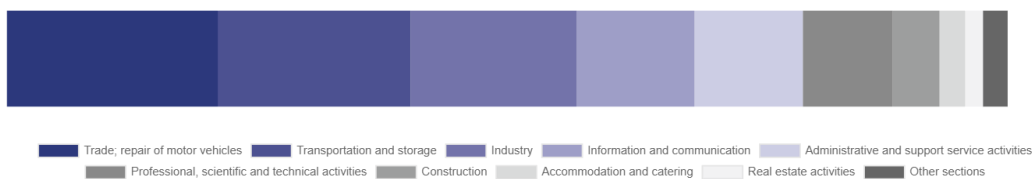
In August 2024, there was a slight decrease in the average employment and an increase in the number of unemployed persons compared to the corresponding period of previous year. Sold production of industry was higher however construction and assembly production was lower than in August 2023. Compared to last year, both retail sales and wholesale were lower. August 2024 was characterised by a significantly lower number of dwellings completed than a year earlier.

Average paid employment

Average paid employment in the enterprise sector in August 2024 amounted to 1125.2 thousand persons (converted into full-time equivalents) and was by 2.2 thousand persons, i.e. by 0.2% smaller than in July 2024, and by 5.8 thousand persons, i.e. by 0.5% smaller than in August 2023.

Compared to July 2024, a decrease in the average employment was recorded in the following sections: construction (by 0.9%), industry (by 0.4%), trade; repair of motor vehicles and industry (by 0.3%), accommodation and catering (by 0.2%), administrative and support service activities (by 0.1%).

Chart 1. Structure of average paid employment by sections of PKD in August 2024



While an increase in the average employment in the section of transportation and storage (by 0.1%).

Compared to August 2023, a decrease in average employment was recorded in the sections: administrative and support service activities (by 3.7%), construction (by 2.3%), transportation and storage (by 2.2%), industry (by 0.5%), trade; repair of motor vehicles (by 0.4%).

An increase in average employment occurred in the sections: real estate activities (by 14.5%), accommodation and catering (by 5.1%), information and communication (by 1.0%), professional, scientific and technical activities (by 0.7%).

Registered unemployment

At the end of August 2024, the number of registered unemployed persons amounted to 19227 and was by 158 persons, i.e. by 0.8% smaller than at the end of July 2024 and by 374 persons, i.e. by 2.0% larger than in the corresponding period of 2023.

The number of registered unemployed women amounted to 9159, which accounted for 47.6% of the total unemployed (47.3% a month before and 48.6% a year before) and 16.7% of unemployed women in Mazowieckie Voivodship. As compared to July 2024, the number of unemployed women decreased by 9 persons, i.e. by 0.10% and compared to August 2023 decreased by 5 persons, i.e. by 0.05%.

The registered unemployment rate amounted to 1.5% (as in the previous month and 1.4% in the previous year), in Mazowieckie Voivodship it was 4.1% (as a month before and a year before), while in the country at a level of 5.0% (as a month and a year before).

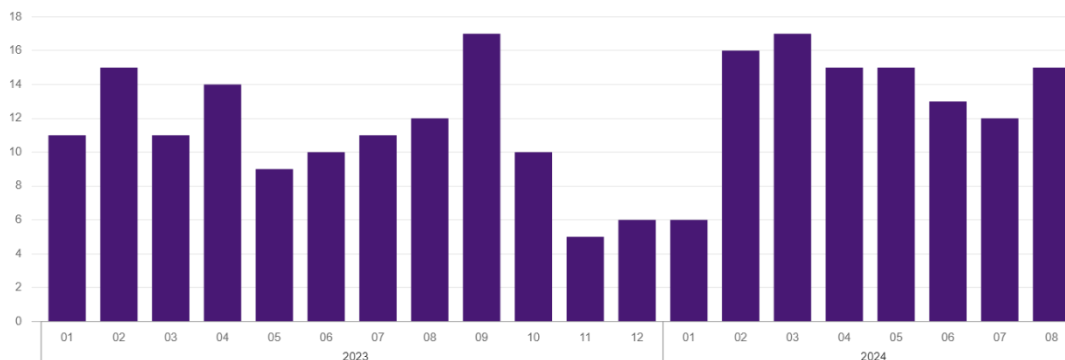
In August 2024, there were 2188 unemployed persons registered in labour offices (2661 in July 2024, and 2588 in August 2023). Registered unemployed persons accounted for 17.9% of the total registered unemployed in the Voivodship.

The number of persons registering for the first time amounted to 767 (922 a month before), which accounted for 35.1% of the total unemployed who registered in August 2024 and 25.0% of persons registering for the first time in the Voivodship. The share of persons terminated due to company reasons among unemployed persons registered in August 2024 amounted to 2.1% (4.1% in Mazowieckie Voivodship), 3.0% a month before and 1.6% a year before.

In August 2024, 2346 persons were removed from unemployment rolls (2210 in July 2024, and 2638 in August 2023), which accounted for 20.4% of unemployed persons removed from unemployment rolls in Mazowieckie Voivodship. Out of the unemployed removed from unemployment rolls, 1017 persons took up work. Moreover, 897 persons lost their status of the unemployed as a result of not confirming their readiness to take up work. The reason for removing from the register was also starting training or traineeship, acquisition of retirement or pension rights, and others.

There were 16682 persons who were not entitled to the unemployment benefit, i.e. 86.8% of the total unemployed (16455 persons a year before, i.e. 87.3%), whereas 2545 unemployed persons were entitled to the unemployment benefit.

Chart 2. Number of unemployed persons per job offer (as of end of month)



In August 2024, there were 2723 job offers submitted to labour offices, which accounted for 21.1% of job offers in Mazowieckie Voivodship and at the end this month the labour offices had job offers for 1251 persons. At the end of August 2024, there were 15 persons per one job offer (12 a month and a year before), in Mazowieckie Voivodship 16 persons (13 a month and a year before) registered as unemployed.

Wages and salaries

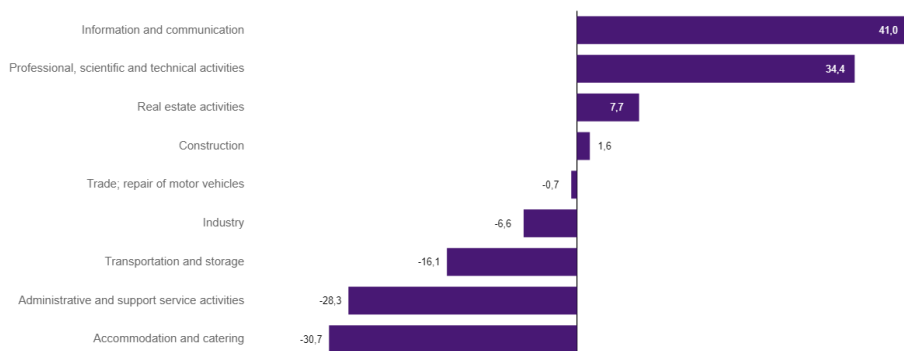
The average monthly gross wages and salaries in the enterprise sector in August 2024 amounted to PLN 9874.81 and were by 0.5% higher as compared to the previous month and by 11.4% higher than in the corresponding period of 2023.

Compared to July 2024, an increase in the average gross wages and salaries was recorded in the following sections: professional, scientific and technical activities (by 3.3%), transportation and storage (by 2.2%), information and communication (by 1.1%), real estate activities (by 0.3%).

Whereas a decrease in the average gross wages and salaries in the sections: accommodation and catering (by 4.8%), trade; repair of motor vehicles (by 2.2%), construction (by 1.2%), industry (by 0.5%), administrative and support service activities (by 0.1%).

Compared to August 2023, an increase in the average gross wages and salaries was recorded in the sections: construction (by 14.4%), transportation and storage (by 14.0%), administrative and support service activities (by 13.7%), industry (by 12.3%), trade; repair of motor vehicles (by 10.7%), accommodation and catering (by 9.9%), information and communication (by 8.3%), professional, scientific and technical activities (by 7.2%), real estate activities (by 4.5%).

Chart 3. Relative deviations (in %) of monthly gross wages and salaries in selected sections from average wages and salaries in enterprise sector in Warszawa in August 2024



Construction

Sold production of construction in August 2024 amounted (at current prices) to PLN 6216.8 million and compared to July 2024 was smaller by 5.8%, and compared to the corresponding period of the previous year it increased by 14.6%.

In January-August 2024, sold production of construction reached the value of PLN 45754.1 million, i.e. by 1.7% larger than in the corresponding period of 2023.

Construction and assembly production in August 2024 amounted to PLN 1306.9 million (at current prices) and accounted for 21.0% of sold production of construction. Compared to the previous month, construction and assembly production increased by 4.3%, and compared to August 2023 it was smaller by 8.6%.

In January-August 2024, construction and assembly production was estimated at PLN 9726.4 million and accounted for 21.3% sold production of construction (21.8 in the previous year). Compared to the corresponding period of previous year, construction and assembly production was smaller by 0.6%.

The decrease in production in relation to the corresponding period of 2023 occurred in units dealing with specialised construction activities (by 22.4%), while an increase in units dealing with construction of buildings (by 14.9%) and units dealing with civil engineering (by 2.2%).

Labour productivity measured by production per employed person in construction in August 2024 amounted to PLN 117.4 thousand and was by 4.9% lower than a month before and by 17.2% higher than in August 2023.

Trade

Retail sales in trade and non-trade enterprises in August 2024 (at current prices) were by 1.9% smaller than in July 2024 and by 3.2% lower compared to August 2023.

Compared to July 2024, there was a decrease in sales of motor vehicles, motorcycles, parts (by 12.2%), sales of textiles, clothing and footwear (by 6.3%), sales in the "other" group (by 5.2%), sales of solid, liquid and gas fuels (by 1.4%), sales of furniture, electronic goods and household equipment (by 1.3%).

Whereas there was an increase in sales of press, books, other retail sales in specialised stores (by 5.0%), sales of food, beverages and tobacco (by 4.8%), other retail sales in non-specialised stores (by 1.7%), and sales of pharmaceuticals, cosmetics, orthopedic equipment (by 0.8%).

Compared to August 2023, a decrease was recorded in sales of solid, liquid and gas fuels (by 6.5%) and sales of furniture, electronic goods and household equipment (by 0.1%).

However the largest increase was recorded in sales of pharmaceuticals, cosmetics, orthopedic equipment (by 20.9%), and sales of motor vehicles, motorcycles, parts (by 12.2%), followed by other retail sales in non-specialised stores (by 6.4%), sales of food, beverages and tobacco (by 5.3%), sales of press, books, other retail sales in specialised stores (by 2.9%), sales in "other" group (by 1.8%), sales of textiles, clothing and footwear (by 0.2%).

In January-August 2024, retail sales decreased by 3.4% compared to the corresponding period of 2023.

Wholesale in trade enterprises in August 2024 (at current prices) was by 7.5% smaller as compared to the previous month and by 2.7% lower as compared to August 2023, and in wholesale enterprises it was lower by 1.2% and higher by 2.0%, respectively.

In January-August 2024, trade units achieved wholesale sales that were 4.4% higher than last year, while wholesale enterprises were 4.5% higher.

Industry

The sold production of industry in August 2024 amounted to (in current prices) PLN 13673.5 million and was (in constant prices) higher than in the corresponding month of 2023 by 4.9%. Compared to August 2023, there was an increase in sold production in manufacturing by 1.9%.

In January-August 2024, the sold production of industry amounted to PLN 115457.0 million (at current prices) and was (at constant prices) higher by 8.0% than that achieved in the same period of 2023. In manufacturing, an increase in production was recorded 6.7%.

Among the divisions classified as manufacturing, the increase in sales was recorded, among others, in: manufacture of computers, electronic and optical products (by 55.5%), manufacture of textile products (by 50.8%), manufacture of furniture (by 25.2%), manufacture of wearing apparel (by 18.7%), other manufacturing (by 15.1%), manufacture of other non-metallic mineral products (by 13.5%), manufacture of paper and paper products (by 12.4%), manufacture of rubber and plastics (by 9.8%), manufacture of food products (by 6.7%), printing and reproduction of recorded media (by 3.9%), manufacture of metal products (by 3.4%), manufacture of machinery and equipment n.e.c. (by 2.7%), manufacture of basic metals (by 2.6%), manufacture of pharmaceutical products (by 2.4%), manufacture of products of wood, cork, straw and wicker (by 2.0%), manufacture of chemicals and chemical products (by 0.7%).

The decrease in sales was recorded, among others, in: repair and installation of machinery and equipment (by 21.8%), manufacture of motor vehicles, trailers and semi-trailers (by 8.5%), manufacture of electrical equipment (by 6.7%), manufacture of beverages (by 5.6%).

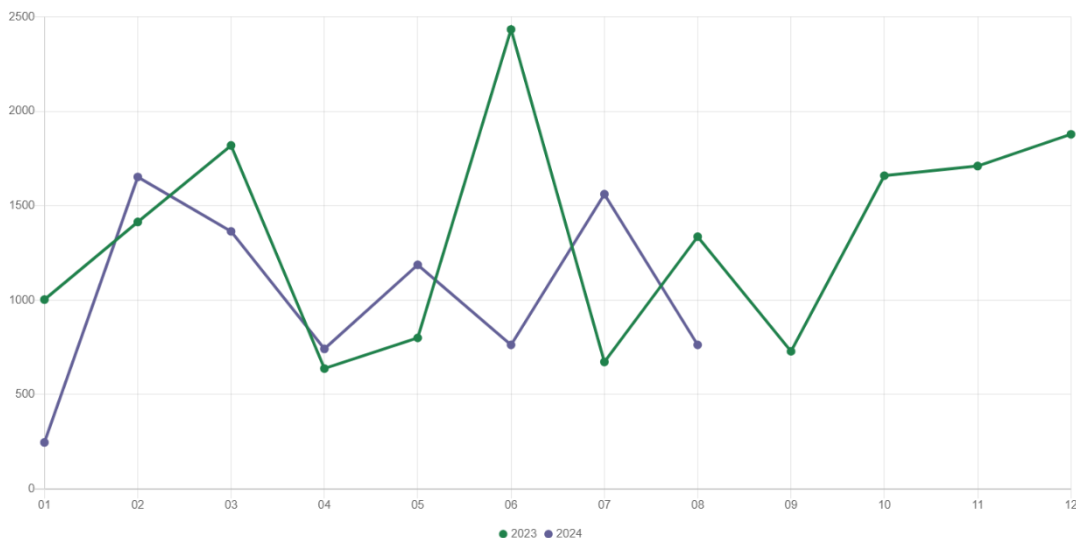
Labour productivity in industry measured by production per employed person, in January-August 2024 amounted to PLN 615.3 thousand (at current prices) and was – at constant prices – by 5.8% higher than in the previous year.

Residential construction

According to preliminary data, 763 dwellings were completed in Warszawa in August 2024, i.e. by 42.9% less than in the previous year.

In January-August 2024, 8279 dwellings were completed (by 18.2% less than in the corresponding period of 2023), and 23470 dwellings in Mazowieckie Voivodship i.e. by 15.7% less than in January-August 2023. A decrease in the number of dwellings completed was recorded in construction for sale or rent from 9347 to 7824, i.e. by 16.3% less, in private construction from 417 to 383, i.e. by 8.2% less. Moreover, in the period January-August 2024, 72 dwellings were completed in municipal construction.

Chart 4. Dwellings completed



In January–August 2024, construction begun in 11095 dwellings (by 5.9% more than in the corresponding period of 2023), of which: 10834 in construction for sale or rent, 261 in private construction.

In January–August 2024, the number of dwellings for which permits have been granted or which have been registered with a construction project amounted to 14346 (by 72.3% more than in the corresponding period of 2023), of which 272 dwellings in buildings built by private investors.

The average useful floor area of a dwelling completed in January–August 2024, amounted to 68.2 m² and increased by 6.1 m². In private construction, the average useful floor area of dwellings amounted to 181.1 m² (by 9.6 m² more than in the corresponding period of 2023), in construction for sale or rent – 63.0 m² (by 5.3 m² more), and in municipal construction – 39.4 m².

Entities of the national economy

At the end of August 2024, there were 569339 entities of the national economy registered in the REGON register in Warszawa, which accounted for 54.8% of the total in Mazowieckie Voivodship. Compared with July 2024, the number of entities of the national economy increased by 2181 (i.e. by 0.4%), and compared to August 2023 increased by 25998 (i.e. by 4.8%).

As of the end of August this year, there were 256987 legal persons and organisational units without legal personality registered in the REGON register, of which 184578 commercial companies. The number of these entities increased compared to the previous month by 0.4% and 0.5%, and on an annual basis by 4.9% and 6.0%, respectively.

The number of registered natural persons conducting economic activity as of the end of August 2024 amounted to 312352 and compared to July 2024 it was higher by 0.4%, and compared to the corresponding period of the previous year increased by 4.7%.

In Warszawa, in August 2024, the most numerous were entities dealing with: professional, scientific and technical activities (19.3% of total registered units), trade; repair of motor vehicles (16.7%), as well as information and communication (12.8%).

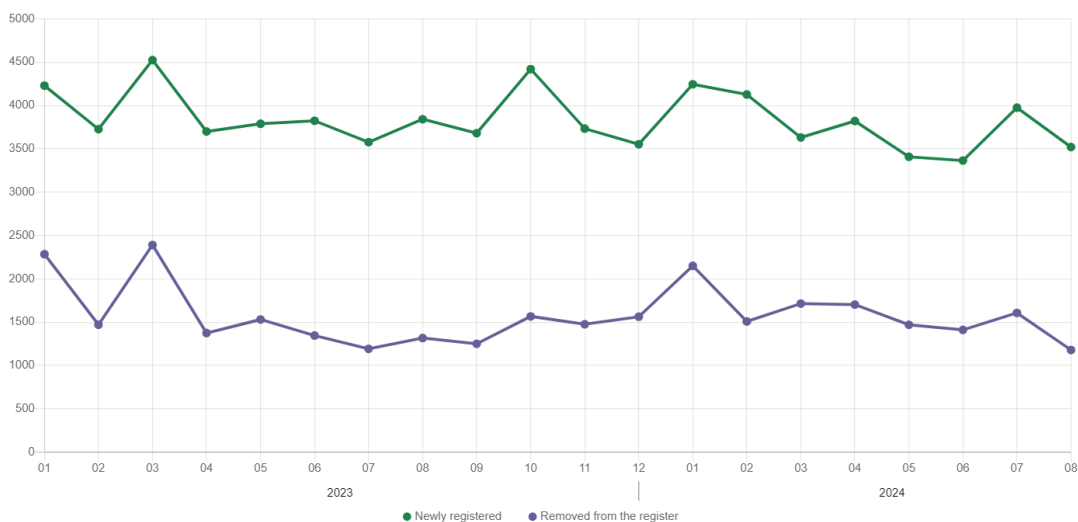
Compared to July 2024, the number of entities increased, among others, in the sections: activities of extraterritorial organisations and bodies (by 1.9%), electricity, gas, steam and air conditioning supply and education (by 0.7% each), human health and social welfare (by 0.6%), agriculture, forestry and fishing and administrative and support service activities, construction as well as information and communication (by 0.5% each), accommodation and catering, other service activities, professional, scientific and technical activities (by 0.4% each). However, there was a decrease in the number of entities in the section of public administration and defence; compulsory social security (by 0.4%).

Compared to August 2023, the largest increase in the number of entities was recorded, among others, in the sections: agriculture, forestry and fishing (by 9.1%), information and communication (by 8.2%), electricity, gas, steam and air conditioning supply (by 7.8%), administrative and

support service activities (by 7.2%), human health and social welfare (by 6.9%), construction (by 6.6%), activities of extraterritorial organisations and bodies (by 5.8%).

In August 2024, 3521 new entities were entered into the REGON register, i.e. by 11.4% less than in the previous month. The newly registered entities were dominated by natural persons conducting economic activity – 2205 (by 7.9% less than in July 2024). The number of newly registered commercial companies was smaller compared to the previous month by 15.2%, including limited liability companies – smaller by 16.5%.

Chart 5. Entities newly registered and removed from the register



In August 2024, 1180 entities were removed from the REGON register (compared to 1607 in the previous month), including 857 natural persons conducting economic activity (by 25.9% less).

As of the end of August 2024, 71389 entities had suspended activity in the REGON register (by 1.2% more than a month before). The vast majority were natural persons conducting economic activity (84.7%).

When quoting Statistics Poland data, please provide the information: “Source of data: Statistics Poland”, and when publishing calculations made on data published by Statistics Poland, please include the following disclaimer: “Own study based on figures from Statistics Poland”.

Prepared by:
Statistical Office in Warszawa
Director Agnieszka Ajdyn
Phone: (+48 22) 464 23 15

Issued by:
Statistical Information Centre
Marcin Kałuski
Phone: (+48) 783 940 141

Press office

Phone: (+48) 783 940 141

e-mail: m.kaluski@stat.gov.pl

-  warszawa.stat.gov.pl/en/
-  [@Warszawa_STAT](https://twitter.com/Warszawa_STAT)
-  [@UrzadStatystycznyWarszawie](https://www.facebook.com/@UrzadStatystycznyWarszawie)
-  [gus_stat](https://www.instagram.com/gus_stat)
-  [głównyurządstatystycznygus](https://www.youtube.com/głównyurządstatystycznygus)
-  [głównyurządstatystyczny](https://www.linkedin.com/głównyurządstatystyczny)

Related information

[Communications and Announcements](#)

Data available in databases

[Local Data Bank → Labour market](#)

Terms used in official statistics

[Registered unemployed persons](#)

[Registered unemployment rate](#)

[Average paid employment](#)

[Average monthly gross wages and salaries](#)

[Dwellings completed](#)

Evaluate
the study

