

Statistics of Warszawa No. 7/2024

30 August 2024

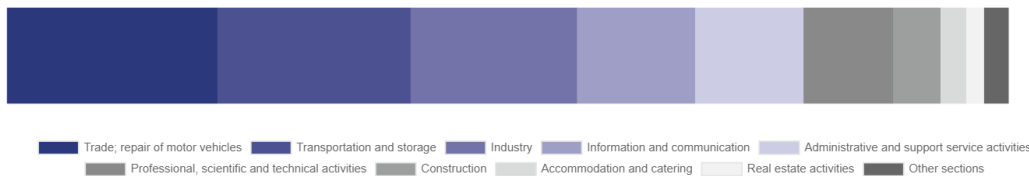
In July 2024, there was a slight decrease in the average employment and an increase in the number of unemployed persons compared to the corresponding period of previous year. Both sold production of industry and construction and assembly production were higher than in July 2023. Compared to last year, both retail sales and wholesale were higher. July 2024 was characterised by a significantly higher number of dwellings completed than a year earlier.

Average paid employment

Average paid employment in the enterprise sector in July 2024 amounted to 1127.4 thousand persons (converted into full-time equivalents) and was by 1.4 thousand persons, i.e. by 0.1% larger than in June 2024, and by 2.2 thousand persons, i.e. by 0.2% smaller than in July 2023.

Compared to June 2024, an increase in the average employment was recorded in the following sections: accommodation and catering (by 1.4%), construction (by 0.5%), professional, scientific and technical activities (by 0.4%), trade; repair of motor vehicles and industry (by 0.3% each), information and communication (by 0.2%), administrative and support service activities and real estate activities (by 0.1% each).

Chart 1. Structure of average paid employment by sections of PKD in July 2024



While a decrease in the average employment in the section of transportation and storage (by 0.6%).

Compared to July 2023, a decrease in average employment was recorded in the following sections: transportation and storage (by 2.5%), administrative and support service activities (by 2.1%), construction (by 1.3%), trade; repair of motor vehicles (by 0.2%).

An increase in average employment occurred in the sections: real estate activities (by 14.5%), accommodation and catering (by 5.4%), information and communication (by 1.0%), professional, scientific and technical activities (by 0.8%),

Registered unemployment

At the end of July 2024, the number of registered unemployed persons amounted to 19,385 and was by 451 persons, i.e. by 2.4% larger than at the end of June 2024 and by 482 persons, i.e. by 2.5% larger than in the corresponding period of 2023.

The number of registered unemployed women amounted to 9,168, which accounted for 47.3% of the total unemployed (46.9% a month before and 48.4% a year before) and 16.9% of unemployed women in Mazowieckie Voivodship. As compared to June 2024, the number of unemployed women increased by 279 persons, i.e. by 3.1% and compared to July 2023 increased by 28 persons, i.e. by 0.3%.

The registered unemployment rate amounted to 1.5% (1.4% in the previous month and in the previous year), in Mazowieckie Voivodship it was 4.1% (as a month before and a year before), while in the country at a level of 5.0% (4.9% a month and 5.0% a year before).

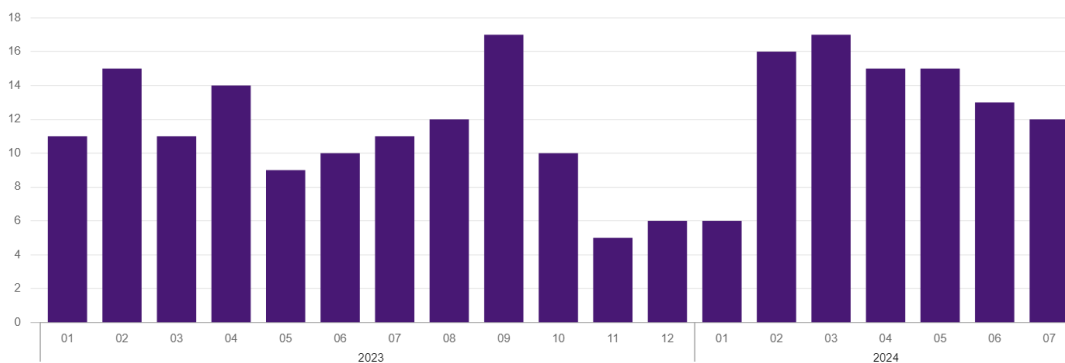
In July 2024, there were 2661 unemployed persons registered in labour offices (2393 in June 2024, and 2499 in July 2023). Registered unemployed persons accounted for 19.5% of the total registered unemployed in the Voivodship.

The number of persons registering for the first time amounted to 922 (803 a month before), which accounted for 34.6% of the total unemployed who registered in July 2024 and 25.8% of persons registering for the first time in the Voivodship. The share of persons terminated due to company reasons among unemployed persons registered in July 2024 amounted to 3.0% (6.5% in Mazowieckie Voivodship), 2.2% a month before and 1.4% a year before.

In July 2024, 2210 persons were removed from unemployment rolls (2648 in June 2024, and 2555 in July 2023), which accounted for 17.9% of unemployed persons removed from unemployment rolls in Mazowieckie Voivodship. Out of the unemployed removed from unemployment rolls, 1075 persons took up work. Moreover, 713 persons lost their status of the unemployed as a result of not confirming their readiness to take up work. The reason for removing from the register was also starting training or traineeship, acquisition of retirement or pension rights, and others.

There were 16773 persons who were not entitled to the unemployment benefit, i.e. 86.5% of the total unemployed (16556 persons a year before, i.e. 87.6%), whereas 2612 unemployed persons were entitled to the unemployment benefit.

Chart 2. Number of unemployed persons per job offer (as of end of month)



In July 2024, there were 3299 job offers submitted to labour offices, which accounted for 18.6% of job offers in Mazowieckie Voivodship and at the end this month the labour offices had job offers for 1554 persons. At the end of July 2024, there were 12 persons per one job offer (13 a month before and 11 a year before), in Mazowieckie Voivodship 13 persons (12 a month before and 16 a year before) registered as unemployed.

Wages and salaries

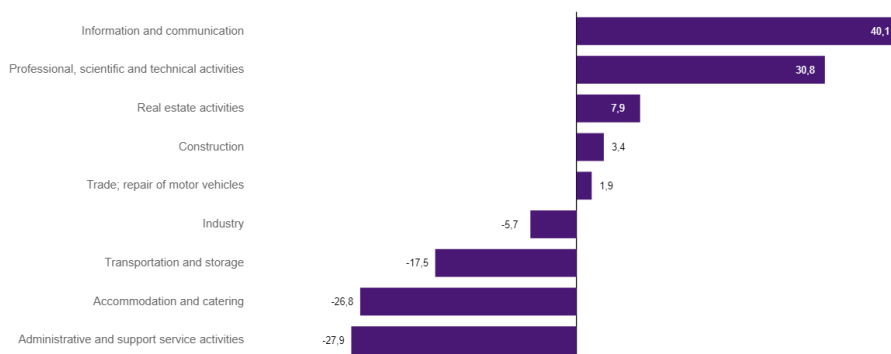
The average monthly gross wages and salaries in the enterprise sector in July 2024 amounted to PLN 9828.59 and were by 1.6% higher as compared to the previous month and by 10.0% higher than in the corresponding period of 2023.

Compared to June 2024, an increase in the average gross wages and salaries was recorded in the following sections: accommodation and catering (by 6.1%), transportation and storage (by 5.1%), administrative and support service activities (by 3.5%), professional, scientific and technical activities (by 1.7%), trade; repair of motor vehicles (by 0.8%), construction and information and communication (by 0.6% each), real estate activities (by 0.4%).

Whereas a decrease in the average gross wages and salaries in the sections of industry (by 2.0%).

Compared to July 2023, an increase in the average gross wages and salaries was recorded in the sections: construction (by 15.3%), administrative and support service activities (by 12.9%), transportation and storage (by 12.4%), trade; repair of motor vehicles (by 11.3%), real estate activities (by 8.7%), industry (by 8.2%), accommodation and catering (by 8.0%), information and communication (by 7.5%, professional, scientific and technical activities (by 5.0%).

Chart 3. Relative deviations (in %) of monthly gross wages and salaries in selected sections from average wages and salaries in enterprise sector in Warszawa in July 2024



Construction

Sold production of construction in July 2024 amounted (at current prices) to PLN 6603.0 million and compared to June 2024 was larger by 2.7%, and compared to the corresponding period of the previous year it increased by 18.8%.

In January-July 2024, sold production of construction reached the value of PLN 39444.9 million, i.e. by 1.9% larger than in the corresponding period of 2023.

Construction and assembly production in July 2024 amounted to PLN 1252.6 million (at current prices) and accounted for 19.0% of sold production of construction. Compared to the previous month, construction and assembly production decreased by 11.0%, and compared to July 2023 it was larger by 2.7%.

In January-July 2024, construction and assembly production was estimated at PLN 8499.0 million and accounted for 21.5% sold production of construction (as in the previous year). Compared to the corresponding period of previous year, construction and assembly production was larger by 2.0%.

The increase in production in relation to the corresponding period of 2023 occurred in units dealing with construction of buildings (by 11.9%) and units dealing with civil engineering (by 5.7%), whereas an decrease in units dealing with specialised construction activities (by 16.3%).

Labour productivity measured by production per employed person in construction in July 2024 amounted to PLN 123.5 thousand and was by 2.2% higher than a month before and by 20.9% than in July 2023.

Trade

Retail sales in trade and non-trade enterprises in July 2024 (at current prices) were by 3.6% larger than in June 2024 and by 4.8% higher compared to July 2023.

Compared to June 2024, there was an increase in sales furniture, electronic goods and household equipment (by 7.6%), in the "other" group (by 6.8%), sales of food, beverages and tobacco (by 6.0%), sales of pharmaceuticals, cosmetics, orthopedic equipment (by 3.9%), sales of solid, liquid and gas fuels (by 3.4%), and sales of motor vehicles, motorcycles, parts (by 0.3%)

Whereas there was a decrease in other sales in non-specialised stores (by 12.3%), sales of textiles, clothing and footwear (by 0.3%) and sales of press, books, other retail sales in specialised stores (by 0.1%).

Compared to July 2023, an increase was recorded in sales of motor vehicles, motorcycles, parts (by 28.6%), sales of pharmaceuticals, cosmetics, orthopedic equipment (by 17.5%), other retail sales in non-specialised stores (by 12.2%), followed by sales in the "other" group (by 6.7%), sales of textiles, clothing and footwear (by 6.6%), sales of furniture, electronic goods and household equipment (by 3.8%) and sales of food, beverages and tobacco (by 2.1%).

However there was a decrease in sales of press, books, other retail sales in specialised stores (by 4.3%), and sales of solid, liquid and gas fuels (by 1.7%).

In January-July 2024, retail sales increased by 0.9% compared to the corresponding period of 2023.

Wholesale in trade enterprises in July 2024 (at current prices) was by 1.8% smaller as compared to the previous month and by 9.2% higher as compared to July 2023, and in wholesale enterprises it was lower by 3.6% and higher by 10.2%, respectively.

In January-July 2024, trade units achieved wholesale sales that were 5.0% higher than last year, while wholesale enterprises were 4.1% higher.

Industry

The sold production of industry in July 2024 amounted to (in current prices) PLN 14174.1 million and was (in constant prices) higher than in the corresponding month of 2023 by 13.8%. Compared to July 2023, there was an increase in sold production in manufacturing by 11.8%.

In January-July 2024, the sold production of industry amounted to PLN 101889.7 million (at current prices) and was (at constant prices) higher by 8.6% than that achieved in the same period of 2023. In manufacturing, an increase in production was recorded 7.4%.

Among the divisions classified as manufacturing, the increase in sales was recorded, among others, in: manufacture of computers, electronic and optical products (by 57.5%), manufacture of textile products (by 53.7%), manufacture of furniture (by 41.9%), manufacture of wearing apparel (by 19.8%), other manufacturing (by 15.0%), manufacture of other non-metallic mineral products (by 14.0%), manufacture of paper and paper products (by 13.3%), manufacture of rubber and plastics (by 8.9%), manufacture of machinery and equipment n.e.c. (by 7.3%), manufacture of food products (by 6.5%), manufacture of metal products (by 4.8%), manufacture of pharmaceutical products (by 3.9%), manufacture of products of wood, cork, straw and wicker (by 1.9%), manufacture of basic metals (by 1.7%), manufacture of chemicals and chemical products (by 1.6%), printing and reproduction of recorded media (by 1.4%).

The decrease in sales was recorded, among others, in: repair and installation of machinery and equipment (by 19.5%), manufacture of motor vehicles, trailers and semi-trailers (by 9.1%), manufacture of beverages (by 5.5%), manufacture of electrical equipment (by 4.5%).

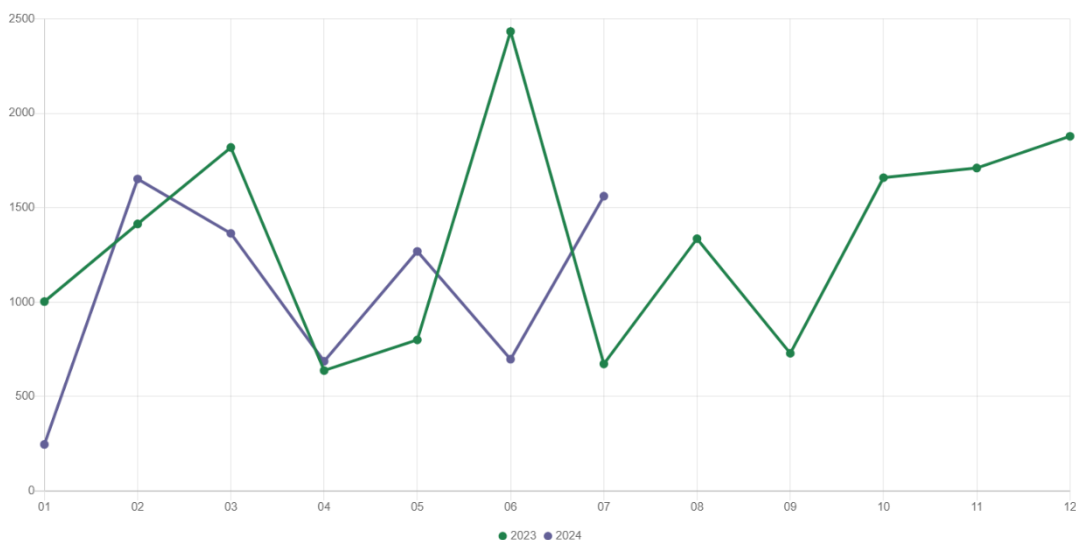
Labour productivity in industry measured by production per employed person, in January-July 2024 amounted to PLN 541.5 thousand (at current prices) and was – at constant prices – by 5.9% higher than in the previous year.

Residential construction

According to preliminary data, 1561 dwellings were completed in Warszawa in July 2024, i.e. by 131.9% more than in the previous year.

In January-July 2024, 7478 dwellings were completed (by 14.8% less than in the corresponding period of 2023), and 20672 dwellings in Mazowieckie Voivodship i.e. by 16.8% less than in January-July 2023. A decrease in the number of dwellings completed was recorded in construction for sale or rent from 8051 to 7038, i.e. by 12.6% less, in private construction from 377 to 368, i.e. by 2.4% less. Moreover, in the period January-July 2024, 72 dwellings were completed in municipal construction.

Chart 4. Dwellings completed



In January–July 2024, construction begun in 9492 dwellings (by 8.9% more than in the corresponding period of 2023), of which: 9261 in construction for sale or rent, 231 in private construction.

In January–July 2024, the number of dwellings for which permits have been granted or which have been registered with a construction project amounted to 13160 (by 68.0% more than in the corresponding period of 2023), of which 250 dwellings in buildings built by private investors.

The average useful floor area of a dwelling completed in January–July 2024, amounted to 65.9 m² and increased by 3.3 m². In private construction, the average useful floor area of dwellings amounted to 177.6 m² (by 6.1 m² more than in the corresponding period of 2023), in construction for sale or rent – 60.4 m² (by 2.3 m² more), and in municipal construction – 39.4 m².

Entities of the national economy

At the end of July 2024, there were 567158 entities of the national economy registered in the REGON register in Warszawa, which accounted for 54.8% of the total in Mazowieckie Voivodship. Compared with June 2024, the number of entities of the national economy increased by 2229 (i.e. by 0.4%), and compared to July 2023 increased by 26185 (i.e. by 4.8%).

As of the end of July this year, there were 256006 legal persons and organisational units without legal personality registered in the REGON register, of which 183724 commercial companies. The number of these entities increased compared to the previous month by 0.4% and 0.5%, and on an annual basis by 5.0% and 6.0%, respectively.

The number of registered natural persons conducting economic activity as of the end of July 2024 amounted to 311152 and compared to June 2024 it was higher by 0.4%, and compared to the corresponding period of the previous year increased by 4.7%.

In Warszawa, in July 2024, the most numerous were entities dealing with: professional, scientific and technical activities (19.3% of total registered units), trade; repair of motor vehicles (16.7%), as well as information and communication (12.8%).

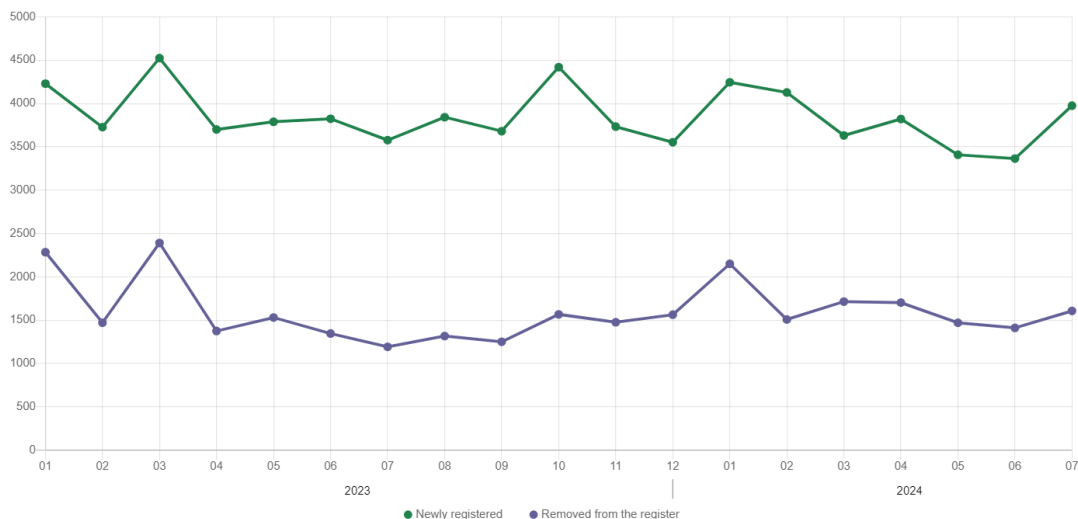
Compared to June 2024, the number of entities increased, among others, in the sections: agriculture, forestry and fishing (by 2.1%), activities of extraterritorial organisations and bodies (by 1.9%), water supply; sewerage, waste management and remediation activities (by 1.3%), arts, entertainment and recreation (by 0.9%), mining and quarrying (by 0.8%), electricity, gas, steam and air conditioning supply and administrative and support service activities as well as information and communication (by 0.6% each), accommodation and catering, other service activities and construction (by 0.5% each).

Compared to July 2023, the largest increase in the number of entities was recorded, among others, in the sections: agriculture, forestry and fishing (by 9.2%), information and communication (by 8.6%), electricity, gas, steam and air conditioning supply (by 8.2%), administrative and support service activities (by 7.2%), human health and social welfare (by 6.8%), construction

(by 6.5%), public administration and defence; compulsory social security (by 5.4%) and accommodation and catering and education (by 5.1% each).

In July 2024, 3975 new entities were entered into the REGON register, i.e. by 18.1% more than in the previous month. The newly registered entities were dominated by natural persons conducting economic activity – 2395 (by 13.1% more than in June 2024). The number of newly registered commercial companies was larger compared to the previous month by 26.6%, including limited liability companies – larger by 28.1%.

Chart 5. Entities newly registered and removed from the register



In July 2024, 1607 entities were removed from the REGON register (compared to 1411 in the previous month), including 1157 natural persons conducting economic activity (by 34.2% more).

As of the end of June 2024, 70569 entities had suspended activity in the REGON register (by 3.0% more than a month before). The vast majority were natural persons conducting economic activity (84.7%).

When quoting Statistics Poland data, please provide the information: “Source of data: Statistics Poland”, and when publishing calculations made on data published by Statistics Poland, please include the following disclaimer: “Own study based on figures from Statistics Poland”.

Prepared by:
Statistical Office in Warszawa
Director Agnieszka Ajdyn
Phone: (+48 22) 464 23 15

Issued by:
Statistical Information Centre
Marcin Kałuski
Phone: (+48 22) 464 20 91

Press office

Phone: (+48 22) 464 20 91

e-mail: m.kaluski@stat.gov.pl

-  warszawa.stat.gov.pl/en/
-  [@Warszawa_STAT](https://twitter.com/Warszawa_STAT)
-  [@UrzadStatystycznywWarszawie](https://www.facebook.com/@UrzadStatystycznywWarszawie)
-  [gus_stat](https://www.instagram.com/gus_stat)
-  [glownyurządstatystycznygus](https://www.youtube.com/glownyurządstatystycznygus)
-  [glownyurządstatystyczny](https://www.linkedin.com/glownyurządstatystyczny)

Related information

[Communications and Announcements](#)

Data available in databases

[Local Data Bank → Labour market](#)

Terms used in official statistics

[Registered unemployed persons](#)

[Registered unemployment rate](#)

[Average paid employment](#)

[Average monthly gross wages and salaries](#)

[Dwellings completed](#)

Evaluate
the study

