

Statistics of Warszawa No. 6/2024

31 July 2024

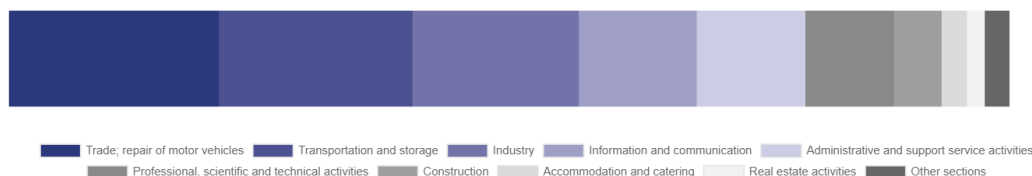
In June 2024, there was a slight decrease in the average employment and in the number of unemployed persons compared to the corresponding period of previous year. Both sold production of industry and construction and assembly production were higher than in June 2023. Compared to last year, both retail sales and wholesale were higher. June 2024 was characterised by a significantly smaller number of dwellings completed than a year earlier.

Average paid employment

Average paid employment in the enterprise sector in June 2024 amounted to 1126.1 thousand persons (converted into full-time equivalents) and was by 3.3 thousand persons, i.e. by 0.3% smaller than in May 2024, and by 4.5 thousand persons, i.e. by 0.4% smaller than in June 2023.

Compared to May 2024, a decrease in the average employment was recorded in the following sections: administrative and support service activities (by 0.5%), trade; repair of motor vehicles and information and communication (by 0.4% each), construction, real estate activities and industry (by 0.3% each), transportation and storage (by 0.2%), accommodation and catering (by 0.1%).

Chart 1. Structure of average paid employment by sections of PKD in June 2024



Compared to June 2023, a decrease in average employment was recorded in the following sections: administrative and support service activities (by 2.3%), construction (by 2.2%), transportation and storage (by 1.8%), trade; repair of motor vehicles (by 0.9%), industry (by 0.4%).

An increase in average employment occurred in the sections: real estate activities (by 14.6%), accommodation and catering (by 5.6%), professional, scientific and technical activities (by 0.6%), information and communication (by 0.5%).

Registered unemployment

At the end of June 2024, the number of registered unemployed persons amounted to 18,934 and was by 255 persons, i.e. by 1.3% smaller than at the end of May 2024 and by 25 persons, i.e. by 0.1% smaller than in the corresponding period of 2023.

The number of registered unemployed women amounted to 8,889, which accounted for 46.9% of the total unemployed (47.1% a month before and 48.0% a year before) and 16.8% of unemployed women in Mazowieckie Voivodship. As compared to May 2024, the number of unemployed women decreased by 155 persons, i.e. by 1.7% and compared to June 2023 decreased by 211 persons, i.e. by 2.3%.

The registered unemployment rate amounted to 1.4% (as in the previous month and in the previous year), in Mazowieckie Voivodship it was 4.1% (as a month before and a year before), while in the country at a level of 4.9% (5.0% a month and 5.1% a year before).

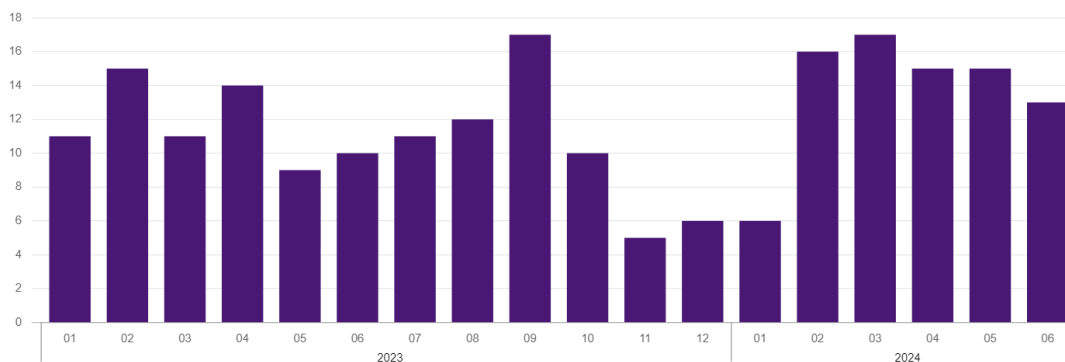
In June 2024, there were 2393 unemployed persons registered in labour offices (2289 in May 2024, and 2356 in June 2023). Registered unemployed persons accounted for 21.8% of the total registered unemployed in the Voivodship.

The number of persons registering for the first time amounted to 803 (763 a month before), which accounted for 33.6% of the total unemployed who registered in June 2024 and 27.7% of persons registering for the first time in the Voivodship. The share of persons terminated due to company reasons among unemployed persons registered in June 2024 amounted to 2.2% (3.7% in Mazowieckie Voivodship), 2.7% a month before and 2.4% a year before.

In June 2024, 2648 persons were removed from unemployment rolls (2455 in May 2024, and 3220 in June 2023), which accounted for 21.2% of unemployed persons removed from unemployment rolls in Mazowieckie Voivodship. Out of the unemployed removed from unemployment rolls, 1,404 persons took up work. Moreover, 711 persons lost their status of the unemployed as a result of not confirming their readiness to take up work. The reason for removing from the register was also starting training or traineeship, acquisition of retirement or pension rights, and others.

There were 16322 persons who were not entitled to the unemployment benefit, i.e. 86.2% of the total unemployed (16615 persons a year before, i.e. 87.6%), whereas 2612 unemployed persons were entitled to the unemployment benefit.

Chart 2. Number of unemployed persons per job offer (as of end of month)



In June 2024, there were 3242 job offers submitted to labour offices, which accounted for 18.8% of job offers in Mazowieckie Voivodship and at the end this month the labour offices had job offers for 1408 persons. At the end of June 2024, there were 13 persons per one job offer (15 a month before and 10 a year before), in Mazowieckie Voivodship 12 persons (as a month before and a year before) registered as unemployed.

Wages and salaries

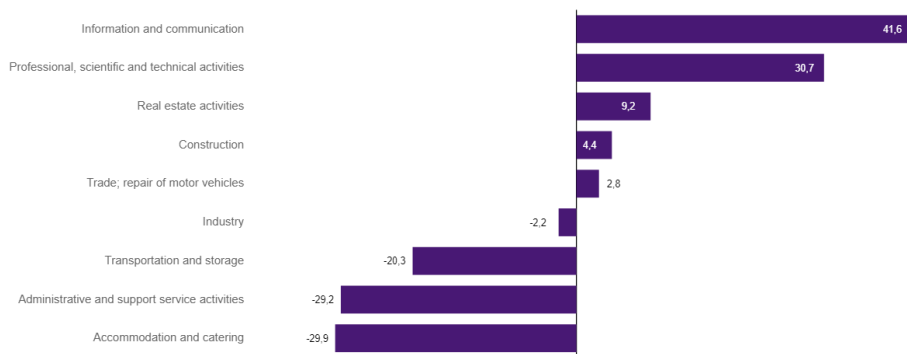
The average monthly gross wages and salaries in the enterprise sector in June 2024 amounted to PLN 9673.42 and were by 0.4% higher as compared to the previous month and by 9.5% higher than in the corresponding period of 2023.

Compared to May 2024, an increase in the average gross wages and salaries was recorded in the following sections: industry (by 5.8%), information and communication (by 1.1%), trade; repair of motor vehicles (by 0.8%), accommodation and catering (by 0.7%).

Whereas a decrease in the average gross wages and salaries in the sections: real estate activities (by 6.6%), construction (by 6.1%), administrative and support service activities (by 1.6%), professional, scientific and technical activities (by 1.3%), transportation and storage (by 1.0%).

Compared to June 2023, an increase in the average gross wages and salaries was recorded in the sections: construction (by 17.7%), trade; repair of motor vehicles (by 11.7%), administrative and support service activities (by 10.8%), accommodation and catering (by 10.2%), transportation and storage (by 9.3%), information and communication (by 8.5%), industry (by 6.6%), professional, scientific and technical activities (by 6.1%), real estate activities (by 4.7%).

Chart 3. Relative deviations (in %) of monthly gross wages and salaries in selected sections from average wages and salaries in enterprise sector in Warszawa in June 2024



Construction

Sold production of construction in June 2024 amounted (at current prices) to PLN 6430.3 million and compared to May 2024 was larger by 14.2%, and compared to the corresponding period of the previous year it increased by 4.5%.

In January-June 2024, sold production of construction reached the value of PLN 31480.9 million, i.e. by 4.8% smaller than in the corresponding period of 2023.

Construction and assembly production in June 2024 amounted to PLN 1407.2 million (at current prices) and accounted for 21.9% of sold production of construction. Compared to the previous month, construction and assembly production increased by 3.7%, and compared to June 2023 it was larger by 2.3%.

In January-June 2024, construction and assembly production was estimated at PLN 7074.7 million and accounted for 22.5% sold production of construction (21.5% in the previous year). Compared to the corresponding period of previous year, construction and assembly production was smaller by 0.4%.

The decrease in production in relation to the corresponding period of 2023 occurred in units dealing with specialised construction activities (by 19.6%), whereas an increase in units dealing with construction of buildings (by 7.4%), and dealing with civil engineering (by 4.5%).

Labour productivity measured by production per employed person in construction in June 2024 amounted to PLN 120.9 thousand and was by 14.6% higher than a month before and by 6.9% higher than in June 2023.

Trade

Retail sales in trade and non-trade enterprises in June 2024 (at current prices) were by 0.1% smaller than in May 2024 and by 0.01% higher compared to June 2023.

Compared to May 2024, there was a decrease in sales of pharmaceuticals, cosmetics, orthopedic equipment (by 3.3%), sales of press, books, other retail sales in specialised stores (by 2.4%), sales of furniture, electronic goods and household equipment (by 1.2%), other retail sales in non-specialised stores (by 1.1%) and sales of solid, liquid and gas fuels (by 0.3%).

Whereas there was an increase in sales of motor vehicles, motorcycles, parts (by 6.7%), sales of textiles, clothing and footwear (by 2.7%), sales in the "other" group (by 1.4%) and sales of food, beverages and tobacco (by 1.0%).

Compared to June 2023, an increase was recorded in sales of motor vehicles, motorcycles, parts (by 21.7%), sales of pharmaceuticals, cosmetics, orthopedic equipment (by 8.2%), sales in the "other" group (by 2.2%), and sales of furniture, electronic goods and household equipment (by 0.6%).

However there was a decrease in sales of textiles, clothing and footwear (by 6.3%), sales of press, books, other retail sales in specialised stores (by 3.5%), other retail sales in non-specialised stores (by 2.1%), sales of solid, liquid and gas fuels (by 1.8%), and sales of food, beverages and tobacco (by 1.5%).

In January-June 2024, retail sales increased by 0.3% compared to the corresponding period of 2023.

Wholesale in trade enterprises in June 2024 (at current prices) was by 5.5% larger as compared to the previous month and by 2.7% higher as compared to June 2023, and in wholesale enterprises it was higher by 6.1% and higher by 3.3%, respectively.

In January-June 2024, trade units achieved wholesale sales that were 3.4% higher than last year, while wholesale enterprises were 2.6% higher.

Industry

The sold production of industry in June 2024 amounted to (in current prices) PLN 14260.9 million and was (in constant prices) higher than in the corresponding month of 2023 by 7.9%. Compared to June 2023, there was an increase in sold production in manufacturing by 7.3%.

In January-June 2024, the sold production of industry amounted to PLN 87256.4 million (at current prices) and was (at constant prices) higher by 7.6% than that achieved in the same period of 2023. In manufacturing, an increase in production was recorded 6.6%.

Among the divisions classified as manufacturing, the increase in sales was recorded, among others, in: manufacture of furniture (by 61.7%), manufacture of computers, electronic and optical products (by 51.9%), manufacture of textile products (by 38.8%), manufacture of products of wood, cork, straw and wicker (by 26.8%), manufacture of wearing apparel (by 16.3%), manufacture of paper and paper products (by 16.1%), manufacture of other non-metallic mineral products (by 13.8%), other manufacturing (by 10.9%), manufacture of rubber and plastics (by 7.6%), manufacture of food products (by 6.0%), manufacture of metal products and printing and reproduction of recorded media (by 4.3% each), manufacture of machinery and equipment n.e.c. (by 3.5%), manufacture of pharmaceutical products (by 2.3%), manufacture of chemicals and chemical products (by 0.4%).

The decrease in sales was recorded, among others, in: repair and installation of machinery and equipment (by 15.7%), manufacture of motor vehicles, trailers and semi-trailers (by 11.7%), manufacture of beverages (by 6.7%), manufacture of electrical equipment (by 5.9%), manufacture of basic metals (by 1.2%).

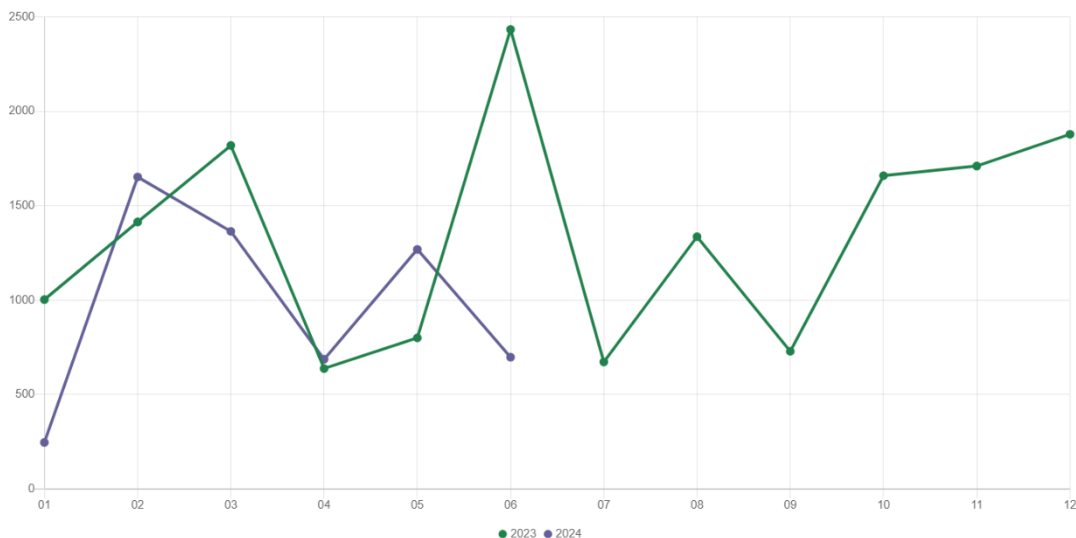
Labour productivity in industry measured by production per employed person, in January-June 2024 amounted to PLN 465.9 thousand (at current prices) and was – at constant prices – by 5.4% higher than in the previous year.

Residential construction

According to preliminary data, 698 dwellings were completed in Warszawa in June 2024, i.e. by 71.3% less than in the previous year.

In January-June 2024, 5917 dwellings were completed (by 27.0% less than in the corresponding period of 2023), and 17269 dwellings in Mazowieckie Voivodship i.e. by 21.8% less than in January-June 2023. A decrease in the number of dwellings completed was recorded in construction for sale or rent from 7397 to 5529, i.e. by 25.3% less, in private construction from 358 to 316, i.e. by 11.7% less. Moreover, in the period January-June 2024, 72 dwellings were completed in municipal construction.

Chart 4. Dwellings completed



In January–June 2024, construction begun in 8449 dwellings (by 9.0% more than in the corresponding period of 2023), of which: 8251 in construction for sale or rent, 198 in private construction.

In January–June 2024, the number of dwellings for which permits have been granted or which have been registered with a construction project amounted to 11584 (by 75.1% more than in the corresponding period of 2023), of which 216 dwellings in buildings built by private investors.

The average useful floor area of a dwelling completed in January–June 2024, amounted to 65.9 m² and increased by 2.9 m². In private construction, the average useful floor area of dwellings amounted to 172.6 m² (by 3.0 m² more than in the corresponding period of 2023), in construction for sale or rent – 60.1 m² (by 1.5 m² more), and in municipal construction – 39.4 m².

Entities of the national economy

At the end of June 2024, there were 564929 entities of the national economy registered in the REGON register in Warszawa, which accounted for 54.7% of the total in Mazowieckie Voivodship. Compared with May 2024, the number of entities of the national economy increased by 1838 (i.e. by 0.3%), and compared to June 2023 increased by 26251 (i.e. by 4.9%).

As of the end of June this year, there were 254870 legal persons and organisational units without legal personality registered in the REGON register, of which 182785 commercial companies. The number of these entities increased compared to the previous month by 0.3% each and on an annual basis by 4.9% and 6.0%, respectively.

The number of registered natural persons conducting economic activity as of the end of June 2024 amounted to 310059 and compared to May 2024 it was higher by 0.4%, and compared to the corresponding period of the previous year increased by 4.8%.

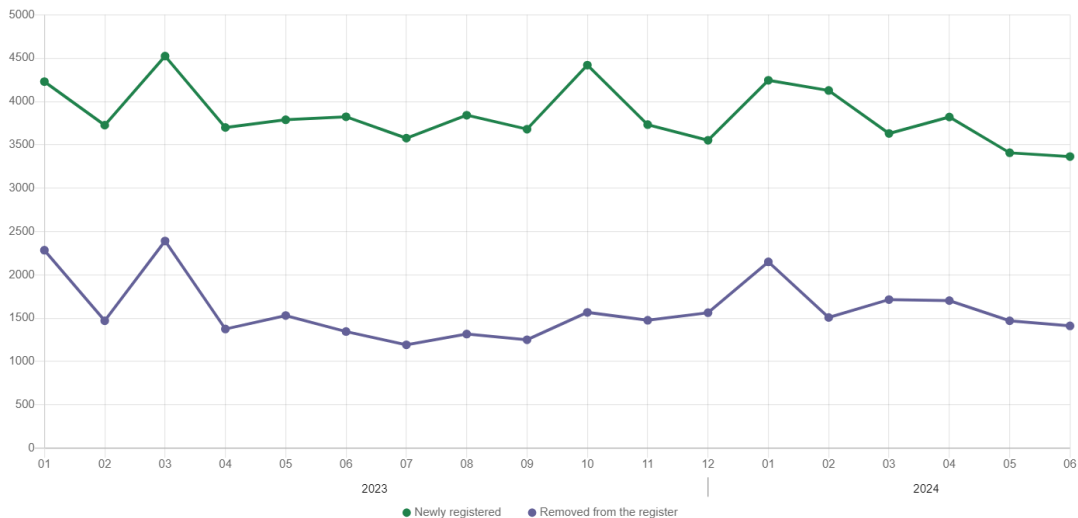
In Warszawa, in June 2024, the most numerous were entities dealing with: professional, scientific and technical activities (19.3% of total registered units), trade; repair of motor vehicles (16.8%), as well as information and communication (12.8%).

Compared to May 2024, the number of entities increased, among others, in the sections: agriculture, forestry and fishing (by 2.1%), accommodation and catering (by 0.6%), financial and insurance activities, construction, information and communication (by 0.5% each), public administration and defence; compulsory social security, arts, entertainment and recreation, human health and social welfare, administrative and support service activities (by 0.4% each).

In comparison with June 2023, the largest increase in the number of entities was recorded, among others, in the sections: information and communication (by 8.9%), electricity, gas, steam and air conditioning supply (by 8.5%), agriculture, forestry and fishing (by 8.0%), administrative and support service activities (by 7.2%), human health and social welfare (by 6.8%), construction (by 6.5%), public administration and defence; compulsory social security (by 5.4%), education (by 5.1%), accommodation and catering (by 5.0%).

In June 2024, 3365 new entities were entered into the REGON register, i.e. by 1.3% less than in the previous month. The newly registered entities were dominated by natural persons conducting economic activity – 2117 (by 3.7% less than in May 2024). The number of newly registered commercial companies was larger compared to the previous month by 2.5%, including limited liability companies – larger by 2.6%.

Chart 5. Entities newly registered and removed from the register



In June 2024, 1411 entities were removed from the REGON register (compared to 1470 in the previous month), including 862 natural persons conducting economic activity (by 20.9% less).

As of the end of June 2024, 68509 entities had suspended activity in the REGON register (by 1.2% more than a month before). The vast majority were natural persons conducting economic activity (84.4%).

When quoting Statistics Poland data, please provide the information: “Source of data: Statistics Poland”, and when publishing calculations made on data published by Statistics Poland, please include the following disclaimer: “Own study based on figures from Statistics Poland”.

Prepared by:
Statistical Office in Warszawa
Director Agnieszka Ajdyn
Phone: (+48 22) 464 23 15

Issued by:
Statistical Information Centre
Marcin Kałuski
Phone: (+48 22) 464 20 91

Press office

Phone: (+48 22) 464 20 91

e-mail: m.kaluski@stat.gov.pl

-  warszawa.stat.gov.pl/en/
-  [@Warszawa_STAT](https://twitter.com/Warszawa_STAT)
-  [@UrzadStatystycznywWarszawie](https://www.facebook.com/@UrzadStatystycznywWarszawie)
-  [gus_stat](https://www.instagram.com/gus_stat)
-  [glownyurządstatystycznygus](https://www.youtube.com/glownyurządstatystycznygus)
-  [glownyurządstatystyczny](https://www.linkedin.com/glownyurządstatystyczny)

Related information

[Communications and Announcements](#)

Data available in databases

[Local Data Bank → Labour market](#)

Terms used in official statistics

[Registered unemployed persons](#)

[Registered unemployment rate](#)

[Average paid employment](#)

[Average monthly gross wages and salaries](#)

[Dwellings completed](#)

Evaluate
the study

