

Statistics of Warszawa No. 5/2024

1 July 2024

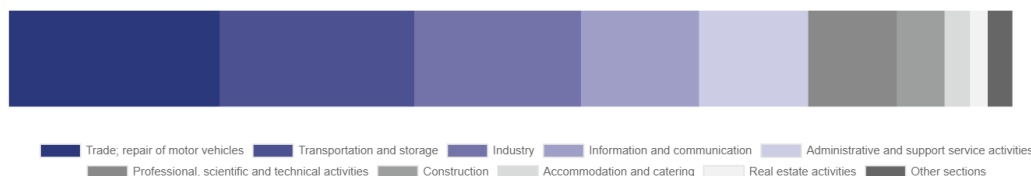
In May 2024, there was a decrease in the average employment and in the number of unemployed persons compared to the corresponding period of previous year. Both sold production of industry and construction and assembly production were higher than in May 2023. Compared to last year, both retail sales and wholesale were higher. May 2024 was characterised by a higher number of dwellings completed than a year earlier.

Average paid employment

Average paid employment in the enterprise sector in May 2024 amounted to 1,129.3 thousand persons (converted into full-time equivalents) and was by 2.3 thousand persons, i.e. by 0.2% smaller than in April 2024, and by 2.3 thousand persons, i.e. by 0.2% smaller than in May 2023.

Compared to April 2024, a decrease in the average employment was recorded in the following sections: real estate activities (by 0.8%), administrative and support service activities (by 0.4%), professional, scientific and technical activities, information and communication as well as transportation and storage (by 0.3% each), trade; repair of motor vehicles and industry (by 0.1% each).

Chart 1. Structure of average paid employment by sections of PKD in May 2024



However, an increase in average employment occurred in the section of accommodation and catering (by 0.8%).

Compared to May 2023, a decrease in average employment was recorded in the following sections: administrative and support service activities (by 2.3%), construction (by 1.8%), transportation and storage (by 1.5%), trade; repair of motor vehicles and industry (by 0.4%), industry (by 0.1%).

An increase in average employment occurred in the sections: real estate activities (by 15.2%), accommodation and catering (by 3.8%), professional, scientific and technical activities and information and communication (by 0.5% each).

Registered unemployment

At the end of May 2024, the number of registered unemployed persons amounted to 19,189 and was by 166 persons, i.e. by 0.9% smaller than at the end of April 2024 and by 634 persons, i.e. by 3.2% smaller than in the corresponding period of 2023.

The number of registered unemployed women amounted to 9,044, which accounted for 47.1% of the total unemployed (47.2% a month before and 48.1% a year before) and 16.9% of unemployed women in Mazowieckie Voivodship. As compared to April 2024, the number of unemployed women decreased by 93 persons, i.e. by 1.0% and compared to May 2023 decreased by 496 persons, i.e. by 5.2%.

The registered unemployment rate amounted to 1.4% (as in the previous month and 1.5% in the previous year), in Mazowieckie Voivodship it was 4.1% (as a month before and 4.2% a year before), while in the country at a level of 5.0% (5.1% a month and 5.1% a year before).

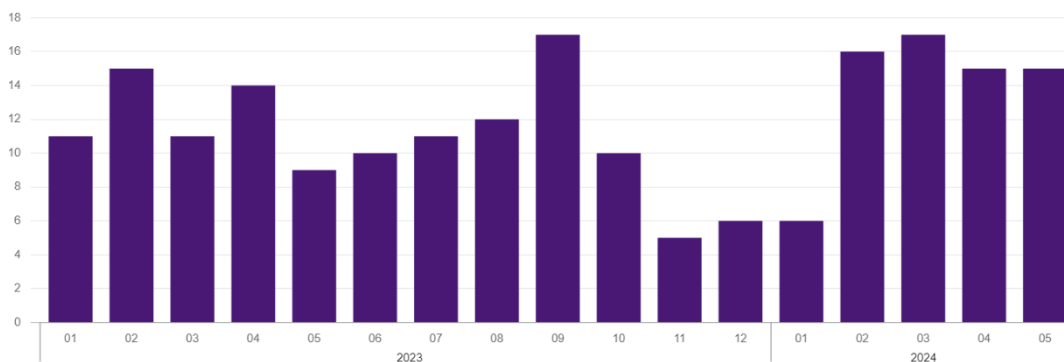
In May 2024, there were 2,289 unemployed persons registered in labour offices (2,502 in April 2024, and 2,451 in May 2023). Registered unemployed persons accounted for 20.8% of the total registered unemployed in the Voivodship.

The number of persons registering for the first time amounted to 763 (878 a month before), which accounted for 33.3% of the total unemployed who registered in May 2024 and 27.1% of persons registering for the first time in the Voivodship. The share of persons terminated due to company reasons among unemployed persons registered in May 2024 amounted to 2.7% (3.8% in Mazowieckie Voivodship), 2.0% a month before and 1.9% a year before.

In May 2024, 2,455 persons were removed from unemployment rolls (2,781 in April 2024, and 3,025 in May 2023), which accounted for 19.1% of unemployed persons removed from unemployment rolls in Mazowieckie Voivodship. Out of the unemployed removed from unemployment rolls, 1,064 persons took up work. Moreover, 931 persons lost their status of the unemployed as a result of not confirming their readiness to take up work. The reason for removing from the register was also starting training or traineeship, acquisition of retirement or pension rights, and others.

There were 16,575 persons who were not entitled to the unemployment benefit, i.e. 86.4% of the total unemployed (17,448 persons a year before, i.e. 88.0%), whereas 2,614 unemployed persons were entitled to the unemployment benefit.

Chart 2. Number of unemployed persons per job offer (as of end of month)



In May 2024, there were 2,543 job offers submitted to labour offices, which accounted for 15.3% of job offers in Mazowieckie Voivodship and at the end this month the labour offices had job offers for 1,255 persons. At the end of May 2024, there were 15 persons per one job offer (as a month before and 9 a year before), in Mazowieckie Voivodship 12 persons (15 a month before and 13 a year before) registered as unemployed.

Wages and salaries

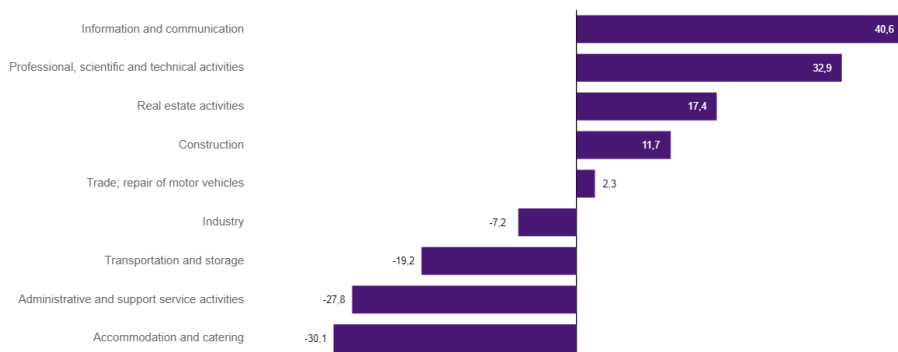
The average monthly gross wages and salaries in the enterprise sector in May 2024 amounted to PLN 9,637.25 and were by 4.1% lower as compared to the previous month and by 10.6% higher than in the corresponding period of 2023.

Compared to April 2024, a decrease in the average gross wages and salaries was recorded in the following sections: construction (by 13.2%), information and communication (by 5.7%), industry (by 5.1%), trade; repair of motor vehicles (by 4.7%), professional, scientific and technical activities (by 4.3%), accommodation and catering (by 0.6%), administrative and support service activities (by 0.5%).

Whereas an increase in the average gross wages and salaries in the section of real estate activities (by 3.6%) and transportation and storage (by 0.9%).

Compared to May 2023, an increase in the average gross wages and salaries was recorded in the sections: construction (by 19.1%), administrative and support service activities (by 14.3%), real estate activities (by 13.9%), trade; repair of motor vehicles (by 12.4%), transportation and storage (by 11.0%), industry (by 10.9%), accommodation and catering (by 8.6%), professional, scientific and technical activities (by 7.8%), information and communication (by 3.8%).

Chart 3. Relative deviations (in %) of monthly gross wages and salaries in selected sections from average wages and salaries in enterprise sector in Warszawa in May 2024



Construction

Sold production of construction in May 2024 amounted (at current prices) to PLN 5,628.9 million and compared to April 2024 was larger by 10.8%, and compared to the corresponding period of the previous year it increased by 3.8%.

In January-May 2024, sold production of construction reached the value of PLN 25,390.9 million, i.e. by 4.3% smaller than in the corresponding period of 2023.

Construction and assembly production in May 2024 amounted to PLN 1,357.4 million (at current prices) and accounted for 24.1% of sold production of construction. Compared to the previous month, construction and assembly production increased by 1.9%, and compared to May 2023 it was larger by 6.3%.

In January-May 2024, construction and assembly production was estimated at PLN 5,683.2 million and accounted for 22.4% sold production of construction (21.5% in the previous year). Compared to the corresponding period of previous year, construction and assembly production was smaller by 0.2%.

The decrease in production in relation to the corresponding period of 2023 occurred in units dealing with specialised construction activities (by 17.3%), whereas and increase in units dealing with construction of buildings (by 7.3%), and dealing with civil engineering (by 3.6%).

Labour productivity measured by production per employed person in construction in May 2024 amounted to PLN 105.5 thousand and was by 10.8% higher than a month before and by 5.7% higher than in May 2023.

Trade

Retail sales in trade and non-trade enterprises in May 2024 (at current prices) were by 2.6% smaller than in April 2024 and by 2.0% higher compared to May 2023.

Compared to April 2024, there was a decrease in sales of furniture, electronic goods and household equipment (by 7.8%), sales of textiles, clothing and footwear (by 5.4%), sales of motor vehicles, motorcycles, parts (by 3.9%), other retail sales in non-specialised stores (by 2.4%), and sales of solid, liquid and gas fuels (by 2.1%).

Whereas there was an increase in sales of food, beverages and tobacco (by 1.7%), sales of press, books, other retail sales in specialised stores (by 1.6%) and sales of pharmaceuticals, cosmetics and orthopedic equipment (by 0.7%).

Compared to May 2023, an increase was recorded in sales of motor vehicles, motorcycles, parts (by 17.2%), sales of pharmaceuticals, cosmetics, orthopedic equipment (by 15.0%), other retail sales in non-specialised stores (by 11.0%), and sales of textiles, clothing and footwear (by 7.9%), sales in the "other" group (by 3.5%) and sales of food, beverages and tobacco (by 0.8%).

However there was a decrease in sales of solid, liquid and gas fuels (by 5.1%), sales of furniture, electronic goods and household equipment (by 1.6%), sales of press, books, other retail sales in specialised stores (by 1.3%).

In January-May 2024, retail sales increased by 0.5% compared to the corresponding period of 2023.

Wholesale in trade enterprises in May 2024 (at current prices) was by 6.8% smaller as compared to the previous month and by 0.8% higher as compared to May 2023, and in wholesale enterprises it was lower by 4.4% and higher by 0.8%, respectively.

In January-May 2024, trade units achieved wholesale sales that were 3.0% higher than last year, while wholesale enterprises were 1.8% higher.

Industry

The sold production of industry in May 2024 amounted to (in current prices) PLN 13,649.5 million and was (in constant prices) higher than in the corresponding month of 2023 by 7.0%. Compared to May 2023, there was an increase in sold production in manufacturing by 6.4%.

In January-May 2024, the sold production of industry amounted to PLN 72,827.0 million (at current prices) and was (at constant prices) higher by 7.5% than that achieved in the same period of 2023. In manufacturing, an increase in production was recorded 6.6%.

Among the divisions classified as manufacturing, the increase in sales was recorded, among others, in: manufacture of furniture (by 63.4%), manufacture of computers, electronic and optical products (by 47.5%), manufacture of textile products (by 47.0%), manufacture of products of wood, cork, straw and wicker (by 26.8%), other manufacturing (by 21.2%), manufacture of paper and paper products (by 20.1%), manufacture of other non-metallic mineral products (by 12.5%), manufacture of rubber and plastics (by 8.8%), manufacture of wearing apparel (by 5.8%), manufacture of metal products (by 5.4%), manufacture of food products (by 5.3%), printing and reproduction of recorded media (by 2.2%), manufacture of machinery and equipment n.e.c. (by 0.5%).

The decrease in sales was recorded, among others, in: repair and installation of machinery and equipment (by 13.3%), manufacture of motor vehicles, trailers and semi-trailers (by 10.0%), manufacture of beverages (by 8.0%), manufacture of electrical equipment (by 6.3%), manufacture of basic metals (by 2.3%), manufacture of chemicals and chemical products (by 1.5%), manufacture of pharmaceutical products (by 0.1%).

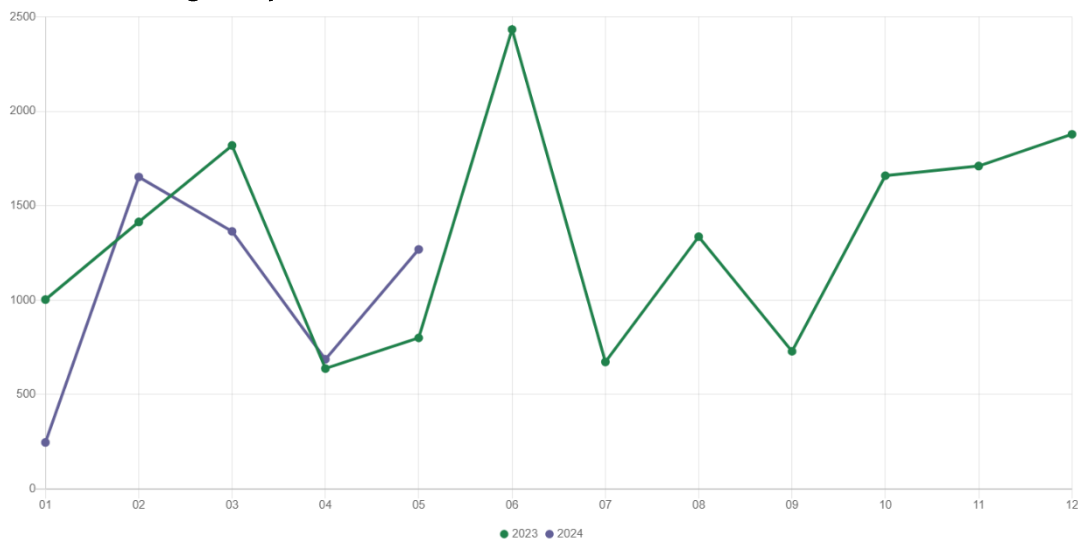
Labour productivity in industry measured by production per employed person, in January-May 2024 amounted to PLN 387.9 thousand (at current prices) and was – at constant prices – by 5.0% higher than in the previous year.

Residential construction

According to preliminary data, 1269 dwellings were completed in Warszawa in May 2024, i.e. by 58.6% more than in the previous year.

In January-May 2024, 5,219 dwellings were completed (by 8.0% less than in the corresponding period of 2023), and 14,325 dwellings in Mazowieckie Voivodship i.e. by 19.0% less than in January-May 2023. A decrease in the number of dwellings completed was recorded in private construction from 286 to 251, i.e. by 12.2% less, in construction for sale or rent from 5,036 to 4,896, i.e. by 0.6% less. Moreover, in the period January-May 2024, 72 dwellings were completed in municipal construction.

Chart 4. Dwellings completed



In January–May 2024, construction begun in 6,410 dwellings (by 1.4% less than in the corresponding period of 2023), of which: 6,272 in construction for sale or rent, 138 in private construction.

In January–May 2024, the number of dwellings for which permits have been granted or which have been registered with a construction project amounted to 9,931 (by 98.0% more than in the corresponding period of 2023), of which 164 dwellings in buildings built by private investors.

The average useful floor area of a dwelling completed in January–May 2024, amounted to 63.8 m² and decreased by 1.4 m². In private construction, the average useful floor area of dwellings amounted to 175.0 m² (by 2.2 m² fewer than in the corresponding period of 2023), in construction for sale or rent – 58.4 m² (by 1.6 m² fewer), and in municipal construction – 39.4 m².

Entities of the national economy

At the end of May 2024, there were 563,091 entities of the national economy registered in the REGON register in Warszawa, which accounted for 54.7% of the total in Mazowieckie Voivodship. Compared with April 2024, the number of entities of the national economy increased by 1,742 (i.e. by 0.3%), and compared to May 2023 increased by 26,884 (i.e. by 5.0%).

As of the end of May this year, there were 254,198 legal persons and organisational units without legal personality registered in the REGON register, of which 182,227 commercial companies. The number of these entities increased compared to the previous month by 0.3% and 0.4%, respectively, and on an annual basis by 5.1% and 6.2%, respectively.

The number of registered natural persons conducting economic activity as of the end of May 2024 amounted to 308,893 and compared to April 2024 it was higher by 0.3%, and compared to the corresponding period of the previous year increased by 5.0%.

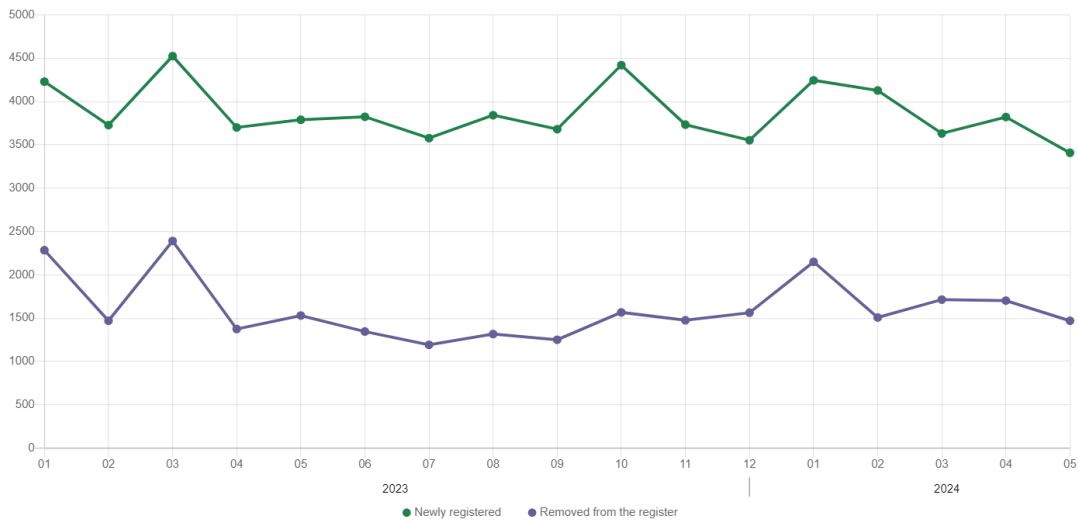
In Warszawa, in May 2024, the most numerous were entities dealing with: professional, scientific and technical activities (19.3% of total registered units), trade; repair of motor vehicles (16.8%), as well as information and communication (12.8%).

Compared to April 2024, the number of entities increased, among others, in the sections: accommodation and catering (by 0.7%), activities of extraterritorial organisations and bodies as well as electricity, gas, steam and air conditioning supply (by 0.6% each), agriculture, forestry and fishing, human health and social welfare as well as information and communication (by 0.5% each). However there was a decrease in the number of entities in the section of mining and quarrying (by 0.3%).

In comparison with May 2023, the largest increase in the number of entities was recorded, among others, in the sections: information and communication (by 9.4%), electricity, gas, steam and air conditioning supply (by 9.3%), agriculture, forestry and fishing (by 8.7%), administrative and support service activities (by 7.3%), human health and social welfare (by 6.7%), construction (by 6.6%).

In May 2024, 3,408 new entities were entered into the REGON register, i.e. by 10.8% less than in the previous month. The newly registered entities were dominated by natural persons conducting economic activity – 2,198 (by 5.5% less than in April 2024). The number of newly registered commercial companies was smaller compared to the previous month by 19.7%, including limited liability companies – smaller by 19.8%.

Chart 5. Entities newly registered and removed from the register



In May 2024, 1,470 entities were removed from the REGON register (compared to 1,703 in the previous month), including 1,090 natural persons conducting economic activity (by 10.4% less).

As of the end of May 2024, 67,691 entities had suspended activity in the REGON register (by 0.9% more than a month before). The vast majority were natural persons conducting economic activity (84.3%).

When quoting Statistics Poland data, please provide the information: “Source of data: Statistics Poland”, and when publishing calculations made on data published by Statistics Poland, please include the following disclaimer: “Own study based on figures from Statistics Poland”.

Prepared by:
Statistical Office in Warszawa
Director Agnieszka Ajdyn
Phone: (+48 22) 464 23 15

Issued by:
Statistical Information Centre
Marcin Kałuski
Phone: (+48 22) 464 20 91

Press office

Phone: (+48 22) 464 20 91

e-mail: m.kaluski@stat.gov.pl

-  warszawa.stat.gov.pl/en/
-  [@Warszawa_STAT](https://twitter.com/Warszawa_STAT)
-  [@UrzadStatystycznywWarszawie](https://www.facebook.com/@UrzadStatystycznywWarszawie)
-  [gus_stat](https://www.instagram.com/gus_stat)
-  [glownyurządstatystycznygus](https://www.youtube.com/glownyurządstatystycznygus)
-  [glownyurządstatystyczny](https://www.linkedin.com/glownyurządstatystyczny)

Related information

[Communications and Announcements](#)

Data available in databases

[Local Data Bank → Labour market](#)

Terms used in official statistics

[Registered unemployed persons](#)

[Registered unemployment rate](#)

[Average paid employment](#)

[Average monthly gross wages and salaries](#)

[Dwellings completed](#)

Evaluate
the study

