

# Statistics of Warszawa No. 4/2024

29 May 2024

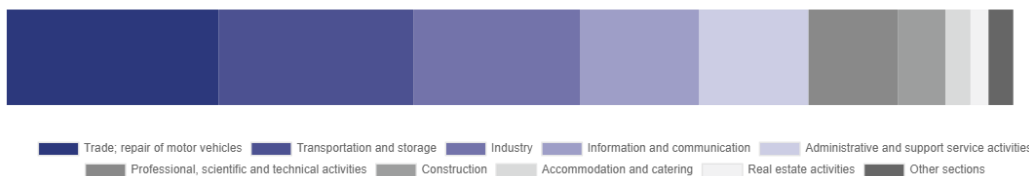
In April 2024, there was a decrease in the average employment and in the number of unemployed persons compared to the corresponding period of previous year. Sold production of industry and construction and assembly production were higher than in April 2023. Compared to last year, both retail sales and wholesale were higher. April 2024 was characterised by a higher number of dwellings completed than a year earlier.

## Average paid employment

Average paid employment in the enterprise sector in April 2024 amounted to 1,131.7 thousand persons (converted into full-time equivalents) and was by 4.0 thousand persons, i.e. by 0.3% smaller than in March 2024, and by 1.5 thousand persons, i.e. by 0.1% smaller than in April 2023.

Compared to March 2024, a decrease in the average employment was recorded in the following sections: trade; repair of motor vehicles (by 0.8%), administrative and support service activities (by 0.7%), construction (by 0.6%), transportation and storage (by 0.5%), information and communication and industry (by 0.1% each).

**Chart 1. Structure of average paid employment by sections of PKD in April 2024**



However, an increase in average employment occurred in the sections: accommodation and catering (by 0.9%) and real estate activities (by 0.6%).

Compared to April 2023, a decrease in average employment was recorded in the following sections: administrative and support service activities (by 1.8%), construction (by 1.4%), transportation and storage (by 1.3%), trade; repair of motor vehicles and industry (by 0.6%), industry (by 0.2%).

An increase in average employment occurred in the sections: real estate activities (by 16.1%), accommodation and catering (by 3.1%), information and communication (by 0.8%), professional, scientific and technical activities (by 0.2%).

## Registered unemployment

At the end of April 2024, the number of registered unemployed persons amounted to 19,355 and was by 279 persons, i.e. by 1.4% smaller than at the end of March 2024 and by 1,042 persons, i.e. by 5.1% smaller than in the corresponding period of 2023.

The number of registered unemployed women amounted to 9,137, which accounted for 47.2% of the total unemployed (as a month before and 48.0% a year before) and 16.8% of unemployed women in Mazowieckie Voivodship. As compared to March 2024, the number of unemployed women decreased by 128 persons, i.e. by 1.4% and compared to April 2023 decreased by 657 persons, i.e. by 6.7%.

The registered unemployment rate amounted to 1.4% (1.5% in the previous month, and in the previous year), in Mazowieckie Voivodship it was 4.1% (4.2% a month before, and 4.3% a year before), while in the country at a level of 5.1% (5.3% a month and a year before).

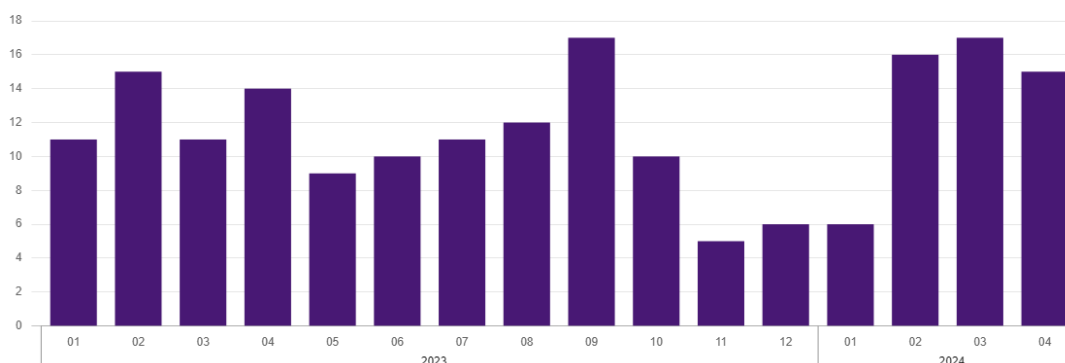
In April 2024, there were 2,502 unemployed persons registered in labour offices (2,849 in March 2024, and 2,162 in April 2023). Registered unemployed persons accounted for 21.5% of the total registered unemployed in the Voivodship.

The number of persons registering for the first time amounted to 878 (1,068 a month before), which accounted for 35.1% of the total unemployed who registered in April 2024 and 31.8% of persons registering for the first time in the Voivodship. The share of persons terminated due to company reasons among unemployed persons registered in April 2024 amounted to 2.0% (3.2% in Mazowieckie Voivodship), 1.4% a month before and 2.3% a year before.

In April 2024, 2,781 persons were removed from unemployment rolls (2,484 in March 2024, and 2,654 in April 2023), which accounted for 19.1% of unemployed persons removed from unemployment rolls in Mazowieckie Voivodship. Out of the unemployed removed from unemployment rolls, 1,307 persons took up work. Moreover, 924 persons lost their status of the unemployed as a result of not confirming their readiness to take up work. The reason for removing from the register was also starting training or traineeship, acquisition of retirement or pension rights, and others.

There were 16,800 persons who were not entitled to the unemployment benefit, i.e. 86.8% of the total unemployed (18,007 persons a year before, i.e. 88.3%), whereas 2,555 unemployed persons were entitled to the unemployment benefit.

**Chart 2. Number of unemployed persons per job offer (as of end of month)**



In April 2024, there were 3,454 job offers submitted to labour offices, which accounted for 21.0% of job offers in Mazowieckie Voivodship and at the end this month the labour offices had job offers for 1,321 persons. At the end of April 2024, there were 15 persons per one job offer (17 a month before and 14 a year before), in Mazowieckie Voivodship 15 persons (19 a month before and 20 a year before) registered as unemployed.

### Wages and salaries

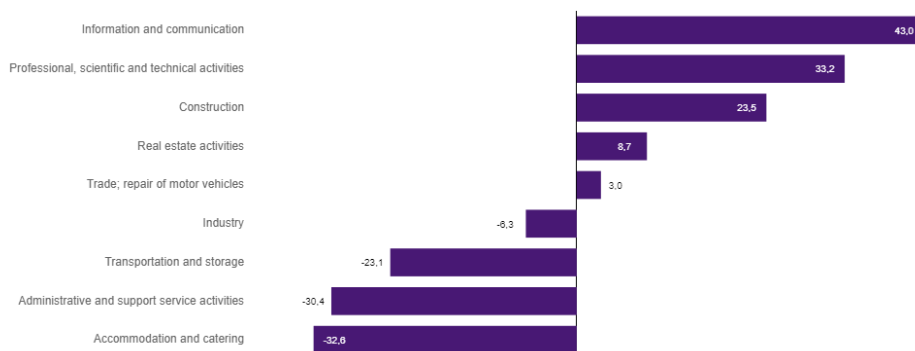
The average monthly gross wages and salaries in the enterprise sector in April 2024 amounted to PLN 10,044.91 and were by 5.5% lower as compared to the previous month and by 9.5% higher than in the corresponding period of 2023.

Compared to March 2024, a decrease in the average gross wages and salaries was recorded in the following sections: professional, scientific and technical activities (by 13.7%), accommodation and catering (by 10.0%), trade; repair of motor vehicles (by 8.8%), information and communication (by 6.9%), administrative and support service activities (by 6.1%), industry (by 5.3%).

Whereas an increase in the average gross wages and salaries in the section of construction (o 17.9%).

Compared to April 2023, an increase in the average gross wages and salaries was recorded in the sections: construction (by 15.6%), administrative and support service activities (by 11.4%), trade; repair of motor vehicles (by 11.3%), real estate activities (by 10.7%), transportation and storage (by 10.1%), accommodation and catering (by 8.8%), professional, scientific and technical activities (by 8.7%), information and communication and industry (by 6.8% each).

**Chart 3. Relative deviations (in %) of monthly gross wages and salaries in selected sections from average wages and salaries in enterprise sector in Warszawa in April 2024**



### Construction

Sold production of construction in April 2024 amounted (at current prices) to PLN 5,082.5 million and compared to March 2024 was smaller by 15.0%, and compared to the corresponding period of the previous year it decreased by 3.8%.

In January-April 2024, sold production of construction reached the value of PLN 19,557.5 million, i.e. by 5.1% smaller than in the corresponding period of 2023.

Construction and assembly production in April 2024 amounted to PLN 1,332.0 million (at current prices) and accounted for 26.2% of sold production of construction. Compared to the previous month, construction and assembly production increased by 24.3%, and compared to April 2023 it was larger by 17.2%.

In January-April 2024, construction and assembly production was estimated at PLN 4,291.8 million and accounted for 21.9% sold production of construction (21.1% in the previous year). Compared to the corresponding period of previous year, construction and assembly production was smaller by 1.3%.

The decrease in production in relation to the corresponding period of 2023 occurred in units dealing with specialised construction activities (by 19.0%), whereas and increase in units dealing with civil engineering (by 5.1%) and in construction of buildings (by 1.7%).

Labour productivity measured by production per employed person in construction in April 2024 amounted to PLN 95.3 thousand and was by 14.5% lower than a month before and by 2.4% lower than in April 2023.

### Trade

Retail sales in trade and non-trade enterprises in April 2024 (at current prices) were by 3.0% higher than in March 2024 and by 2.3% higher compared to April 2023.

Compared to March 2024, there was an increase in other retail sales in non-specialised stores (by 17.4%), sales of press, books, other sales in specialised stores (by 10.9%), sales of furniture, electronic goods and household equipment (by 9.4%), followed by sales of textiles, clothing and footwear (by 4.6%), sales of solid, liquid and gas fuels (by 3.6%).

Whereas there was a decrease in the sales of food, beverages and tobacco (by 10.5%), sales of motor vehicles, motorcycles, parts (by 6.4%) as well as sales in the "others" group (by 2.9%) and sales of pharmaceuticals, cosmetics and orthopedic equipment (by 1.0%).

Compared to April 2023, an increase was recorded, among others, in the sales of motor vehicles, motorcycles, parts (by 25.1%), other retail sales in non-specialised stores (by 22.3%) and sales of pharmaceuticals, cosmetics, orthopedic equipment (by 13.6%).

However there was a decrease in the sales of food, beverages and tobacco (by 7.9%) and sales of solid, liquid and gas fuels (by 6.6%).

In January-April 2024, retail sales decreased by 0.2% compared to the corresponding period of 2023.

Wholesale in trade enterprises in April 2024 (at current prices) was by 5.0% smaller as compared to the previous month and by 14.9% higher as compared to April 2023, and in wholesale enterprises it was lower by 6.7% and higher by 11.2%, respectively.

In January-April 2024, trade units achieved wholesale sales that were 4.8% higher than last year, while wholesale enterprises were 1.9% higher.

## **Industry**

The sold production of industry in April 2024 amounted to (in current prices) PLN 13,821.1 million and was (in constant prices) higher than in the corresponding month of 2023 by 10.3%. Compared to April 2023, there was an increase in sold production in manufacturing by 10.2%.

In January-April 2024, the sold production of industry amounted to PLN 59,085.0 million (at current prices) and was (at constant prices) higher by 7.2% than that achieved in the same period of 2023. In manufacturing, an increase in production was recorded 6.0%.

Among the divisions classified as manufacturing, the increase in sales was recorded, among others, in: manufacture of furniture (by 65.0%), manufacture of computers, electronic and optical products (by 47.7%), manufacture of textile products (by 46.9%), manufacture of products of wood, cork, straw and wicker (by 32.4%), other manufacturing (by 21.9%), manufacture of paper and paper products (by 21.1%), manufacture of other non-metallic mineral products (by 11.3%), manufacture of metal products (by 6.8%), manufacture of food products (by 5.2%), manufacture of rubber and plastics (by 4.9%), manufacture of wearing apparel (by 3.9%), printing and reproduction of recorded media (by 1.1%), manufacture of pharmaceutical products (by 0.9%).

The decrease in sales was recorded, among others, in: manufacture of motor vehicles, trailers and semi-trailers (by 9.8%), manufacture of beverages (by 8.5%), manufacture of coke, refined petroleum products (by 8.3%), manufacture of electrical equipment (by 8.2%), repair and installation of machinery and equipment (by 6.9%), manufacture of machinery and equipment n.e.c. (by 6.1%), manufacture of basic metals (by 3.3%), manufacture of chemicals and chemical products (by 2.3%).

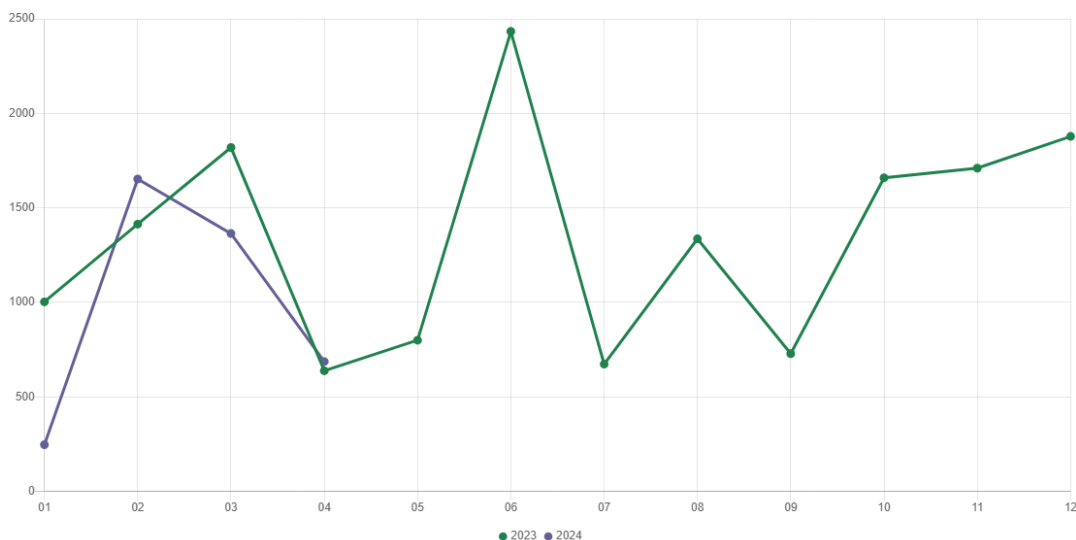
Labour productivity in industry measured by production per employed person, in January-April 2024 amounted to PLN 314.7 thousand (at current prices) and was – at constant prices – by 4.8% higher than in the previous year.

## **Residential construction**

According to preliminary data, 687 dwellings were completed in Warszawa in April 2024, i.e. by 7.7% more than in the previous year.

In January-April 2024, 4,590 dwellings were completed (by 5.8% less than in the corresponding period of 2023), and 11,978 dwellings in Mazowieckie Voivodship i.e. by 16.9% less than in January-April 2023. An increase in the number of dwellings completed was recorded in private construction from 268 to 309, i.e. by 15.3% more, in construction for sale or rent from 4,254 to 4,281, i.e. by 0.6% more.

**Chart 4. Dwellings completed**



In January–April 2024, construction begun in 5,411 dwellings (by 6.0% less than in the corresponding period of 2023), of which: 5,301 in construction for sale or rent, 110 in private construction.

In January–April 2024, the number of dwellings for which permits have been granted or which have been registered with a construction project amounted to 7,709 (by 97.3% more than in the corresponding period of 2023), of which 134 dwellings in buildings built by private investors.

The average useful floor area of a dwelling completed in January–April 2024, amounted to 61.7 m<sup>2</sup> and decreased by 4.0 m<sup>2</sup>. In private construction, the average useful floor area of dwellings amounted to 153.5 m<sup>2</sup> (by 21.8 m<sup>2</sup> fewer than in the corresponding period of 2023), in construction for sale or rent – 55.1 m<sup>2</sup> (by 5.2 m<sup>2</sup> fewer).

### Entities of the national economy

At the end of April 2024, there were 561,349 entities of the national economy registered in the REGON register in Warszawa, which accounted for 54.7% of the total in Mazowieckie Voivodship. Compared with March 2024, the number of entities of the national economy increased by 2,107 (i.e. by 0.4%), and compared to April 2023 increased by 27,327 (i.e. by 5.1%).

As of the end of April this year, there were 253,393 legal persons and organisational units without legal personality registered in the REGON register, of which 181,527 commercial companies. The number of these entities increased compared to the previous month by 0.4% and 0.5%, respectively, and on an annual basis by 5.1% and 6.2%, respectively.

The number of registered natural persons conducting economic activity as of the end of April 2024 amounted to 307,956 and compared to March 2024 it was higher by 0.3%, and compared to the corresponding period of the previous year increased by 5.2%.

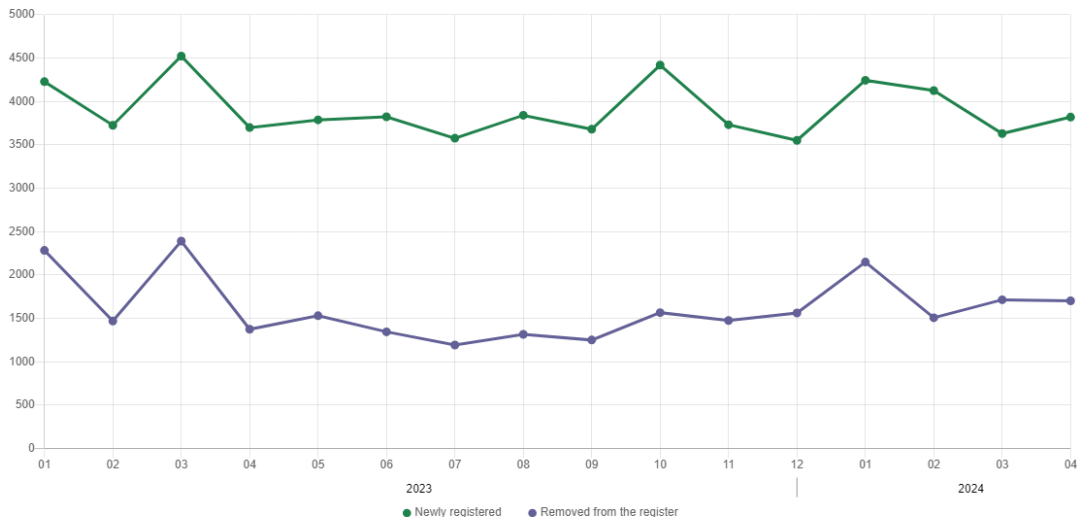
In Warszawa, in April 2024, the most numerous were entities dealing with: professional, scientific and technical activities (19.3% of total registered units), trade; repair of motor vehicles (16.8%), as well as information and communication (12.7%).

Compared to March 2024, the number of entities increased, among others, in the sections: agriculture, forestry and fishing as well as electricity, gas, steam and air conditioning supply (by 1.3% each), information and communication (by 0.7%), mining and quarrying, administrative and support service activities and construction (by 0.5% each).

In comparison with April 2023, the largest increase in the number of entities was recorded, among others, in the sections: information and communication (by 10.0%), electricity, gas, steam and air conditioning supply (by 9.8%), agriculture, forestry and fishing (by 8.6%), administrative and support service activities (by 7.2%), construction (by 6.7%), human health and social welfare (by 6.6%).

In April 2024, 3,821 new entities were entered into the REGON register, i.e. by 5.2% more than in the previous month. The newly registered entities were dominated by natural persons conducting economic activity – 2,326 (by 4.1% more than in March 2024). The number of newly registered commercial companies was larger compared to the previous month by 6.2%, including limited liability companies – larger by 6.8%.

**Chart 5. Entities newly registered and removed from the register**



In April 2024, 1,703 entities were removed from the REGON register (compared to 1,715 in the previous month), including 1,217 natural persons conducting economic activity (by 3.7% less).

As of the end of April 2024, 67,090 entities had suspended activity in the REGON register (by 0.5% more than a month before). The vast majority were natural persons conducting economic activity (84.4%).

When quoting Statistics Poland data, please provide the information: “Source of data: Statistics Poland”, and when publishing calculations made on data published by Statistics Poland, please include the following disclaimer: “Own study based on figures from Statistics Poland”.

Prepared by:  
**Statistical Office in Warszawa**  
**Director Agnieszka Ajdyn**  
Phone: (+48 22) 464 23 15

Issued by:  
**Statistical Information Centre**  
**Marcin Kałuski**  
Phone: (+48 22) 464 20 91

**Press office**

Phone: (+48 22) 464 20 91

**e-mail: [m.kaluski@stat.gov.pl](mailto:m.kaluski@stat.gov.pl)**

-  [warszawa.stat.gov.pl/en/](http://warszawa.stat.gov.pl/en/)
-  [@Warszawa\\_STAT](https://twitter.com/Warszawa_STAT)
-  [@UrzadStatystycznyWarszawie](https://www.facebook.com/@UrzadStatystycznyWarszawie)
-  [gus\\_stat](https://www.instagram.com/gus_stat)
-  [glownyurządstatystycznygus](https://www.youtube.com/glownyurządstatystycznygus)
-  [glownyurządstatystyczny](https://www.linkedin.com/glownyurządstatystyczny)

**Related information**

[Communications and Announcements](#)

**Data available in databases**

[Local Data Bank → Labour market](#)

**Terms used in official statistics**

[Registered unemployed persons](#)

[Registered unemployment rate](#)

[Average paid employment](#)

[Average monthly gross wages and salaries](#)

[Dwellings completed](#)

**Evaluate**  
the study

