

Statistics of Warszawa No. 3/2024

30 April 2024

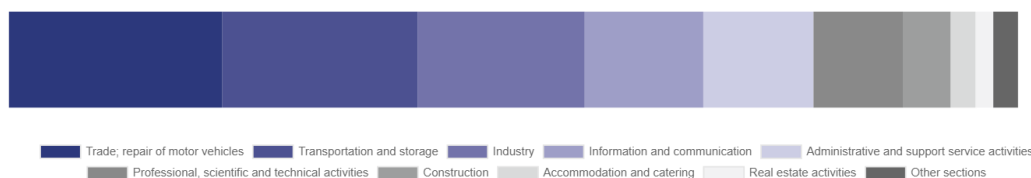
In March 2024, there was an increase in the average employment and a decrease in the number of unemployed persons compared to the corresponding period of previous year. Sold production of industry was higher than in the previous year, while construction and assembly production was lower. Compared to last year, both retail sales and wholesale slightly decreased. March 2024 was characterised by a lower number of dwellings completed than a year earlier.

Average paid employment

Average paid employment in the enterprise sector in March 2024 amounted to 1,135.6 thousand persons (converted into full-time equivalents) and was by 4.1 thousand persons, i.e. by 0.4% smaller than in February 2024, and by 7.3 thousand persons, i.e. by 0.6% higher than in March 2023.

Compared to February 2024, a decrease in the average employment was recorded in the following sections: administrative and support service activities (by 1.0%), transportation and storage (by 0.9%), industry (by 0.5%), accommodation and catering (by 0.3%), professional scientific and technical activities (by 0.2%), trade; repair of motor vehicles (by 0.1%).

Chart 1. Structure of average paid employment by sections of PKD in March 2024



However, an increase in average employment occurred in the sections of construction and real estate activities (by 0.4% each).

Compared to March 2023, an increase in average employment was recorded in the following sections: real estate activities (by 15.7%), accommodation and catering (by 2.7%), construction (by 1.6%), information and communication (by 1.1%), trade; repair of motor vehicles and industry (by 0.6% each), professional, scientific and technical activities (by 0.3%).

A decline in average employment occurred in the sections of administrative and support service activities and transportation and storage (by 0.8% each).

Registered unemployment

At the end of March 2024, the number of registered unemployed persons amounted to 19,634 and was by 365 persons, i.e. by 1.9% larger than at the end of February 2024 and by 1,255 persons, i.e. by 6.0% smaller than in the corresponding period of 2023.

The number of registered unemployed women amounted to 9,265, which accounted for 47.2% of the total unemployed (47.4% a month and 48.7% a year before) and 16.6% of unemployed women in Mazowieckie Voivodship. As compared to February 2024, the number of unemployed women increased by 141 persons, i.e. by 1.5% and compared to March 2023 decreased by 907 persons, i.e. by 8.9%.

The registered unemployment rate amounted to 1.5% (1.4% in the previous month, and 1.6% in the previous year), in Mazowieckie Voivodship it was 4.2% (4.3% a month before, and 4.4% a year before), while in the country at a level of 5.3% (5.4 a month before and 5.4% a year before).

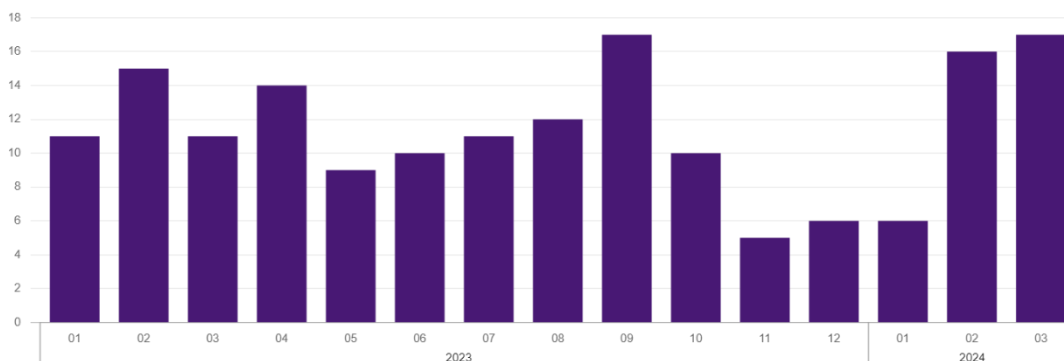
In March 2024, there were 2,849 unemployed persons registered in labour offices (2,800 in February 2024, and 3,289 in March 2023). Registered unemployed persons accounted for 23.0% of the total registered unemployed in the Voivodship.

The number of persons registering for the first time amounted to 1,068 (1,020 a month before), which accounted for 37.5% of the total unemployed who registered in March 2024 and 35.2% of persons registering for the first time in the Voivodship. The share of persons terminated due to company reasons among unemployed persons registered in March 2024 amounted to 1.4% (3.6% in Mazowieckie Voivodship), 1.9% a month before and 2.1% a year before.

In March 2024, 2,484 persons were removed from unemployment rolls (2,560 in February 2024, and 3,493 in March 2023), which accounted for 16.2% of unemployed persons removed from unemployment rolls in Mazowieckie Voivodship. Out of the unemployed removed from unemployment rolls, 1,284 persons took up work. Moreover, 719 persons lost their status of the unemployed as a result of not confirming their readiness to take up work. The reason for removing from the register was also starting training or traineeship, acquisition of retirement or pension rights, and others.

There were 17,140 persons who were not entitled to the unemployment benefit, i.e. 87.3% of the total unemployed (18,476 persons a year before, i.e. 88.4%), whereas 2,494 unemployed persons were entitled to the unemployment benefit.

Chart 2. Number of unemployed persons per job offer (as of end of month)



In March 2024, there were 2,797 job offers submitted to labour offices, which accounted for 18.7% of job offers in Mazowieckie Voivodship and at the end this month the labour offices had job offers for 1,135 persons. At the end of March 2024, there were 17 persons per one job offer (16 a month before and 11 a year before), in Mazowieckie Voivodship 19 persons (16 a month before and 15 a year before) registered as unemployed.

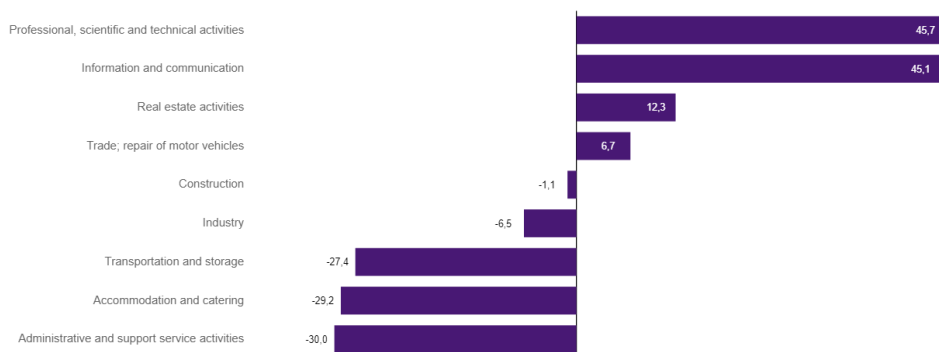
Wages and salaries

The average monthly gross wages and salaries in the enterprise sector in March 2024 amounted to PLN 10,634.91 and were by 10.2% higher as compared to the previous month and by 12.1% higher than in the corresponding period of 2023.

Compared to February 2024, an increase in the average gross wages and salaries was recorded in the following sections: professional, scientific and technical activities (by 19.2%), real estate activities (by 15.5%), accommodation and catering (by 14.4%), construction (by 13.7%), information and communication (by 10.5%), industry (by 10.2%), trade; repair of motor vehicles (by 9.6%), administrative and support service activities (by 8.8%), transportation and storage (by 2.8%).

Compared to March 2023, an increase in the average gross wages and salaries was recorded in the sections: accommodation and catering (by 16.2%), administrative and support service activities (by 14.4%), professional, scientific and technical activities (by 14.1%), trade; repair of motor vehicles (by 13.7%), information and communication (by 11.0%), transportation and storage (by 10.9%), industry (by 10.0%), construction (by 9.3%), real estate activities (by 3.4%).

Chart 3. Relative deviations (in %) of monthly gross wages and salaries in selected sections from average wages and salaries in enterprise sector in March 2024



Construction

Sold production of construction in March 2024 amounted (at current prices) to PLN 5,982.9 million and compared to February 2024 was larger by 25.3%, and compared to the corresponding period of the previous year it increased by 3.4%.

In January-March 2024, sold production of construction reached the value of PLN 15,731.5 million, i.e. by 3.2% higher than in the corresponding period of 2023.

Construction and assembly production in March 2024 amounted to PLN 1,072.0 million (at current prices) and accounted for 17.9% of sold production of construction. Compared to the previous month, construction and assembly production increased by 18.5%, and compared to March 2023 it was smaller by 11.1%.

In January-March 2024, construction and assembly production was estimated at PLN 2,922.7 million and accounted for 18.6% sold production of construction (20.3% in the previous year). Compared to the corresponding period of previous year, construction and assembly production was smaller by 5.4%.

The decrease in production in relation to the corresponding period of 2023 occurred in units dealing with specialised construction activities (by 18.9%), construction of buildings (by 3.9%) and in units dealing with civil engineering (by 0.4%).

Labour productivity measured by production per employed person in construction in March 2024 amounted to PLN 111.5 thousand and was by 24.8% higher than a month before and by 1.7% higher than in March 2023.

Trade

Retail sales in trade and non-trade enterprises in March 2024 (at current prices) were by 13.1% higher than in February 2024 and by 0.2% lower compared to March 2023.

Compared to February 2024, there was an increase in the sales of textiles, clothing and footwear (by 28.6%), other retail sales in non-specialised stores (by 28.1%), sales of food, beverages and tobacco (by 20.0%), sales of press, books, other sales in specialised stores (by 14.9%), sales of furniture, electronic goods and household equipment (by 13.9%).

Compared to March 2023, there was a decrease in the sales of solid, liquid and gas fuels (by 10.2%), sales of furniture, electronic goods and household equipment (by 7.5%) and sales in the "others" group (by 1.9%).

The largest increase was recorded in the sales of pharmaceuticals, cosmetics, orthopedic equipment (by 15.5%), sales of textile, clothing and footwear (by 15.1%), sales of motor vehicles, motorcycles, parts (by 12.3%), other retail sales in non-specialised stores (by 10.7%).

In January-March 2024, retail sales decreased by 0.4% compared to the corresponding period of 2023.

Wholesale in trade enterprises in March 2024 (at current prices) was by 4.2% larger as compared to the previous month and by 0.2% lower as compared to March 2023, and in wholesale enterprises it was higher by 4.1% and lower by 1.4%, respectively.

In January-March 2024, trade units achieved wholesale sales that were 3.7% higher than last year, while wholesale enterprises were 1.5% higher.

Industry

The sold production of industry in March 2024 amounted to (in current prices) PLN 16,077.8 million and was (in constant prices) higher than in the corresponding month of 2023 by 5.8%. Compared to March 2023, an increase in sold production in manufacturing was recorded by 5.1%.

In January-March 2024, the sold production of industry amounted to PLN 45,360.4 million (at current prices) and was (at constant prices) higher by 8.5% than that achieved in the same period of 2023. In manufacturing, an increase in production was recorded 7.3%.

Among the divisions classified as manufacturing, the increase in sales was recorded, among others, in: manufacture of furniture (by 64.0%), manufacture of textile products (by 49.8%), manufacture of computers, electronic and optical products (by 48.7%), manufacture of products of wood, cork, straw and wicker (by 33.8%), repair, installation of machinery and equipment (by 21.7%), manufacture of paper and paper products (by 18.8%), other manufacturing (by 13.9%), manufacture of food products (by 5.8%), manufacture of wearing apparel (by 5.1%), manufacture of other non-metallic mineral products (by 4.6%), manufacture of pharmaceutical products (by 3.0%), manufacture of rubber and plastics (by 1.5%), manufacture of beverages (by 1.2%).

The decrease in sales was recorded, among others, in: manufacture of machinery and equipment n.e.c. (by 15.3%), manufacture of motor vehicles, trailers and semi-trailers (by 10.6%), manufacture of electrical equipment (by 6.6%), manufacture of basic metals (by 6.0%), manufacture of coke, refined petroleum products (by 5.6%), manufacture of chemicals and chemical products (by 4.1%), printing and reproduction of recorded media (by 0.6%).

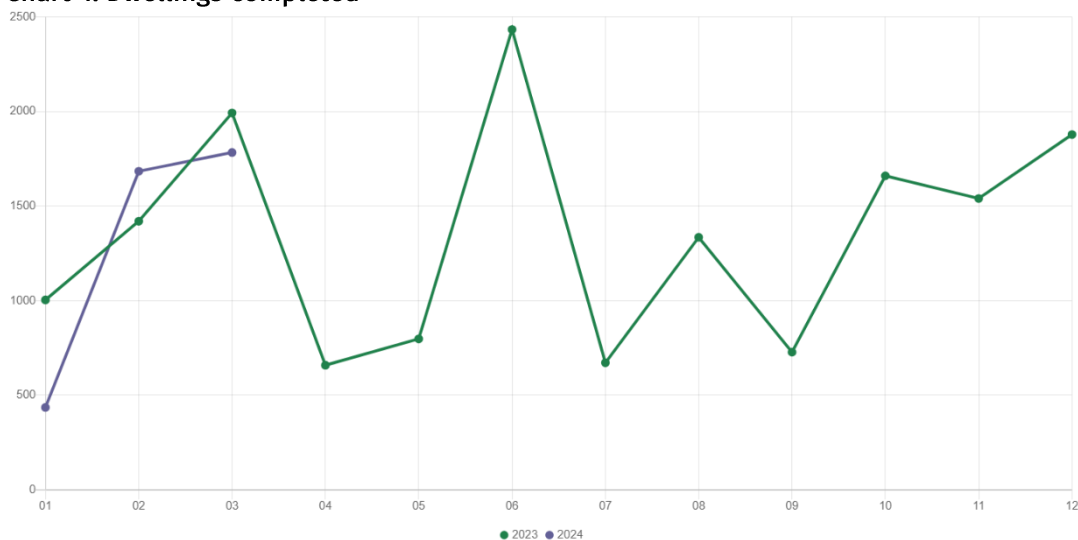
Labour productivity in industry measured by production per employed person, in January-March 2024 amounted to PLN 241.1 thousand (at current prices) and was – at constant prices – by 5.2% higher than in the previous year.

Residential construction

According to preliminary data, 1,783 dwellings were completed in Warszawa in March 2024, i.e. by 10.5% less than in the previous year.

In January-March 2024, 3,903 dwellings were completed (by 11.6% less than in the corresponding period of 2023), and 9,594 dwellings in Mazowieckie Voivodship i.e. by 14.6% less than in January-March 2023. A decrease in the number of dwellings completed was recorded in construction for sale or rent from 3,823 to 3,650, i.e. by 4.5% less. While an increase was recorded in private construction from 241 to 253, i.e. by 5.0% more.

Chart 4. Dwellings completed



In January–March 2024, construction begun in 4,359 dwellings (by 12.6% less than in the corresponding period of 2023), of which: 4,283 in construction for sale or rent, 76 in private construction.

In January–March 2024, the number of dwellings for which permits have been granted or which have been registered with a construction project amounted to 6,213 (by 100.3% more than in the corresponding period of 2023), of which 73 dwellings in buildings built by private investors.

The average useful floor area of a dwelling completed in January–March 2024, amounted to 61.4 m² and decreased by 1.7 m². In private construction, the average useful floor area of dwellings amounted to 147.3 m² (by 26.1 m² fewer than in the corresponding period of 2023), in construction for sale or rent – 55.4 m² (by 2.2 m² fewer).

Entities of the national economy

At the end of March 2024, there were 559,242 entities of the national economy registered in the REGON register in Warszawa, which accounted for 54.7% of the total in Mazowieckie Voivodship. Compared with February 2024, the number of entities of the national economy increased by 1,847 (i.e. by 0.3%), and compared to March 2023 increased by 27,500 (i.e. by 5.2%).

As of the end of March this year, there were 252,333 legal persons and organisational units without legal personality registered in the REGON register, of which 180,614 commercial companies. The number of these entities increased compared to the previous month by 0.4% and 0.5%, respectively, and on an annual basis by 5.0% and 6.2%, respectively.

The number of registered natural persons conducting economic activity as of the end of March 2024 amounted to 306,909 and compared to February 2024 it was higher by 0.3%, and compared to the corresponding period of the previous year increased by 5.3%.

In Warszawa, in March 2024, the most numerous were entities dealing with: professional, scientific and technical activities (19.3% of total registered units), trade; repair of motor vehicles (16.9%), as well as information and communication (12.7%).

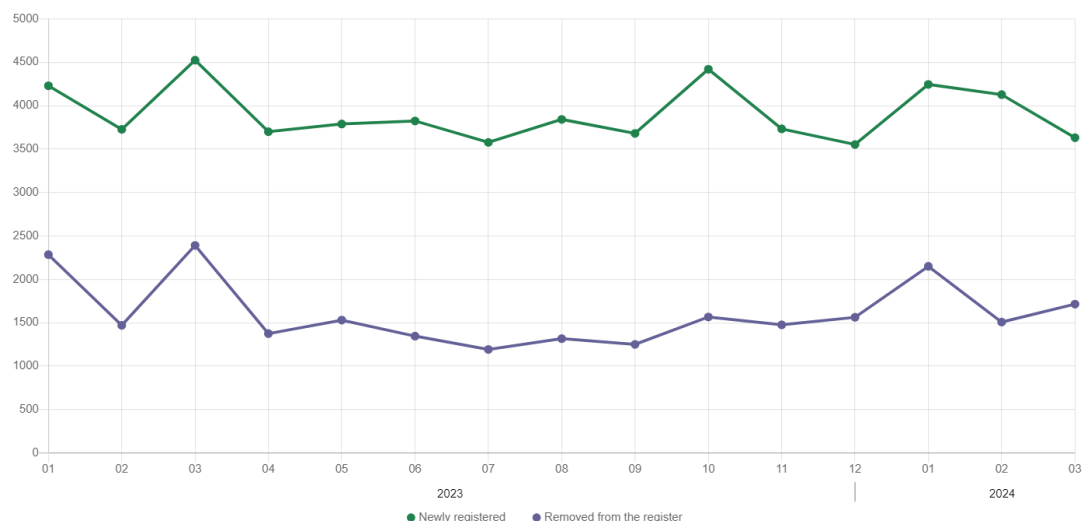
Compared to February 2024, the number of entities increased, among others, in the sections: electricity, gas, steam and air conditioning supply (by 0.7%), administrative and support service activities and construction (by 0.6% each). However, there was a decrease in the number of entities in the sections: public administration and defence; compulsory social security as well as water supply; sewerage, waste management and remediation activities (by 0.2% each).

In comparison with March 2023, the largest increase in the number of entities was recorded in the sections: information and communication (by 10.3%), electricity, gas, steam and air conditioning supply (by 9.6%), agriculture, forestry and fishing (by 9.5%).

In March 2024, 3,631 new entities were entered into the REGON register, i.e. by 12.0% less than in the previous month. The newly registered entities were dominated by natural persons conducting economic activity – 2,235 (by 9.1% less than in February 2024). The number of newly

registered commercial companies was smaller compared to the previous month by 15.3%, including limited liability companies – smaller by 15.6%.

Chart 5. Entities newly registered and removed from the register



In March 2024, 1,715 entities were removed from the REGON register (compared to 1,508 in the previous month), including 1,264 natural persons conducting economic activity (by 31.8% more).

As of the end of March 2024, 66,764 entities had suspended activity in the REGON register (by 0.4% more than a month before). The vast majority were natural persons conducting economic activity (84.5%).

When quoting Statistics Poland data, please provide the information: “Source of data: Statistics Poland”, and when publishing calculations made on data published by Statistics Poland, please include the following disclaimer: “Own study based on figures from Statistics Poland”.

Prepared by:
Statistical Office in Warszawa

Director Agnieszka Ajdyn
Phone: (+48 22) 464 23 15

Issued by:
Statistical Information Centre

Marcin Kałuski
Phone: (+48 22) 464 20 91

Press office

Phone: (+48 22) 464 20 91

e-mail: m.kaluski@stat.gov.pl



warszawa.stat.gov.pl/en/



[@Warszawa_STAT](https://twitter.com/Warszawa_STAT)



[@UrzadStatystycznywWarszawie](https://www.facebook.com/@UrzadStatystycznywWarszawie)



[gus_stat](https://www.instagram.com/gus_stat)



[głównyurządstatystycznygus](https://www.youtube.com/głównyurządstatystycznygus)



[głównyurządstatystyczny](https://www.linkedin.com/głównyurządstatystyczny)

Related information

[Communications and Announcements](#)

Data available in databases

[Local Data Bank → Labour market](#)

Terms used in official statistics

[Registered unemployed persons](#)

[Registered unemployment rate](#)

[Average paid employment](#)

[Average monthly gross wages and salaries](#)

[Dwellings completed](#)

Evaluate
the study

