

Statistics of Warszawa No. 2/2024

2 April 2024

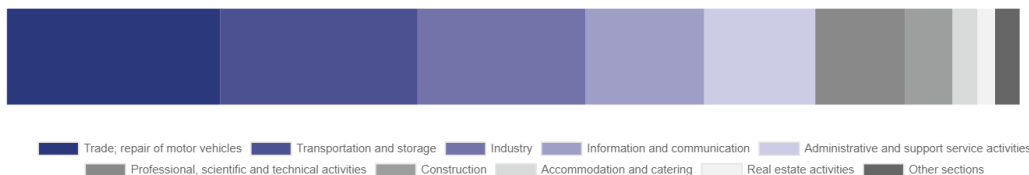
In February 2024, there was an increase in the average employment and a decrease in the number of unemployed persons compared to the corresponding period of previous year. Sold production of industry was higher than in the previous year, while construction and assembly production was lower. Compared to last year, both retail sales and wholesale increased. February 2024 was characterised by a higher number of dwellings completed than a year earlier.

Average paid employment

Average paid employment in the enterprise sector in February 2024 amounted to 1,139.8 thousand persons (converted into full-time equivalents) and was by 4.8 thousand persons, i.e. by 0.4 smaller than in January 2024, and by 8.5 thousand persons, i.e. by 0.8% higher than in February 2023.

Compared to January 2024, a decrease in the average employment was recorded in the following sections: administrative and support service activities (by 3.3%), construction, trade; repair of motor vehicles, transportation and storage (by 0.2% each), information and communication and industry (by 0.1% each).

Chart 1. Structure of average paid employment by sections of PKD in February 2024



However, an increase in average employment occurred in the following sections: accommodation and catering (by 0.8%), professional, scientific and technical activities (by 0.5%), real estate activities (by 0.4%).

Compared to February 2023, an increase in average employment was recorded in the following sections: real estate activities (by 14.3%), accommodation and catering (by 2.6%), construction (by 1.4%), industry (by 1.0%), information and communication (by 0.9%), trade; repair of motor vehicles (by 0.5%), administrative and support service activities (by 0.3%), professional, scientific and technical activities (by 0.2%).

A decline in average employment occurred in the section of transportation and storage (by 0.7%).

Registered unemployment

At the end of February 2024, the number of registered unemployed persons amounted to 19,269 and was by 240 persons, i.e. by 1.3% larger than at the end of January 2024 and by 1,824 persons, i.e. by 8.6% smaller than in the corresponding period of 2023.

The number of registered unemployed women amounted to 9,124, which accounted for 47.4% of the total unemployed (47.4% a month and 49.0% a year before) and 15.9% of unemployed women in Mazowieckie Voivodship. As compared to January 2024, the number of unemployed women increased by 98 persons, i.e. by 1.1% and compared to February 2023 decreased by 1,203 persons, i.e. by 11.6%.

The registered unemployment rate amounted to 1.4% (as in the previous month, and 1.6% in the previous year), in Mazowieckie Voivodship it was 4.3% (as a month before, and 4.5% a

year before), while in the country at a level of 5.4% (as a month before and 5.6% a year before).

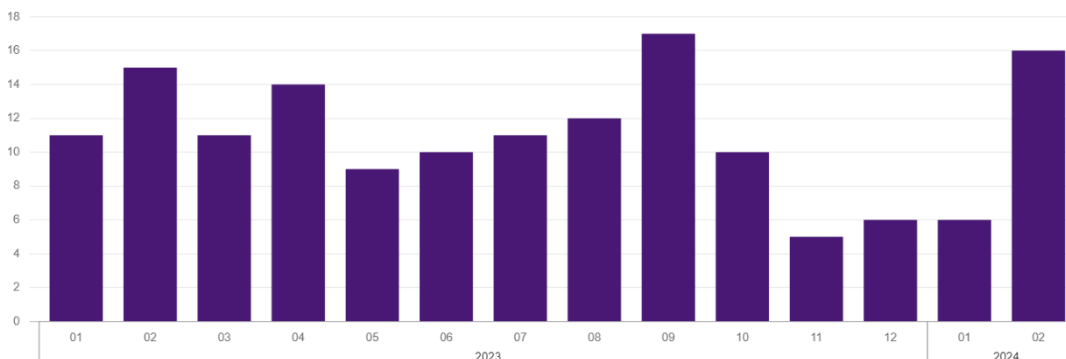
In February 2024, there were 2,800 unemployed persons registered in labour offices (3,119 in January 2024, and 2,467 in February 2023). Registered unemployed persons accounted for 20.5% of the total registered unemployed in the Voivodship.

The number of persons registering for the first time amounted to 1,020 (1,110 a month before), which accounted for 36.4% of the total unemployed who registered in February 2024 and 29.1% of persons registering for the first time in the Voivodship. The share of persons terminated due to company reasons among unemployed persons registered in February 2024 amounted to 1.9% (3.3% in Mazowieckie Voivodship), 2.9% a month before and 2.0% a year before.

In February 2024, 2,560 persons were removed from unemployment rolls (2,278 in January 2024, and 2,123 in February 2023), which accounted for 19.5% of unemployed persons removed from unemployment rolls in Mazowieckie Voivodship. Out of the unemployed removed from unemployment rolls, 1,293 persons took up work. Moreover, 844 persons lost their status of the unemployed as a result of not confirming their readiness to take up work. The reason for removing from the register was also starting training or traineeship, acquisition of retirement or pension rights, and others.

There were 16,694 persons who were not entitled to the unemployment benefit, i.e. 86.6% of the total unemployed (18,678 persons a year before, i.e. 88.6%), whereas 2,575 unemployed persons were entitled to the unemployment benefit.

Chart 2. Number of unemployed persons per job offer (as of end of month)



In February 2024, there were 2,866 job offers submitted to labour offices, which accounted for 16.2% of job offers in Mazowieckie Voivodship and at the end this month the labour offices had job offers for 1,226 persons. At the end of February 2024, there were 16 persons per one job offer (6 a month before and 15 a year before), in Mazowieckie Voivodship 16 persons (14 a month before and 18 a year before) registered as unemployed.

Wages and salaries

The average monthly gross wages and salaries in the enterprise sector in February 2024 amounted to PLN 9,646.92 and were by 2.4% higher as compared to the previous month and by 11.9% higher than in the corresponding period of 2023.

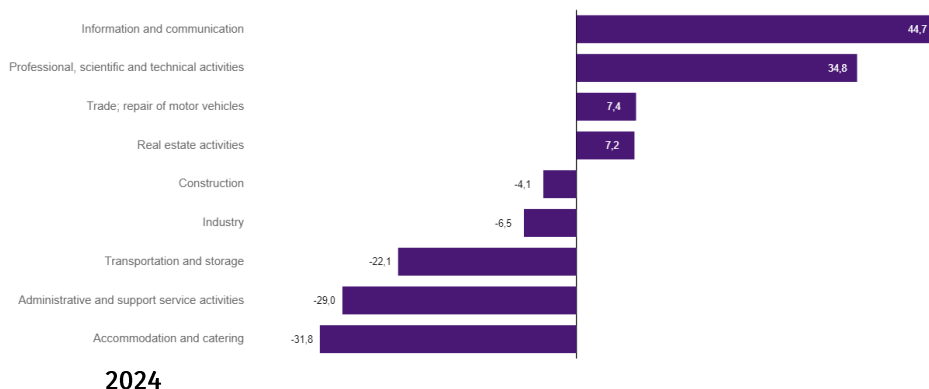
Compared to January 2024, an increase in the average gross wages and salaries was recorded in the following sections: trade; repair of motor vehicles (by 8.4%), information and communication (by 6.2%), professional, scientific and technical activities (by 3.8%), construction (by 2.6%), real estate activities (by 1.1%), administrative and support service activities (by 0.9%).

Whereas a decrease in the average gross wages and salaries was recorded in the sections: transportation and storage (by 6.3%), accommodation and catering (by 4.7%), industry (by 0.4%).

Compared to February 2023, an increase in the average gross wages and salaries was recorded in the sections: industry (by 14.1%), professional, scientific and technical activities (by 13.0%), trade; repair of motor vehicles (by 12.3%), construction (by 12.0%), administrative and

support service activities (by 11.6%), information and communication (by 11.1%), transportation and storage (by 10.1%), real estate activities (by 9.0%), accommodation and catering (by 4.7%).

Chart 3. Relative deviations (in %) of monthly gross wages and salaries in selected sections from average wages and salaries in enterprise sector in February



Construction

Sold production of construction in February 2024 amounted (at current prices) to PLN 4,775.6 million and compared to January 2024 was larger by 5.1%, and compared to the corresponding period of the previous year it decreased by 2.4%.

In January-February 2024, sold production of construction reached the value of PLN 9,538.1 million, i.e. by 1.1% higher than in the corresponding period of 2023.

Construction and assembly production in February 2024 amounted to PLN 905.0 million (at current prices) and accounted for 19.0% of sold production of construction. Compared to the previous month, construction and assembly production increased by 22.5%, and compared to February 2023 it was smaller by 6.0%.

In January-February 2024, construction and assembly production was estimated at PLN 1,829.2 million and accounted for 19.2% sold production of construction (19.8% in the previous year). Compared to the corresponding period of previous year, construction and assembly production was smaller by 2.0%.

The decrease in production in relation to the corresponding period of 2023 occurred in units dealing with specialised construction activities (by 21.4%), whereas an increase in units dealing with civil engineering (by 5.1%) and with construction of buildings (by 1.3%).

Labour productivity measured by production per employed person in construction in February 2024 amounted to PLN 89.3 thousand and was by 5.4% higher than a month before and by 3.7% lower than in February 2023.

Trade

Retail sales in trade and non-trade enterprises in February 2024 (at current prices) were by 1.6% smaller than in January 2024 and by 1.5% higher compared to February 2023.

Compared to January 2024, there was a decrease in the sales of textiles, clothing and footwear (by 18.3%), sales of press, books, other sales in specialised stores (by 6.5%), sales of solid, liquid and gas fuels (by 4.0%) and sales of food, beverages and tobacco (by 0.8%).

On the other hand, there was an increase in the retail sales in non-specialised stores (by 2.6%), sales of pharmaceuticals, cosmetics and orthopedic equipment (by 1.9%), sales of motor vehicles, motorcycles, parts (by 1.9%), and sales of furniture, electronic goods and household equipment (by 1.7%).

Compared to February 2023, the largest increase was recorded in the sales of motor vehicles, motorcycles, parts (by 23.2%), as well as sales of pharmaceuticals, cosmetics and orthopedic equipment (by 14.8%), sales of press, books, other sales in specialised stores (by 12.3%), other retail sales

in non-specialised stores (by 11.8%), sales of textiles, clothing and footwear (by 10.4%) and sales of food, beverages and tobacco (by 3.5%).

However, there was a decrease in the sales of solid, liquid and gas fuels (by 9.1%), sales of furniture, electronic goods and household equipment (by 1.9%) and sales in the "others" group (by 1.3%).

In January-February 2024, retail sales increased by 0.1% compared to the corresponding period of 2023.

Wholesale in trade enterprises in February 2024 (at current prices) was by 0.1% smaller as compared to the previous month and by 9.8% higher as compared to February 2023, and in wholesale enterprises it was lower by 0.5% and higher by 7.3%, respectively.

In January-February 2024, trade units achieved wholesale sales that were 7.5% higher than last year, while wholesale enterprises were 5.3% higher.

Industry

The sold production of industry in February 2024 amounted to (in current prices) PLN 15,143.6 million and was (in constant prices) higher than in the corresponding month of 2023 by 15.4%. Compared to February 2023, an increase in sold production in manufacturing was recorded by 15.4%.

In January-February 2024, the sold production of industry amounted to PLN 29,793.6 million (at current prices) and was (at constant prices) higher by 12.7% than that achieved in the same period of 2023. In manufacturing, an increase in production was recorded 11.2%.

Among the divisions classified as manufacturing the increase in sales was recorded, among others, in: repair, installation of machinery and equipment (by 73.5%), manufacture of textile products (by 59.0%), manufacture of computers, electronic and optical products (by 47.8%), manufacture of furniture (by 47.1%), manufacture of products of wood, cork, straw and wicker (by 37.7%), manufacture of wearing apparel (by 25.7%), manufacture of paper and paper products (by 16.8%), manufacture of food products (by 9.3%), manufacture of pharmaceutical products (by 8.5%), manufacture of beverages (by 8.1%), manufacture of other non-metallic mineral products (by 6.8%), manufacture of metal products (by 5.6%), manufacture of coke and refined petroleum products (by 4.7%), other manufacturing (by 4.6%), manufacture of rubber and plastics (by 4.3%).

The decrease in sales was recorded, among others, in: manufacture of machinery and equipment n.e.c. (by 20.5%), printing and reproduction of recorded media (by 7.3%), manufacture of motor vehicles, trailers and semi-trailers (by 7.1%), manufacture of chemicals and chemical products (by 5.6%), manufacture of basic metals (by 2.9%), manufacture of electrical equipment (by 0.7%).

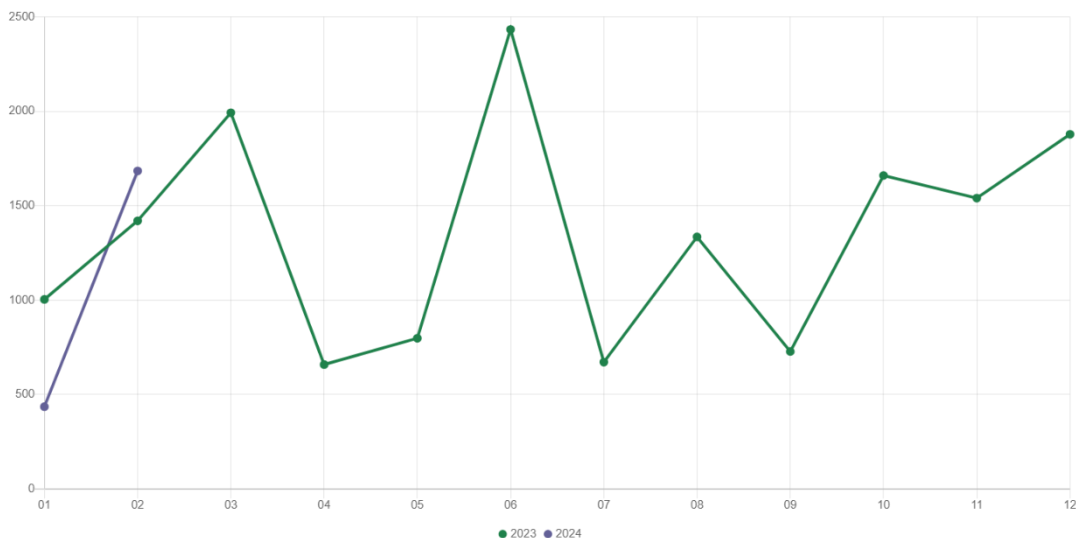
Labour productivity in industry measured by production per employed person, in January-February 2024 amounted to PLN 157.8 thousand (at current prices) and was – at constant prices – by 8.8% higher than in the previous year.

Residential construction

According to preliminary data, 1,684 dwellings were completed in Warszawa in February 2024, i.e. by 18.6% more than in the previous year.

In January-February 2024, 2,120 dwellings were completed (by 12.5% less than in the corresponding period of 2023), and 6,038 dwellings in Mazowieckie Voivodship i.e. by 8.2% less than in January-February 2023. A decrease in the number of dwellings completed was recorded in private construction from 176 to 127, i.e. by 27.8% less, in construction for sale or rent from 2,075 to 1,993, i.e. by 4.0% less.

Chart 4. Dwellings completed



In January–February 2024, construction begun in 2,393 dwellings (by 2.4% less than in the corresponding period of 2023), of which: 2,353 in construction for sale or rent, 40 in private construction.

In January–February 2024, the number of dwellings for which permits have been granted or which have been registered with a construction project amounted to 3,485 (by 113.0% more than in the corresponding period of 2023), of which 39 dwellings in buildings built by private investors.

The average useful floor area of a dwelling completed in January–February 2024, amounted to 67.8 m² and increased by 2.0 m². In private construction, the average useful floor area of dwellings amounted to 199.0 m² (by 35.1 m² more than in the corresponding period of 2023), in construction for sale or rent – 59.5 m² (by 0.6 m² more).

Entities of the national economy

At the end of February 2024, there were 557,395 entities of the national economy registered in the REGON register in Warszawa, which accounted for 54.7% of the total in Mazowieckie Voivodship. Compared with January 2024, the number of entities of the national economy increased by 2,582 (i.e. by 0.5%), and compared to February 2023 increased by 27,818 (i.e. by 5.3%).

As of the end of February this year, there were 251,372 legal persons and organisational units without legal personality registered in the REGON register, of which 179,766 commercial companies. The number of these entities increased compared to the previous month by 0.5% and 0.6%, respectively, and on an annual basis by 4.9% and 6.1%, respectively.

The number of registered natural persons conducting economic activity as of the end of February 2024 amounted to 306,023 and compared to January 2024 it was higher by 0.5%, and compared to the corresponding period of the previous year increased by 5.5%.

In Warszawa, in February 2024, the most numerous were entities dealing with: professional, scientific and technical activities (19.3% of total registered units), trade; repair of motor vehicles (16.9%), as well as information and communication (12.7%).

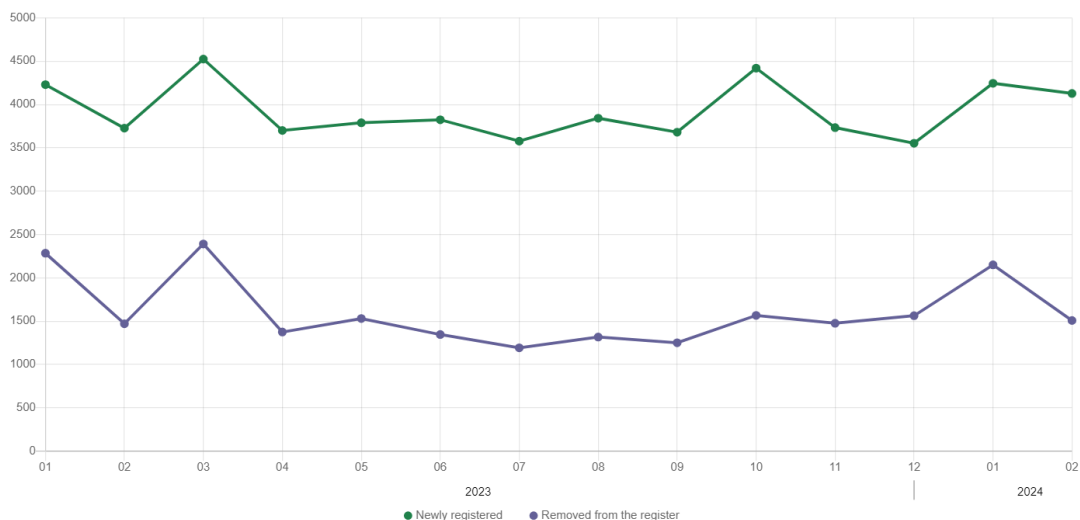
Compared to January 2024, the number of entities increased, among others, in the sections: electricity, gas, steam and air conditioning supply (by 0.9%), information and communication (by 0.8%), administrative and support service activities (by 0.7%), construction (by 0.6%).

In comparison with February 2023, the largest increase in the number of entities was recorded in the sections: information and communication (by 11.1%), agriculture, forestry and fishing (by 10.7%), electricity, gas, steam and air conditioning supply (by 9.8%), administrative and support service activities (by 7.0%), human health and social work activities (by 6.8%), construction (by 6.4%) and public administration and defence; compulsory social security (by 6.1%).

In February 2024, 4,127 new entities were entered into the REGON register, i.e. by 2.8% less than in the previous month. The newly registered entities were dominated by natural persons conducting economic activity – 2,459 (by 10.2% less than in January 2024). The number of newly

registered commercial companies was larger compared to the previous month by 10.4%, including limited liability companies – larger by 10.9%.

Chart 5. Entities newly registered and removed from the register



In February 2024, 1,508 entities were removed from the REGON register (compared to 2,150 in the previous month), including 959 natural persons conducting economic activity (by 43.2% less).

As of the end of February 2024, 66,466 entities had suspended activity in the REGON register (by 0.5% more than a month before). The vast majority were natural persons conducting economic activity (84.6%).

In case of quoting Statistics Poland data, please provide information: “Source of data: Statistics Poland”, and in case of publishing calculations made on data published by Statistics Poland, please include the following disclaimer: “Own study based on figures from Statistics Poland”.

Prepared by:
Statistical Office in Warszawa

Director Agnieszka Ajdyn
Phone: (+48 22) 464 23 15

Issued by:
Statistical Information Centre

Marcin Kałuski
Phone: (+48 22) 464 20 91

Press office

Phone: (+48 22) 464 20 91

e-mail: m.kaluski@stat.gov.pl



warszawa.stat.gov.pl/en/



[@Warszawa_STAT](https://twitter.com/Warszawa_STAT)



[@UrzadStatystycznywWarszawie](https://www.facebook.com/@UrzadStatystycznywWarszawie)



[gus_stat](https://www.instagram.com/gus_stat)



[głównyurządstatystycznygus](https://www.youtube.com/głównyurządstatystycznygus)



[głównyurządstatystyczny](https://www.linkedin.com/głównyurządstatystyczny)

Related information

[Communications and Announcements](#)

Data available in databases

[Local Data Bank → Labour market](#)

Terms used in official statistics

[Registered unemployed persons](#)

[Registered unemployment rate](#)

[Average paid employment](#)

[Average monthly gross wages and salaries](#)

[Dwellings completed](#)

Evaluate
the study

