

# Statistics of Warszawa No. 1/2024

1 March 2024

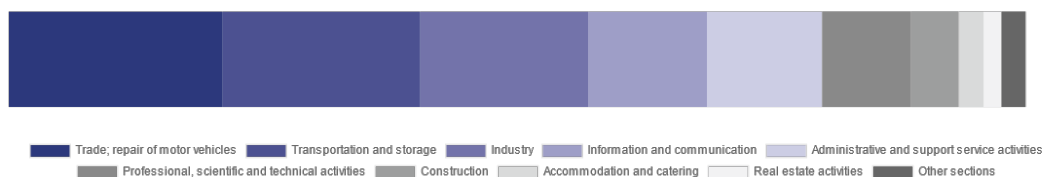
In January 2024, there was an increase in the average employment and a decrease in the number of unemployed persons compared to the corresponding period of previous year. Sold production of industry was higher than in the previous year, while construction and assembly production was lower. Compared to January last year, retail sales decreased and wholesale increased. January 2024 was characterised by a lower number of dwellings completed than a year earlier.

## Average paid employment

Average paid employment in the enterprise sector in January 2024 amounted to 1,144.5 thousand persons (converted into full-time equivalents) and was by 5.4 thousand persons, i.e. by 0.5% larger than in December 2023, and by 6.6 thousand persons, i.e. by 0.6% higher than in January 2023.

Compared to December 2023, an increase in the average employment was recorded in the following sections: real estate activities (by 12.4%), accommodation and catering (by 4.6%), information and communication (by 1.6%), trade; repair of motor vehicles (by 1.0%), transportation and storage (by 0.5%), professional, scientific and technical activities (by 0.1%).

Chart 1. Structure of average paid employment by sections of PKD in January 2024



However, a decrease in average employment occurred in the following sections: construction (by 1.4%), administrative and support service activities and industry (0.9% each).

Compared to January 2023, an increase in average employment was recorded in the following sections: real estate activities (by 14.1%), accommodation and catering (by 2.3%), construction (by 1.5%), information and communication (by 1.2%), industry (by 0.7%), trade; repair of motor vehicles (by 0.3%), professional, scientific and technical activities (by 0.1%).

A decline in average employment occurred in the sections: administrative and support service activities (by 1.0%), as well as transportation and storage (by 0.4%).

## Registered unemployment

At the end of January 2024, the number of registered unemployed persons amounted to 19,029 and was by 841 persons, i.e. by 4.6% larger than at the end of December 2023 and by 1,720 persons, i.e. by 8.3% smaller than in the corresponding period of 2023.

The number of registered unemployed women amounted to 9,026, which accounted for 47.4% of the total unemployed (47.3% a month and 49.3% a year before) and 15.7% of unemployed women in Mazowieckie Voivodship. As compared to December 2023, the number of unemployed women increased by 418 persons, i.e. by 4.9% and compared to January 2023 decreased by 1,194 persons, i.e. by 11.7%.

The registered unemployment rate amounted to 1.4% (as in the previous month, and 1.6% in the previous year), in Mazowieckie Voivodship it was 4.3% (4.1% a month before, and 4.5% a year before), while in the country at a level of 5.4% (5.1% a month before and 5.5% a year before).

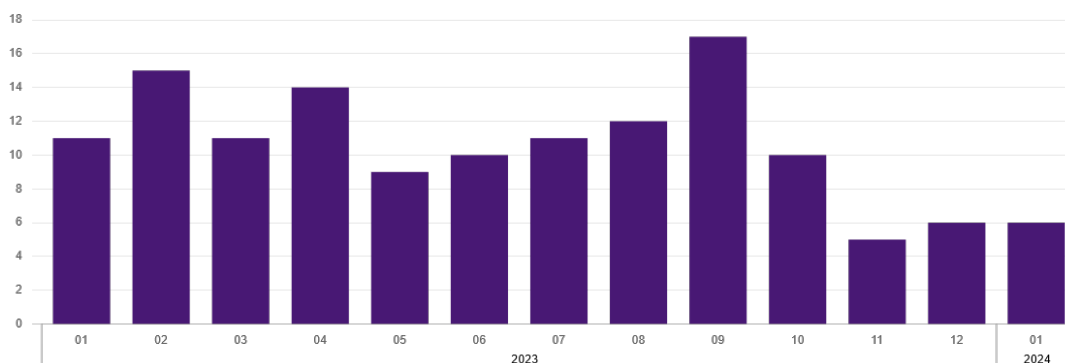
In January 2024, there were 3,119 unemployed persons registered in labour offices (2,105 in December 2023, and 2,882 in January 2023). Registered unemployed persons accounted for 18.6% of the total registered unemployed in the Voivodship.

The number of persons registering for the first time amounted to 1110 (672 a month before), which accounted for 35.6% of the total unemployed who registered in January 2024 and 29.0% of persons registering for the first time in the Voivodship. The share of persons terminated due to company reasons among unemployed persons registered in January 2024 amounted to 2.9% (4.3% in Mazowieckie Voivodship), 1.2% a month before and 1.5% a year before.

In January 2024, 2,278 persons were removed from unemployment rolls (2,364 in December 2023, and 2,305 in January 2023), which accounted for 22.5% of unemployed persons removed from unemployment rolls in Mazowieckie Voivodship. Out of the unemployed removed from unemployment rolls, 1,114 persons took up work. Moreover, 750 persons lost their status of the unemployed as a result of not confirming their readiness to take up work. The reason for removing from the register was also starting training or traineeship, acquisition of retirement or pension rights, and others.

There were 16,479 persons who were not entitled to the unemployment benefit, i.e. 86.6% of the total unemployed (18,366 persons a year before, i.e. 88.5%), whereas 2,550 unemployed persons were entitled to the unemployment benefit.

Chart 2. Number of unemployed persons per job offer (as of end of month)



In January 2024, there were 5,099 job offers submitted to labour offices, which accounted for 28.4% of job offers in Mazowieckie Voivodship and at the end this month the labour offices had job offers for 3,098 persons. At the end of January 2024, there were 6 persons per one job offer (6 a month before and 11 a year before), in Mazowieckie Voivodship 14 persons (20 a month before and 15 a year before) registered as unemployed.

### Wages and salaries

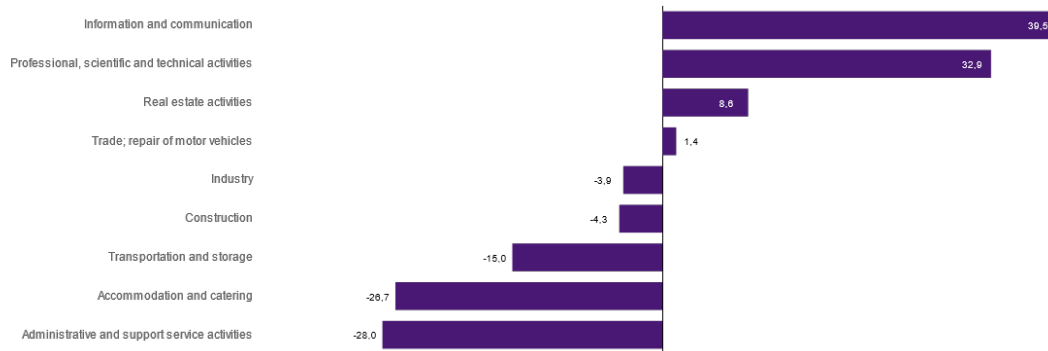
The average monthly gross wages and salaries in the enterprise sector in January 2024 amounted to PLN 9,422.99 and were by 1.0% lower as compared to the previous month and by 12.2% higher than in the corresponding period of 2023.

Compared to December 2023, a decrease in the average gross wages and salaries was recorded in the following sections: real estate activities (by 9.6%), construction (by 5.3%), professional, scientific and technical activities (by 3.6%), industry (by 3.0%), information and communication (by 1.1%), trade; repair of motor vehicles (by 0.4%).

Whereas an increase in the average gross wages and salaries was recorded in the sections: administrative and support service activities (by 6.9%), accommodation and catering (by 2.1%), transportation and storage (by 1.3%).

Compared to January 2023, an increase in the average gross wages and salaries was recorded in the sections: transportation and storage (by 18.0%), industry (by 17.3%), administrative and support service activities (by 15.7%), accommodation and catering (by 13.3%), professional, scientific and technical activities (by 11.3%), trade; repair of motor vehicles (by 10.6%), construction (by 6.2%), information and communication and real estate activities (by 5.6% each).

**Chart 3. Relative deviations (in %) of monthly gross wages and salaries in selected sections from average wages and salaries in enterprise sector in January 2024**



### Construction

Sold production of construction in January 2024 amounted (at current prices) to PLN 4,542.5 million and compared to December 2023 was smaller by 43.3%, and compared to the corresponding period of the previous year it increased by 16.3%.

Construction and assembly production in January 2024 amounted to PLN 738.8 million (at current prices) and accounted for 16.3% of sold production of construction. Compared to the previous month, construction and assembly production decreased by 65.0%, and compared to January 2023 it was smaller by 9.0%.

The decrease in production in relation to the corresponding period of 2023 occurred in units dealing with civil engineering (by 19.6%) and in specialised construction activities (by 14.2%), whereas an increase in units dealing with construction of buildings (by 39.2%).

Labour productivity measured by production per employed person in construction in January 2024 amounted to PLN 84.7 thousand and was by 42.5% lower than a month before and by 14.6% higher than in January 2023.

### Trade

Retail sales in trade and non-trade enterprises in January 2024 (at current prices) were by 27.3% smaller than in December 2023 and by 0.6% lower compared to January 2023.

Compared to December 2023, there was a decrease in the sales of pharmaceuticals, cosmetics, orthopedic equipment (by 39.7%), sales of press, books, other sales in specialised stores (by 38.7%), other retail sales in non-specialised stores (by 35.6%), sales of food, beverages and tobacco (by 30.9%), sales of furniture, electronic goods and household equipment (by 29.4%), sales in the "other" group (by 23.2%), as well as sales of textiles, clothing and footwear (by 22.3%).

On the other hand, there was an increase in the sales of motor vehicles, motorcycles, parts (by 17.0%).

Compared to January 2023, the decrease was recorded in the sales of solid, liquid and gas fuels (by 12.7%), sales of furniture, electronic goods and household equipment (by 8.1%), sales in the "other" group (by 3.0%) and sales of food, beverages and tobacco (by 2.4%).

However, there was an increase in the sales of motor vehicles, motorcycles, parts (by 16.8%), pharmaceuticals, cosmetics, orthopedic equipment (by 15.2%), other retail sales in non-specialised stores (by 11.7%), sales of press, books, other sales in specialised stores (by 9.4%), and sales of textiles, clothing and footwear (by 5.7%).

Wholesale in trade enterprises in January 2024 (at current prices) was by 1.6% larger as compared to the previous month and by 6.2% higher as compared to January 2023, and in wholesale enterprises it was higher by 2.7% and by 3.4%, respectively.

## Industry

The sold production of industry in January 2024 amounted to (in current prices) PLN 14,590.5 million and was (in constant prices) higher than in the corresponding month of 2023 by 8.2%. Compared to January 2023, an increase in sold production in manufacturing was recorded by 5.9%.

Among the divisions classified as manufacturing, the increase in sales was recorded, among others, in: manufacture of textile products (by 89.5%), manufacture of furniture (by 43.1%), manufacture of computers, electronic and optic products (by 32.6%), manufacture of pharmaceutical products (by 13.2%), manufacture of paper and paper products (by 10.1%), manufacture of rubber and plastics (by 7.6%), manufacture of food products (by 7.4%), manufacture of coke and refined petroleum products (by 6.8%), manufacture or electrical equipment (by 5.1%), other manufacturing (by 4.7%), repair, installation of machinery and equipment (by 0.9%), manufacture of beverages (by 0.5%).

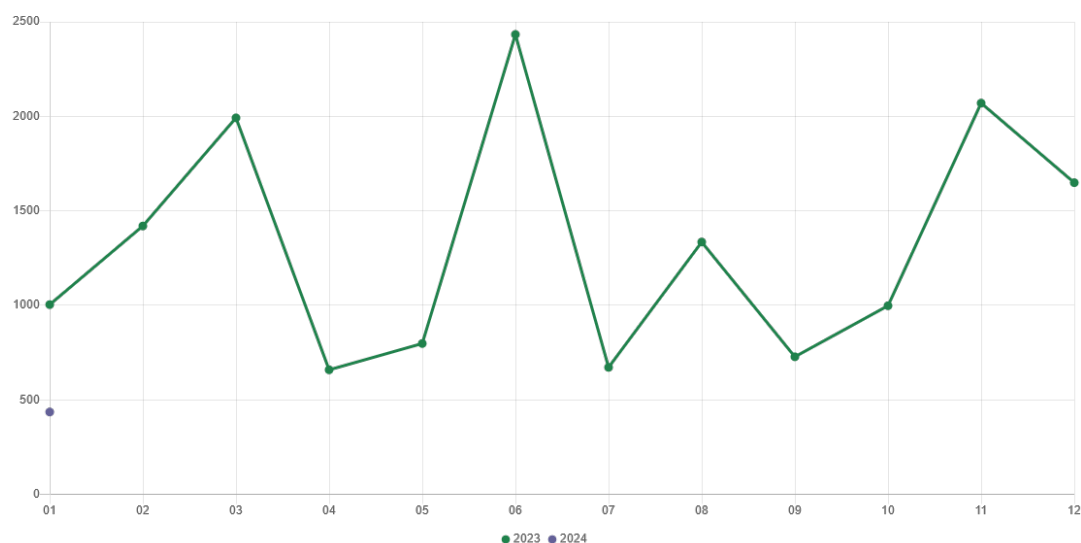
The decrease in sales was recorded, among others, in: manufacture of basic metals (by 17.2%), printing and reproduction of recorded media (by 14.8%), manufacture of products of wood, cork, straw and wicker (by 14.3%), manufacture of wearing apparel (by 13.2%), manufacture of other non-metallic mineral products (by 13.1%), manufacture of motor vehicles, trailers and semi-trailers (by 12.6%), manufacture of machinery and equipment n.e.c. (by 7.6%), manufacture of chemicals and chemical products (by 5.9%), manufacture of metal products (by 1.5%).

Labour productivity in industry measured by production per employed person, in January 2024 amounted to PLN 77.2 thousand (at current prices) and was – at constant prices – by 4.8% higher than in the previous year.

## Residential construction

According to preliminary data, 436 dwellings were completed in Warszawa in January 2024, i.e. by 56.6% less than in the corresponding period of 2023), and in Mazowieckie Voivodship 2785 dwellings, i.e. by 14.7% less than in January 2023. A decrease in the number of dwellings completed was recorded in construction for sale or rent from 921 to 364, i.e. by 60.5%, in private construction from 83 to 72, i.e. by 13.3%.

**Chart 4. Dwellings completed**



In January 2024, construction begun in 1,297 dwellings (by 2.4% more than in the corresponding period of 2023), of which: 1,283 in construction for sale or rent, 14 in private construction.

In January 2024, the number of dwellings for which permits have been granted or which have been registered with a construction project amounted to 1,561 (by 103.0% more than in the corresponding period of 2023), of which 24 dwellings in buildings built by private investors.

The average useful floor area of a dwelling completed in January 2024, amounted to 100.3 m<sup>2</sup> and increased by 29.5 m<sup>2</sup>. In private construction, the average useful floor area of dwellings amounted to 206.7 m<sup>2</sup> (by 38.5 m<sup>2</sup> more than in the corresponding period of 2023), in construction for sale or rent – 79.3 m<sup>2</sup> (by 17.3 m<sup>2</sup> more).

### **Entities of the national economy**

At the end of January 2024, there were 554,813 entities of the national economy registered in the REGON register in Warszawa, which accounted for 54.7% of the total in Mazowieckie Voivodship. Compared with December 2023, the number of entities of the national economy increased by 2,042 (i.e. by 0.4%), and compared to January 2023 increased by 27,417 (i.e. by 5.2%).

As of the end of January this year, there were 250,204 legal persons and organisational units without legal personality registered in the REGON register, of which 178,737 commercial companies. The number of these entities increased compared to the previous month by 0.4% and 0.5%, respectively, and on an annual basis by 4.8% and 5.9%, respectively.

The number of registered natural persons conducting economic activity as of the end of January 2024 amounted to 304,609 and compared to December 2023 it was higher by 0.3%, and compared to the corresponding period of the previous year increased by 5.5%.

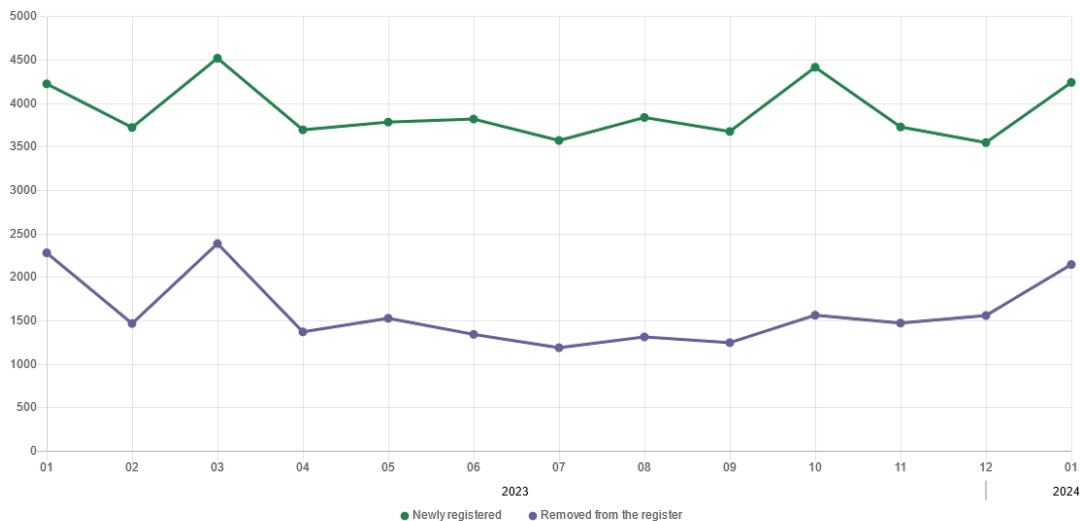
In Warszawa, in January 2024, the most numerous were entities dealing with: professional, scientific and technical activities (19.3% of total registered units), trade; repair of motor vehicles (16.90%), as well as information and communication (12.6%).

Compared to December 2023, the number of entities increased, among others, in the sections: activities of extraterritorial organisations and bodies (by 1.3%), electricity, gas, steam and air conditioning supply (by 1.1%), human health and social work activities as well as information and communication (by 0.7% each), administrative and support service activities as well as construction (by 0.6% each). However, there was a decrease in the number of entities in the section of public administration and defence; compulsory social security (by 0.2%).

In comparison with January 2023, the largest increase in the number of entities was recorded in the sections: information and communication (by 11.5%), agriculture, forestry and fishing (by 11.4%), electricity, gas, steam and air conditioning supply (by 10.0%), public administration and defence; compulsory social security (by 7.5%), human health and social work activities as well as administrative and support service activities (by 6.9% each). Whereas no decrease in the number of entities was recorded in any section.

In January 2024, 4,245 new entities were entered into the REGON register, i.e. by 19.5% more than in the previous month. The newly registered entities were dominated by natural persons conducting economic activity – 2,738 (by 26.9% more than in December 2023). The number of newly registered commercial companies was larger compared to the previous month by 13.1%, including limited liability companies – larger by 12.6%.

**Chart 5. Entities newly registered and removed from the register**



In January 2024, 2,150 entities were removed from the REGON register (compared to 1,563 in the previous month), including 1,689 natural persons conducting economic activity (by 47.0% more).

As of the end of January 2024, 66,118 entities had suspended activity in the REGON register (by 2.6% more than a month before). The vast majority were natural persons conducting economic activity (84.7%).

In case of quoting Statistics Poland data, please provide information: “Source of data: Statistics Poland”, and in case of publishing calculations made on data published by Statistics Poland, please include the following disclaimer: “Own study based on figures from Statistics Poland”.

Prepared by:  
**Statistical Office in Warszawa**  
**Director Agnieszka Ajdyn**  
Phone: (+48 22) 464 23 15

Issued by:  
**Statistical Information Centre**  
**Marcin Kałuski**  
Phone: (+48 22) 464 20 91

**Press office**

Phone: (+48 22) 464 20 91

**e-mail: [m.kaluski@stat.gov.pl](mailto:m.kaluski@stat.gov.pl)**

-  [warszawa.stat.gov.pl/en/](http://warszawa.stat.gov.pl/en/)
-  [@Warszawa\\_STAT](https://twitter.com/Warszawa_STAT)
-  [@UrzadStatystycznywWarszawie](https://www.facebook.com/@UrzadStatystycznywWarszawie)
-  [gus\\_stat](https://www.instagram.com/gus_stat)
-  [glownyurządstatystycznygus](https://www.youtube.com/glownyurządstatystycznygus)
-  [glownyurządstatystyczny](https://www.linkedin.com/glownyurządstatystyczny)

**Related information**

[Communications and Announcements](#)

**Data available in databases**

[Local Data Bank → Labour market](#)

**Terms used in official statistics**

[Registered unemployed persons](#)

[Registered unemployment rate](#)

[Average paid employment](#)

[Average monthly gross wages and salaries](#)

[Dwellings completed](#)

**Evaluate**  
the study

