

Statistics of Warszawa No. 12/2023

30 January 2024

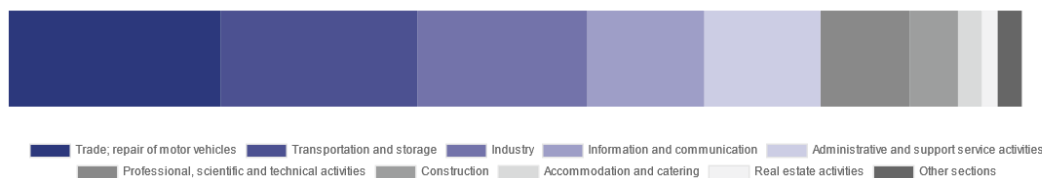
In December 2023, there was an increase in the average employment and a decrease in the number of unemployed persons compared to the corresponding period of previous year. Sold production of industry was lower and construction and assembly production were higher than a year earlier. Compared to December last year, both retail sales and wholesale decreased. December was characterised by a lower number of dwellings completed than a year earlier.

Average paid employment

Average paid employment in the enterprise sector in December 2023 amounted to 1,139.1 thousand persons (converted into full-time equivalents) and was by 3.3 thousand persons, i.e. by 0.3% larger than in November 2023, and by 11.1 thousand persons, i.e. by 1.0% higher than in December 2022.

Compared to November 2023, an increase in the average employment was recorded in the following sections: administrative and support service activities (by 0.7%), construction (by 0.6%), real estate activities (by 0.5%), information and communication as well as accommodation and catering (by 0.3% each), trade; repair of motor vehicles and industry (by 0.2% each), professional, scientific and technical activities and transportation and storage (by 0.1% each).

Chart 1. Structure of average paid employment by sections of PKD in December 2023



As compared to December 2022, an increase in the average employment was recorded in the sections: construction (by 4.5%), professional, scientific and technical activities (by 4.1%), information and communication (by 2.9%), real estate activities (by 2.2%), industry (by 1.6%), administrative and support service activities (by 0.9%).

A decline in average employment occurred in the sections: trade; repair of motor vehicles (by 1.6%), transportation and storage as well as accommodation and catering (by 0.4% each).

Registered unemployment

At the end of December 2023, the number of registered unemployed persons amounted to 18,188 and was by 259 persons, i.e. by 1.4% smaller than at the end of November 2023 and by 1,984 persons, i.e. by 9.8% smaller than in the corresponding period of 2022.

The number of registered unemployed women amounted to 8,608, which accounted for 47.3% of the total unemployed (47.6% a month and 49.7% a year before) and 15.9% of unemployed women in Mazowieckie Voivodship. As compared to November 2023, the number of unemployed women decreased by 178 persons, i.e. by 2.0% and compared to December 2022 decreased by 1,425 persons, i.e. by 14.2%.

The registered unemployment rate amounted to 1.4% (as in the previous month, and 1.5% in the previous year), in Mazowieckie Voivodship it was 4.1% (as a month before, and 4.3% a year before), while in the country at a level of 5.1% (5.0% a month before and 5.2% a year before).

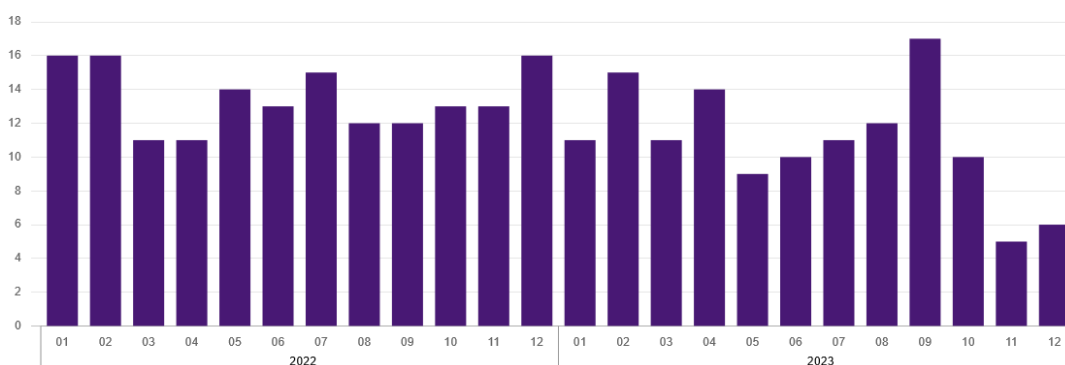
In December 2023, there were 2,105 unemployed persons registered in labour offices (2,615 in November 2023, and 2,362 in December 2022). Registered unemployed persons accounted for 17.5% of the total registered unemployed in the Voivodship.

The number of persons registering for the first time amounted to 672 (866 a month before), which accounted for 31.9% of the total unemployed who registered in December 2023 and 29.9% of persons registering for the first time in the Voivodship. The share of persons terminated due to company reasons among unemployed persons registered in December 2023 amounted to 1.2% (3.8% in Mazowieckie Voivodship), 1.3% a month before and 1.9% a year before.

In December 2023, 2,364 persons were removed from unemployment rolls (2,671 in November 2023, and 2,953 in December 2022), which accounted for 20.8% of unemployed persons removed from unemployment rolls in Mazowieckie Voivodship. Out of the unemployed removed from unemployment rolls, 1,285 persons took up work. Moreover, 679 persons lost their status of the unemployed as a result of not confirming their readiness to take up work. The reason for removing from the register was also starting training or traineeship, acquisition of retirement or pension rights, and others.

There were 15,836 persons who were not entitled to the unemployment benefit, i.e. 87.1% of the total unemployed (17,848 persons a year before, i.e. 88.5%), whereas 2,352 unemployed persons were entitled to the unemployment benefit.

Chart 2. Number of unemployed persons per job offer (as of end of month)



In December 2023, there were 4679 job offers submitted to labour offices, which accounted for 32.7% of job offers in Mazowieckie Voivodship and at the end this month the labour offices had job offers for 2888 persons. At the end of December 2023, there were 6 persons per one job offer (5 a month before and 16 a year before), in Mazowieckie Voivodship 20 persons (12 a month before and 28 a year before) registered as unemployed.

Wages and salaries

The average monthly gross wages and salaries in the enterprise sector in December 2023 amounted to PLN 9,519.17 and were by 5.1% higher as compared to the previous month and by 8.0% higher than in the corresponding period of 2022.

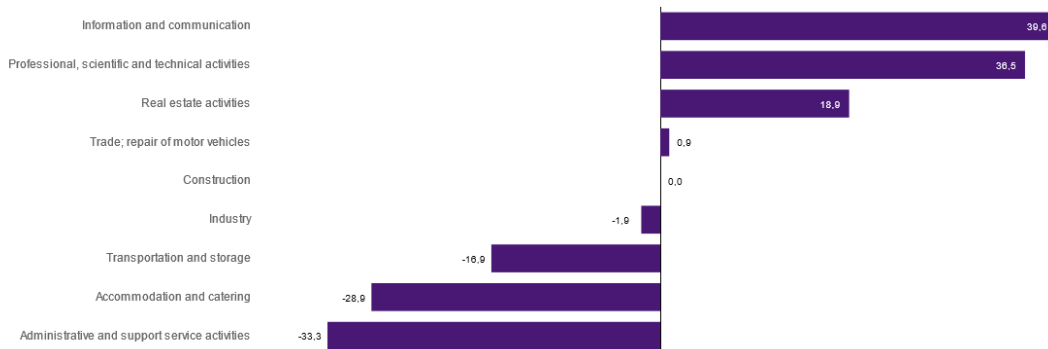
Compared to November 2023, an increase in the average gross wages and salaries was recorded in the following sections: real estate activities (by 16.0%), construction and professional, scientific and technical activities (by 7.4% each), industry (by 7.1%), trade; repair of motor vehicles (by 6.9%), accommodation and catering (by 4.9%), information and communication (by 3.7%), administrative and support service activities (by 0.6%).

Whereas a decrease in the average gross wages and salaries was recorded in the section of transportation and storage (by 0.4%).

Compared to December 2022, an increase in the average gross wages and salaries was recorded in the sections: industry (by 14.9%), accommodation and catering (by 14.8%), administrative and support service activities (by 12.9%), information and communication (by 9.3%), professional, scientific and technical activities (by 8.1%), trade; repair of motor vehicles (by 7.3%), real estate activities (by 2.5%), transportation and storage (by 1.9%).

On the other hand, a decrease in the average gross wages and salaries occurred in the construction section (by 3.8%).

Chart 3. Relative deviations (in %) of monthly gross wages and salaries in selected sections from average wages and salaries in enterprise sector in December 2023



Construction

Sold production of construction in December 2023 amounted (at current prices) to PLN 8,013.8 million and compared to November 2023 was higher by 26.5%, and compared to the corresponding period of the previous year it increased by 11.0%.

In the period January–December 2023, the sold production of construction amounted to PLN 71,561.2 million and was at the same level as in the corresponding period of 2022.

Construction and assembly production in December 2023 amounted to PLN 2,112.3 million (at current prices) and accounted for 26.4% of sold production of construction. Compared to the previous month, construction and assembly production increased by 33.7%, and compared to December 2022 it was larger by 38.8%.

In the period January–December 2023, construction and assembly production amounted to PLN 16,472.8 million and accounted for 23.0% of the sold production of construction (20.0% the year before). Compared to the corresponding period of the previous year, construction and assembly production was higher by 14.9%.

The increase in production in relation to the corresponding period of 2022 occurred in units dealing with civil engineering (by 31.4%) and in units dealing with construction of buildings (by 0.7%), whereas a decrease in specialised construction activities (by 5.0%).

Labour productivity measured by production per employed person in construction in December 2023 amounted to PLN 147.4 thousand and was by 25.8% higher than a month before and by 6.3% higher than in December 2022.

Trade

Retail sales in trade and non-trade enterprises in December 2023 (at current prices) were by 11.1% higher than in November 2023 and by 0.8% lower compared to December 2022.

Compared to November 2023, there was an increase in sales of press, books, other sales in specialised stores (by 46.9%), sales of food, beverages and tobacco (by 34.1%), sales of pharmaceuticals, cosmetics, orthopedic equipment (by 31.2%), followed by sales in the “other” group (by 10.0%), sales of furniture, electronic goods and household equipment (by 9.2%), sales of textiles, clothing and footwear (by 8.8%), other retail sales in non-specialised stores (by 7.7%).

On the other hand, there was a decrease in the sales of motor vehicles, motorcycles, parts (by 3.9%), sales of solid, liquid and gas fuels (by 3.4%).

Compared to December 2022, the decrease was recorded in the sales of solid, liquid and gas fuels (by 22.9%), sales of food, beverages and tobacco (by 10.4%), sales of furniture, electronic goods and household equipment (by 10.2%).

However, sales of pharmaceuticals, cosmetics, orthopedic equipment increased the most (by 32.1%), followed by other retail sales in non-specialised stores (by 9.5%), sales of motor vehicles, motorcycles, parts (by 8.8%), sales of textiles, clothing and footwear (by 5.9%), sales of press, books, other sales in specialized stores (by 3.4%).

In the period January–December 2023, compared to the corresponding period of 2022, retail sales increased by 4.0%.

Wholesale in trade enterprises in December 2023 (at current prices) was by 4.2% smaller as compared to the previous month and by 10.0% lower as compared to December 2022, and in wholesale enterprises it was lower by 8.5% and by 16.2%, respectively.

In the period January–December 2023, trade entities realised wholesale by 6.8% smaller than a year ago, while wholesale enterprises by 14.5% lower.

Industry

The sold production of industry in December 2023 amounted to (in current prices) PLN 24,555.1 million and was (in constant prices) lower than in the corresponding month of 2022 by 1.1%. Compared to December 2022, an increase in sold production in manufacturing was recorded by 2.2%.

In the period January–December 2023, the sold production of industry amounted to PLN 259,814.3 million (at current prices) and was (at constant prices) lower by 11.0% than in the corresponding period of 2022. In manufacturing, production increased by 0.9%.

Among the divisions classified as manufacturing, the increase in sales was recorded, among others, in: printing and reproduction of recorded media (by 26.2%), repair, installation of machinery and equipment (by 22.7%), manufacture of furniture (by 21.2%), other manufacturing (by 18.4%), manufacture of wearing apparel and manufacture of machinery and equipment (by 15.2% each), manufacture of food products (by 7.3%), manufacture of pharmaceutical products (by 5.6%), manufacture of paper and paper products (by 3.7%), manufacture of rubber and plastics (by 1.9%).

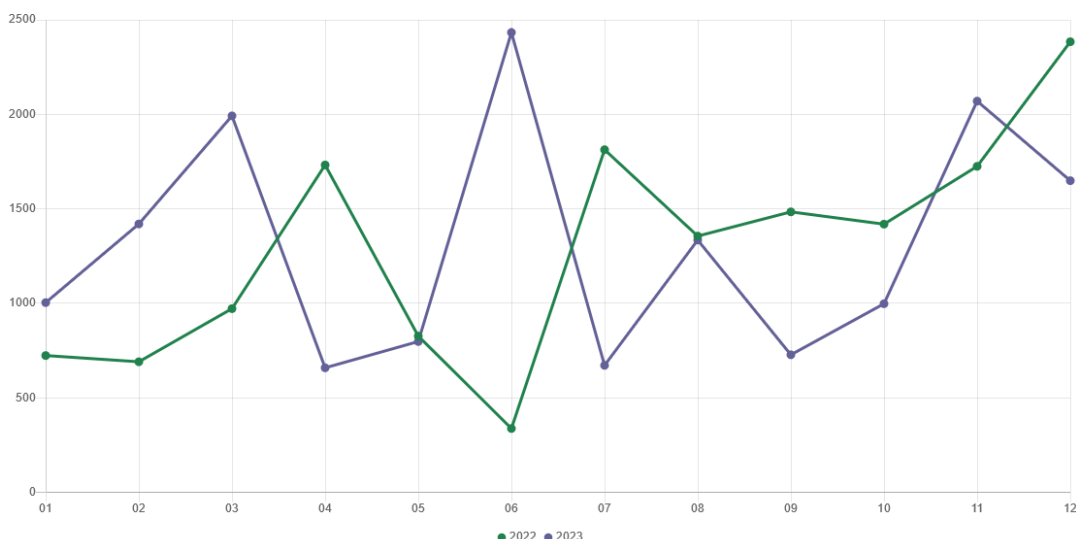
The decrease in sales was recorded, among others, in: manufacture of leather and leather products (by 43.9%), manufacture of textile products (by 33.3%), manufacture of motor vehicles, trailers and semi-trailers (by 24.4%), manufacture of products of wood, cork, straw and wicker as well as manufacture of coke and refined petroleum products (by 23.4% each), manufacture of metal products (by 13.6%), manufacture of other non-metallic mineral products (by 12.0%), manufacture of electrical equipment (by 11.7%), manufacture of basic metals (by 11.2%), manufacture of chemicals and chemical products (by 7.5%), manufacture of computers, electronic and optic products (by 6.5%), manufacture of beverages (by 2.2%).

Labour productivity in industry measured by production per employed person, in January–December 2023 amounted to PLN 1,364.7 thousand (at current prices) and was – at constant prices – by 12.4% lower than in the previous year.

Residential construction

According to preliminary data, 1649 dwellings were completed in Warszawa in December 2023, i.e. by 30.8% less than in the previous year.

Chart 4. Dwellings completed



In January–December 2023, 15,758 dwellings were completed (by 1.9% more than in the corresponding period of 2022), and in Mazowieckie Voivodship 43,165 dwellings, i.e. by 0.1% more than in January–December 2022. The increase in the number of dwellings completed was recorded in construction for sale or rent from 14,308 to 14,769, i.e. by 3.2% more. Whereas a decrease occurred in cooperative construction from 412 to 117, i.e. by 71.6% less, in private construction from 745 to 637, i.e. by 14.5% less. Moreover, in January–December 2023, 235 dwellings were built by public building society.

In January–December 2023, construction begun in 15,465 dwellings (by 14.8% more than in the corresponding period of 2022), of which: 14,178 in construction for sale or rent, 742 in private construction, 398 in construction of public building societies, 100 in company construction, 47 in cooperative construction.

In January–December 2023, the number of dwellings for which permits have been granted or which have been registered with a construction project amounted to 15,179 (by 26.6% less than in the corresponding period of 2022), of which 438 dwellings in buildings built by private investors.

The average useful floor area of a dwelling completed in January–December 2023, amounted to 61.5 m² and decreased by 1.3 m² compared to the corresponding period of 2022. In private construction, the average useful floor area of dwellings amounted to 176.9 m² (by 2.3 m² fewer than in the corresponding period of 2022), in construction for sale or rent – 56.8 m² (by 0.1 m² fewer), in cooperative construction – 48.4 m² (by 10.0 m² fewer), in public building society – 47.5 m².

Entities of the national economy

At the end of December 2023, there were 552,771 entities of the national economy registered in the REGON register in Warszawa, which accounted for 54.7% of the total in Mazowieckie Voivodship. Compared with November 2023, the number of entities of the national economy increased by 2,017 (i.e. by 0.4%), and compared to December 2022 increased by 27,296 (i.e. by 5.2%).

As of the end of December 2023, there were 249,168 legal persons and organisational units without legal personality registered in the REGON register, of which 177,826 commercial companies. The number of these entities increased compared to the previous month by 0.4% and 0.5%, respectively, and on an annual basis by 4.7% and 5.9%, respectively.

The number of registered natural persons conducting economic activity as of the end of December 2023 amounted to 303,603 and compared to November 2023 it was higher by 0.3%, and compared to the corresponding period of the previous year increased by 5.6%.

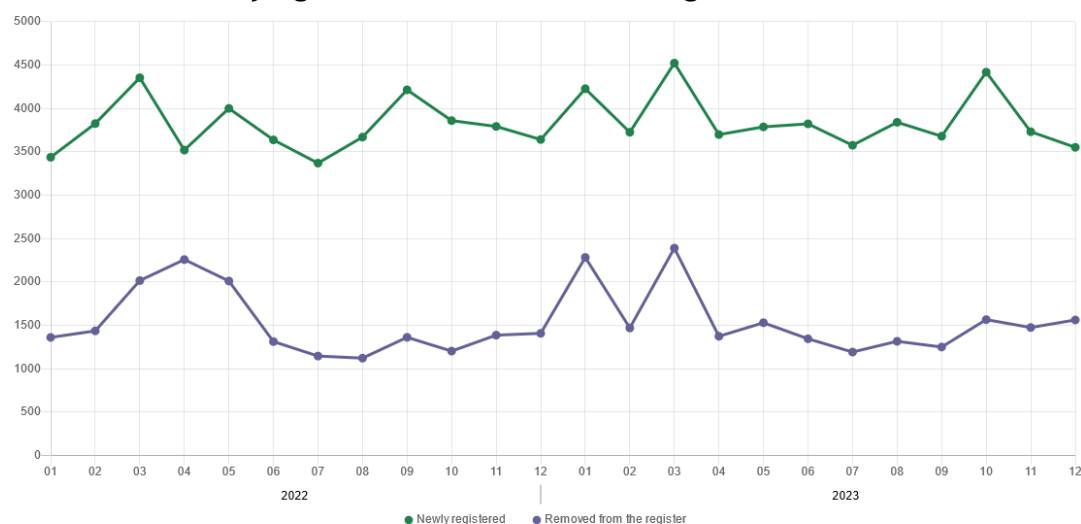
In Warszawa, in December 2023 the most numerous were entities dealing with professional, scientific and technical activities (19.3% of total registered units), trade; repair of motor vehicles (17.0%), as well as information and communication (12.6%).

Compared to November 2023, the number of entities increased, among others, in the sections: public administration and defence; compulsory social security (by 1.1%), administrative and support service activities (by 0.8%), human health and social work activities as well as information and communication (by 0.7% each), mining and quarrying as well as water supply; sewerage, waste management and remediation activities (by 0.5% each). However, there was a decrease in the number of entities in the sections: electricity, gas, steam and air conditioning supply (by 0.7%) and agriculture, forestry and fishing (by 0.1%).

In comparison with December 2022, the largest increase in the number of entities was recorded in the sections: information and communication (by 12.1%), agriculture, forestry and fishing (by 11.3%), electricity, gas, steam and air conditioning supply (by 10.5%), public administration and defence; compulsory social security (by 8.0%), administrative and support service activities (by 6.8%), human health and social work activities (by 6.7%). Whereas a decrease in the number of entities was recorded in the sections: activities of extraterritorial organisations and bodies (by 0.6%) as well as mining and quarrying (by 0.3%).

In December 2023, 3,553 new entities were entered into the REGON register, i.e. by 4.8% less than in the previous month. The newly registered entities were dominated by natural persons conducting economic activity – 2,158 (by 4.3% less than in November 2023). The number of newly registered commercial companies was smaller compared to the previous month by 12.3%, including limited liability companies – smaller by 12.8%.

Chart 5. Entities newly registered and removed from the register



In December 2023, 1,563 entities were removed from the REGON register (compared to 1,476 in the previous month), including 1,149 natural persons conducting economic activity (by 12.5% more).

As of the end of December 2023, 64,458 entities had suspended activity in the REGON register (by 0.8% more than a month before). The vast majority were natural persons conducting economic activity (84.7%).

In case of quoting Statistics Poland data, please provide information: “Source of data: Statistics Poland”, and in case of publishing calculations made on data published by Statistics Poland, please include the following disclaimer: “Own study based on figures from Statistics Poland”.

Prepared by:
Statistical Office in Warszawa
Director Agnieszka Ajdyn
Phone: (+48 22) 464 23 15

Issued by:
Statistical Information Centre
Marcin Kałuski
Phone: (+48 22) 464 20 91

Press office

Phone: (+48 22) 464 20 91

e-mail: m.kaluski@stat.gov.pl

-  warszawa.stat.gov.pl/en/
-  [@Warszawa_STAT](https://twitter.com/Warszawa_STAT)
-  [@UrzadStatystycznywWarszawie](https://www.facebook.com/@UrzadStatystycznywWarszawie)
-  [gus_stat](https://www.instagram.com/gus_stat)
-  [głównyurządstatystycznygus](https://www.youtube.com/głównyurządstatystycznygus)
-  [głównyurządstatystyczny](https://www.linkedin.com/głównyurządstatystyczny)

Related information

[Communications and Announcements](#)

Data available in databases

[Local Data Bank → Labour market](#)

Terms used in official statistics

[Registered unemployed persons](#)

[Registered unemployment rate](#)

[Average paid employment](#)

[Average monthly gross wages and salaries](#)

[Dwellings completed](#)

Evaluate
the study

