

Statistics of Warszawa No. 11/2023

4 January 2024

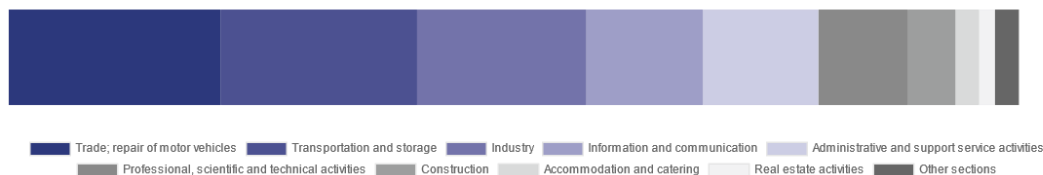
In November 2023, there was an increase in the average employment and a decrease in the number of unemployed persons compared to the corresponding period of previous year. Both, sold production of industry and construction and assembly production were higher than a year earlier. Compared to November last year, retail sales increased, whereas wholesale decreased. November was characterised by a higher number of dwellings completed than a year earlier.

Average paid employment

Average paid employment in the enterprise sector in November 2023 amounted to 1,135.8 thousand persons (converted into full-time equivalents) and was by 2.2 thousand persons, i.e. by 0.2% larger than in October 2023, and by 11.4 thousand persons, i.e. by 1.0% higher than in November 2022.

Compared to October 2023, an increase in the average employment was recorded in the following sections: administrative and support service activities (by 0.9%), accommodation and catering (by 0.5%), trade; repair of motor vehicles and industry (by 0.3% each), information and communication as well as real estate activities (by 0.1% each).

Chart 1. Structure of average paid employment by sections of PKD in November 2023



However, a decrease in the average employment was recorded in the sections: construction (by 0.2%), as well as transportation and storage (by 0.1%).

As compared to November 2022, an increase in the average employment was recorded in the sections: professional, scientific and technical activities (by 4.8%), construction (by 4.3%), information and communication (by 3.1%), administrative and support service activities (by 1.8%), real estate activities and industry (by 1.5% each).

A decline in average employment occurred in the sections: trade; repair of motor vehicles (by 1.7%), transportation and storage (by 0.8%), accommodation and catering (by 0.7%).

Registered unemployment

At the end of November 2023, the number of registered unemployed persons amounted to 18,447 and was by 56 persons, i.e. by 0.3% smaller than at the end of October 2023 and by 2,316 persons, i.e. by 11.2% smaller than in the corresponding period of 2022.

The number of registered unemployed women amounted to 8,786, which accounted for 47.6% of the total unemployed (47.9% a month and 50.4% a year before) and 16.2% of unemployed women in Mazowieckie Voivodship. As compared to October 2023, the number of unemployed women decreased by 74 persons, i.e. by 0.8% and compared to November 2022 decreased by 1,670 persons, i.e. by 16.0%.

The registered unemployment rate amounted to 1.4% (as in the previous month, and 1.5% in the previous year), in Mazowieckie Voivodship it was 4.1% (as a month before, and 4.2% a

year before), while in the country at a level of 5.0% (as a month before and 5.1% a year before).

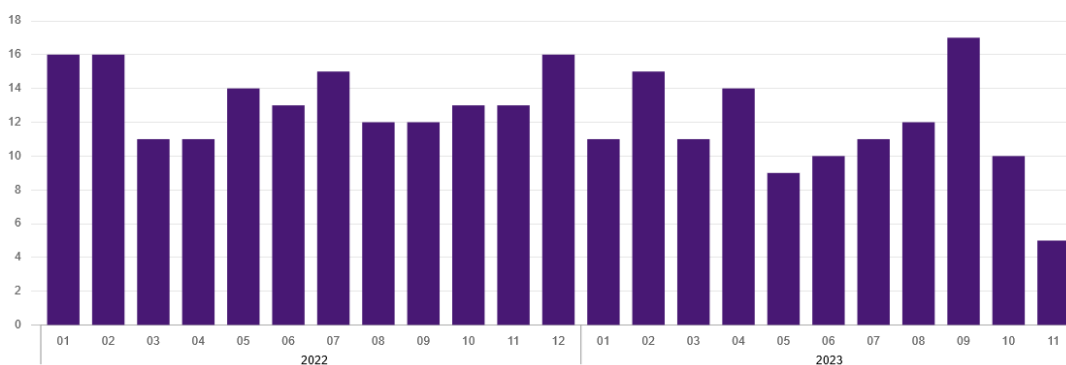
In November 2023, there were 2,615 unemployed persons registered in labour offices (2,909 in October 2023, and 2,685 in November 2022). Registered unemployed persons accounted for 20.6% of the total registered unemployed in the Voivodship.

The number of persons registering for the first time amounted to 866 (988 a month before), which accounted for 33.1% of the total unemployed who registered in November 2023 and 28.8% of persons registering for the first time in the Voivodship. The share of persons terminated due to company reasons among unemployed persons registered in November 2023 amounted to 1.3% (3.1% in Mazowieckie Voivodship), 1.2% a month before and 1.3% a year before.

In November 2023, 2,671 persons were removed from unemployment rolls (3,167 in October 2023, and 3,101 in November 2022), which accounted for 20.4% of unemployed persons removed from unemployment rolls in Mazowieckie Voivodship. Out of the unemployed removed from unemployment rolls, 1,346 persons took up work. Moreover, 853 persons lost their status of the unemployed as a result of not confirming their readiness to take up work. The reason for removing from the register was also starting training or traineeship, acquisition of retirement or pension rights, and others.

There were 16,135 persons who were not entitled to the unemployment benefit, i.e. 87.5% of the total unemployed (18,466 persons a year before, i.e. 88.9%), whereas 2,312 unemployed persons were entitled to the unemployment benefit.

Chart 2. Number of unemployed persons per job offer (as of end of month)



In November 2023, there were 5040 job offers submitted to labour offices, which accounted for 31.2% of job offers in Mazowieckie Voivodship and at the end this month the labour offices had job offers for 3518 persons. At the end of November 2023, there were 5 persons per one job offer (10 a month before and 13 a year before), in Mazowieckie Voivodship 12 persons (17 a month before and 15 a year before) registered as unemployed.

Wages and salaries

The average monthly gross wages and salaries in the enterprise sector in November 2023 amounted to PLN 9,057.69 and were by 2.0% lower as compared to the previous month and by 11.4% higher than in the corresponding period of 2022.

Compared to October 2023, a decrease in the average gross wages and salaries was recorded in the following sections: construction (by 10.7%), transportation and storage (by 9.0%), trade, repair of motor vehicles (by 0.5%).

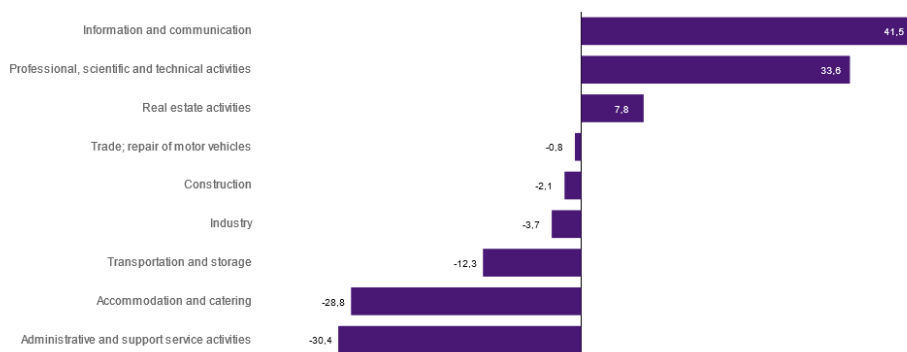
Whereas an increase in the average gross wages and salaries was recorded in the sections: accommodation and catering (by 2.6%), administrative and support service activities (by 1.5%), industry (by 1.1%), information and communication (by 0.9%), professional, scientific and technical activities as well as real estate activities (by 0.3% each).

Compared to November 2022, an increase in the average gross wages and salaries was recorded in the sections: transportation and storage (by 17.5%), administrative and support ser-

vice activities (by 15.8%), accommodation and catering (by 14.6%), industry (by 12.1%), information and communication (by 10.5%), trade; repair of motor vehicles (by 10.1%), professional, scientific and technical activities (by 8.1%), real estate activities (by 7.7%).

On the other hand, a decrease in the average gross wages and salaries occurred in the construction section (by 3.5%).

Chart 3. Relative deviations (in %) of monthly gross wages and salaries in selected sections from average wages and salaries in enterprise sector in November 2023



Construction

Sold production of construction in November 2023 amounted (at current prices) to PLN 6,333.2 million and compared to October 2023 was higher by 17.2%, and compared to the corresponding period of the previous year it decreased by 1.8%.

In the period January–November 2023, the sold production of construction amounted to PLN 63,115.3 million and was lower by 0.9% than in the corresponding period of 2022.

Construction and assembly production in November 2023 amounted to PLN 1,579.3 million (at current prices) and accounted for 24.9% of sold production of construction. Compared to the previous month, construction and assembly production increased by 16.7%, and compared to November 2022 it was larger by 26.4%.

In the period January–November 2023, construction and assembly production amounted to PLN 14,149.6 million and accounted for 22.4% of the sold production of construction (20.0% the year before). Compared to the corresponding period of the previous year, construction and assembly production was higher by 11.1%.

The increase in production in relation to the corresponding period of 2022 occurred in units dealing with civil engineering (by 23.5%) and in units dealing with construction of buildings (by 0.1%), whereas a decrease in specialised construction activities (by 3.6%).

Labour productivity measured by production per employed person in construction in November 2023 amounted to PLN 117.2 thousand and was by 17.5% higher than a month before and by 5.8% lower than in November 2022.

Trade

Retail sales in trade and non-trade enterprises in November 2023 (at current prices) were by 4.9% higher than in October 2023 and by 3.3% higher compared to November 2022.

Compared to October 2023, there was an increase in sales of pharmaceuticals, cosmetics, orthopedic equipment (by 24.8%), sales of furniture, electronic goods and household equipment (by 11.5%), followed by sales in the “other” group (by 5.8%), sales of press, books, other sales in specialised stores (by 3.1%), sales of textiles, clothing and footwear (by 2.7%).

On the other hand, there was a decrease in the sales of solid, liquid and gas fuels (by 8.1%), sales of motor vehicles, motorcycles, parts (by 5.8%), sales of food, beverages and tobacco (by 4.8%), other retail sales in non-specialised stores (by 2.0%).

Compared to November 2022, the increase was recorded in the sales of pharmaceuticals, cosmetics, orthopedic equipment (by 33.1%), sales of motor vehicles, motorcycles, parts (by 18.2%), sales of

textiles, clothing and footwear (by 12.0%), sales in the “other” group (by 6.1%), other retail sales in non-specialised stores (by 4.2%).

However, sales of solid, liquid and gas fuels decreased (by 22.4%), sales of food, beverages and tobacco (by 8.6%), sales of furniture, electronic goods and household equipment (by 7.1%), sales of press, books, other sales in specialised stores (by 1.0%).

In the period January–November 2023, compared to the corresponding period of 2022, retail sales increased by 4.9%.

Wholesale in trade enterprises in November 2023 (at current prices) was by 1.1% smaller as compared to the previous month and by 12.5% lower as compared to November 2022, and in wholesale enterprises it was higher by 1.6% and lower by 17.8%, respectively.

In the period January–November 2023, trade entities realised wholesale by 6.6% smaller than a year ago, while wholesale enterprises by 14.5% lower.

Industry

The sold production of industry in November 2023 amounted to (in current prices) PLN 24,342.9 million and was (in constant prices) higher than in the corresponding month of 2022 by 3.3%. Compared to November 2022, an increase in sold production in manufacturing was recorded by 4.9%.

In the period January–November 2023, the sold production of industry amounted to PLN 236,310.3 million (at current prices) and was (at constant prices) lower by 11.5% than in the corresponding period of 2022. In manufacturing, production increased by 0.6%.

Among the divisions classified as manufacturing, the increase in sales was recorded, among others, in: manufacture of wearing apparel (by 27.9%), repair and installation of machinery and equipment (by 24.7%), manufacture of furniture (by 22.5%), manufacture of machinery and equipment n.e.c. (by 20.7%), printing and reproduction of recorded media (by 19.4%), other manufacturing (by 16.7%), manufacture of food products (by 6.9%), manufacture of pharmaceutical products (by 6.8%), manufacture of paper and paper products (by 3.3%), manufacture of rubber and plastics (by 1.6%).

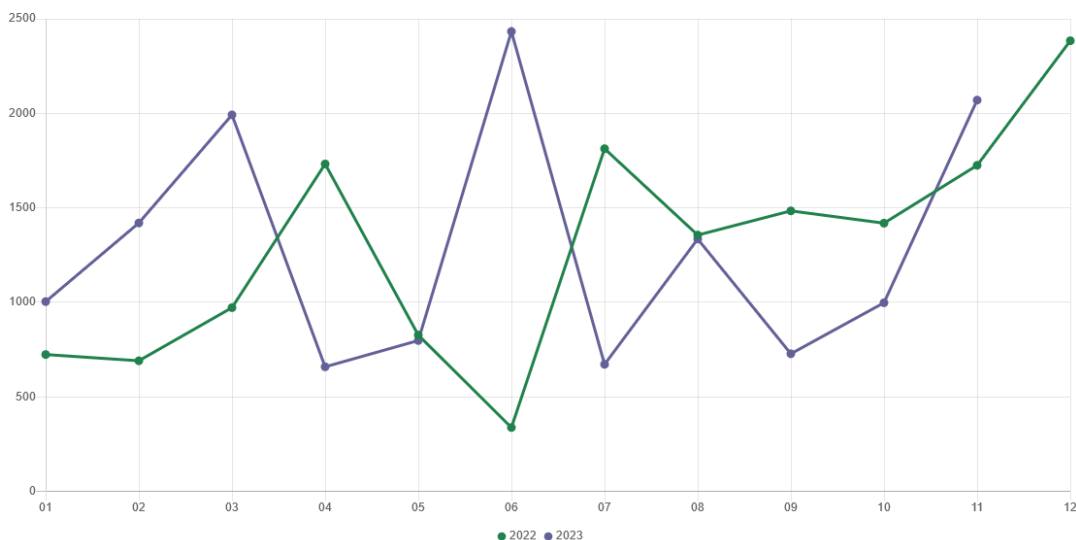
The decrease in sales was recorded, among others, in: manufacture of leather and leather products (by 42.5%), manufacture of textile products (by 35.6%), manufacture of motor vehicles, trailers and semi-trailers (by 25.5%), manufacture of coke and refined petroleum products (by 22.4%), manufacture of products of wood, cork, straw and wicker (by 22.2%), manufacture of metal products (by 14.9%), manufacture of computer, electronic and optical products (by 12.8%), manufacture of basic metals (by 12.6%), manufacture of other non-metallic products (by 12.1%), manufacture of electrical equipment (by 10.2%), manufacture of chemicals and chemical products (by 10.1%), manufacture of beverages (by 2.3%).

Labour productivity in industry measured by production per employed person, in January–November 2023 amounted to PLN 1,243.8 thousand (at current prices) and was – at constant prices – by 12.8% lower than in the previous year.

Residential construction

According to preliminary data, 2070 dwellings were completed in Warszawa in November 2023, i.e. by 20.0% more than in the previous year.

Chart 4. Dwellings completed



In January–November 2023, 14,109 dwellings were completed (by 7.9% more than in the corresponding period of 2022), and in Mazowieckie Voivodship 39,233 dwellings, i.e. by 4.2% more than in January–November 2022. The increase in the number of dwellings completed was recorded in construction for sale or rent from 12,009 to 13,202, i.e. by 9.9% more. Whereas a decrease occurred in cooperative construction from 412 to 117, i.e. by 71.6% less, in private construction from 660 to 555, i.e. by 15.9% less. Moreover, in January–November 2023, 235 dwellings were built by public building society.

In January–November 2023, construction begun in 14,269 dwellings (by 20.0% more than in the corresponding period of 2022), of which: 13,186 in construction for sale or rent, 716 in private construction, 220 in construction of public building societies, 100 in company construction, 47 in cooperative construction.

In January–November 2023, the number of dwellings for which permits have been granted or which have been registered with a construction project amounted to 13,565 (by 27.4% less than in the corresponding period of 2022), of which 394 dwellings in buildings built by private investors.

The average useful floor area of a dwelling completed in January–November 2023, amounted to 61.6 m² and decreased by 1.8 m² compared to the corresponding period of 2022. In private construction, the average useful floor area of dwellings amounted to 175.1 m² (by 4.4 m² fewer than in the corresponding period of 2022), in construction for sale or rent – 57.1 m² (by 0.1 m² fewer), in cooperative construction – 48.4 m² (by 10.0 m² fewer), in public building society – 47.5 m².

Entities of the national economy

At the end of November 2023, there were 550,754 entities of the national economy registered in the REGON register in Warszawa, which accounted for 54.6% of the total in Mazowieckie Voivodship. Compared with October 2023, the number of entities of the national economy increased by 2,225 (i.e. by 0.4%), and compared to November 2022 increased by 27,661 (i.e. by 5.3%).

As of the end of November this year, there were 248,163 legal persons and organisational units without legal personality registered in the REGON register, of which 177,027 commercial companies. The number of these entities increased compared to the previous month by 0.4% and 0.5%, respectively, and on an annual basis by 4.8% and 6.0%, respectively.

The number of registered natural persons conducting economic activity as of the end of November 2023 amounted to 302,591 and compared to October 2023 it was higher by 0.4%, and compared to the corresponding period of the previous year increased by 5.7%.

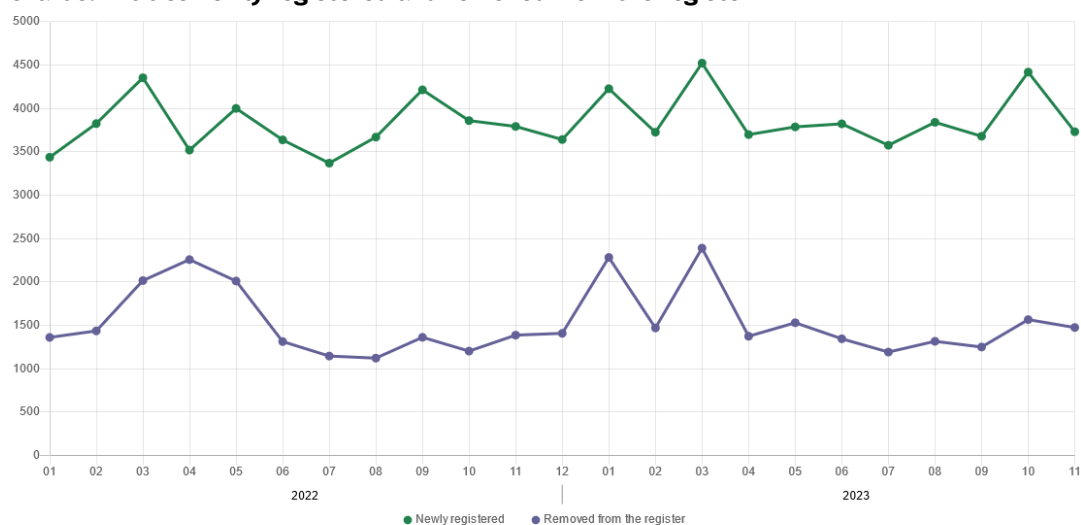
In Warszawa, in November 2023 the most numerous were entities dealing with professional, scientific and technical activities (19.3% of total registered units), trade; repair of motor vehicles (17.0%), as well as information and communication (12.5%).

Compared to October 2023 the number of entities increased, among others, in the sections: public administration and defence; compulsory social security (by 4.2%), agriculture, forestry and fishing (by 1.1%), human health and social work activities and information and communication (by 0.8% each), mining and quarrying and construction (by 0.6% each).

In comparison with November 2022, the largest increase in the number of entities was recorded in the sections: electricity, gas, steam and air conditioning supply (by 14.0%), information and communication (by 12.6%), agriculture, forestry and fishing (by 11.7%). Whereas a decrease in the number of entities was recorded in the section of activities of extraterritorial organisations and bodies (by 0.6%).

In November 2023, 3,733 new entities were entered into the REGON register, i.e. by 15.5% less than in the previous month. The newly registered entities were dominated by natural persons conducting economic activity – 2,256 (by 23.0% less than in October 2023). The number of newly registered commercial companies was smaller compared to the previous month by 1.9%, including limited liability companies – smaller by 1.0%.

Chart 5. Entities newly registered and removed from the register



In November 2023, 1,476 entities were removed from the REGON register (compared to 1,567 in the previous month), including 1,021 natural persons conducting economic activity (by 8.5% less).

As of the end of November 2023, 63,928 entities had suspended activity in the REGON register (by 1.0% more than a month before). The vast majority were natural persons conducting economic activity (84.6%).

In case of quoting Statistics Poland data, please provide information: “Source of data: Statistics Poland”, and in case of publishing calculations made on data published by Statistics Poland, please include the following disclaimer: “Own study based on figures from Statistics Poland”.

Prepared by:
Statistical Office in Warszawa
Director Agnieszka Ajdyn
Phone: (+48 22) 464 23 15

Issued by:
Statistical Information Centre
Marcin Kałuski
Phone: (+48 22) 464 20 91

Press office

Phone: (+48 22) 464 20 91

e-mail: m.kaluski@stat.gov.pl

-  warszawa.stat.gov.pl/en/
-  [@Warszawa_STAT](https://twitter.com/Warszawa_STAT)
-  [@UrzadStatystycznywWarszawie](https://www.facebook.com/@UrzadStatystycznywWarszawie)
-  [gus_stat](https://www.instagram.com/gus_stat)
-  [głównyurządstatystycznygus](https://www.youtube.com/głównyurządstatystycznygus)
-  [głównyurządstatystyczny](https://www.linkedin.com/głównyurządstatystyczny)

Related information

[Communications and Announcements](#)

Data available in databases

[Local Data Bank → Labour market](#)

Terms used in official statistics

[Registered unemployed persons](#)

[Registered unemployment rate](#)

[Average paid employment](#)

[Average monthly gross wages and salaries](#)

[Dwellings completed](#)

Evaluate
the study

