

# Statistics of Warszawa No. 8/2023

29 September 2023

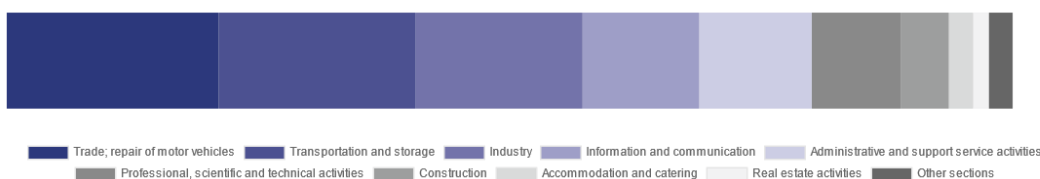
In August 2023, there was an increase in the average employment and a decrease in the number of unemployed persons compared to the corresponding period of previous year. Sold production of industry was lower than a year earlier, while construction and assembly production was higher. Retail sales were higher than a year earlier, but wholesale decreased. August was characterised by a lower, than in the previous year, number of dwellings completed and permits issued, while the number of dwellings in which construction has begun was higher y/y.

## Average paid employment

Average paid employment in the enterprise sector in August 2023 amounted to 1,131.0 thousand persons (converted into full-time equivalents) and was by 1.4 thousand persons, i.e. by 0.1% larger than in July 2023, and by 11.7 thousand persons, i.e. by 1.0% higher than in August 2022.

Compared to July 2023, an increase in the average employment was recorded in the following sections: administrative and support service activities (by 1.6%), accommodation and catering (by 0.2%), real estate activities (by 0.1%).

**Chart 1. Structure of average paid employment by sections of PKD in August 2023**



However, a decrease in the average employment was recorded in the section of transportation and storage (by 0.2%) as well as information and communication (by 0.1%).

As compared to August 2022, an increase in the average employment was recorded in the sections: professional, scientific and technical activities (by 5.6%), construction (by 4.5%), information and communication (by 4.1%), administrative and support service activities (by 1.4%), real estate activities (by 0.8%), industry as well as transportation and storage (by 0.1% each).

A decline in average employment occurred in the sections: trade; repair of motor vehicles (by 2.0%) and accommodation and catering (by 0.4%).

## Registered unemployment

At the end of August 2023, the number of registered unemployed persons amounted to 18,853 and was by 50 persons, i.e. by 0.3% smaller than at the end of July 2023 and by 3,899 persons, i.e. by 17.1% smaller than in the corresponding period of 2022.

The number of registered unemployed women amounted to 9,164, which accounted for 48.6% of the total unemployed (48.4% a month and 51.4% a year before) and 16.2% of unemployed women in Mazowieckie Voivodship. As compared to July 2023, the number of unemployed women increased by 24 persons, i.e. by 0.3% and compared to August 2022 decreased by 2,524 persons, i.e. by 21.6%.

The registered unemployment rate amounted to 1.3% (as in the previous month, and 1.6% in the previous year), the average in Mazowieckie Voivodship was 4.0% (as a month before, and

4.3% a year before), while the national average was 5.0% (as a month before and 5.2% a year before).

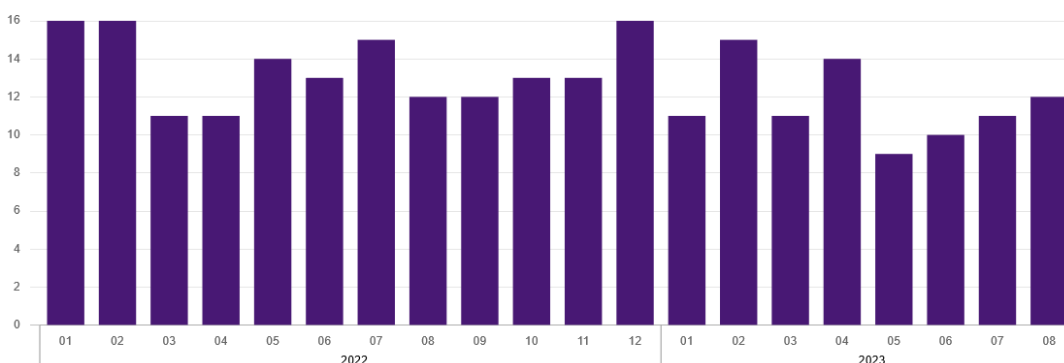
In August 2023, there were 2,588 unemployed persons registered in labour offices (2,499 in July 2023, and 2,347 in August 2022). Registered unemployed persons accounted for 19.8% of the total registered unemployed in the Voivodship.

The number of persons registering for the first time amounted to 897 (831 a month before), which accounted for 34.7% of the total unemployed who registered in August 2023 and 26.5% of persons registering for the first time in the Voivodship. The share of persons terminated due to company reasons among unemployed persons registered in August 2023 amounted to 1.6% (3.2% in Mazowieckie Voivodship), 1.4% a month and a year before.

In August 2023, 2,638 persons were removed from unemployment rolls (2555 in July 2023, and 3,013 in August 2022), which accounted for 20.7% of unemployed persons removed from unemployment rolls in Mazowieckie Voivodship. Out of the unemployed removed from unemployment rolls, 1,110 persons took up work. Moreover, 1,017 persons lost their status of the unemployed as a result of not confirming their readiness to take up work. The reason for removing from the register was also starting training or traineeship, acquisition of retirement or pension rights, and others.

There were 16,455 persons who were not entitled to the unemployment benefit, i.e. 87.3% of the total unemployed (20,438 persons a year before, i.e. 89.8%), whereas 2,398 unemployed persons were entitled to the unemployment benefit.

**Chart 2. Number of unemployed persons per job offer (as of end of month)**



In August 2023, there were 3,137 job offers submitted to labour offices, which accounted for 19.0% of job offers in Mazowieckie Voivodship and at the end this month the labour offices had job offers for 1,627 persons. At the end of August 2023 there were 12 persons per one job offer (11 a month and 12 a year before), in Mazowieckie Voivodship 13 persons (16 a month and 13 a year before) registered as unemployed.

### Wages and salaries

The average monthly gross wages and salaries in the enterprise sector in August 2023 amounted to PLN 8,862.99 and were by 0.8% lower as compared to the previous month and by 10.4% higher than in the corresponding period of 2022.

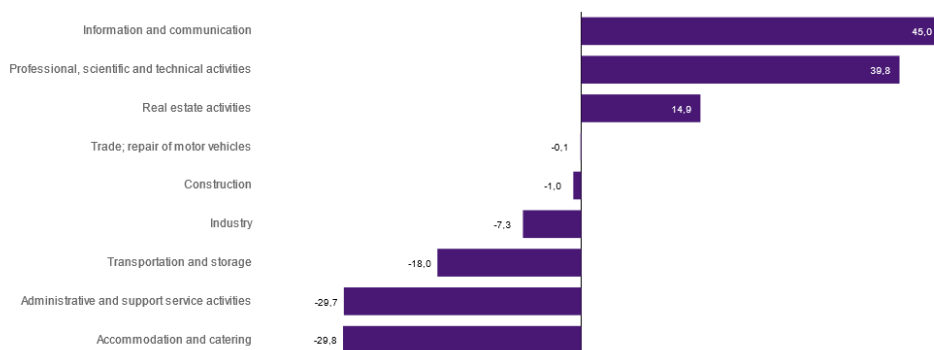
Compared to July 2023, the decrease in the average gross wages and salaries was recorded in the following sections: accommodation and catering (by 6.5%), industry (by 4.1%), trade, repair of motor vehicles (by 1.6%), administrative and support service activities (by 0.8%), construction (by 0.4%).

Whereas an increase in the average gross wages and salaries was recorded in the sections: real estate activities (by 4.4%), professional, scientific and technical activities (by 1.2%), transportation and storage (by 0.8%), information and communication (by 0.3%).

Compared to August 2022, an increase in the average gross wages and salaries was recorded in the sections: administrative and support service activities (by 14.3%), accommodation and catering (by 13.6%), transportation and storage (by 13.4%), industry (by 12.2%), real estate activities (by 12.1%), information and communication (by 9.6%), trade; repair of motor vehicles (by 8.2%), professional, scientific and technical activities (by 7.9%).

On the other hand, a decrease in the average gross wages and salaries occurred in the construction section (by 2.0%).

**Chart 3. Relative deviations (in %) of monthly gross wages and salaries in selected sections from average wages and salaries in enterprise sector in August 2023**



### Construction

Sold production of construction in August 2023 amounted (at current prices) to PLN 5,426.1 million and compared to July 2023 was smaller by 2.4%, and compared to the corresponding period of the previous year it decreased by 1.0%.

In the period January–August 2023, the sold production of construction amounted to PLN 45,007.1 million and was higher by 4.3% than in the corresponding period of 2022.

Construction and assembly production in August 2023 amounted to PLN 1,429.1 million (at current prices) and accounted for 26.3% of sold production of construction. Compared to the previous month, construction and assembly production increased by 17.2%, and compared to August 2022 it was larger by 19.1%.

In the period January–August 2023, construction and assembly production amounted to PLN 9,789.2 million and accounted for 21.8% of the sold production of construction (20.5% the year before). Compared to the corresponding period of the previous year, construction and assembly production was higher by 10.9%.

The increase in production in relation to the corresponding period of 2022 occurred in units dealing with civil engineering (by 17.8%) and specialised construction activities (by 11.8%), whereas a decrease in units dealing with construction of buildings (by 3.7%).

Labour productivity measured by production per employed person in construction in August 2023 amounted to PLN 100.2 thousand and was by 2.4% lower than a month before and by 5.3% than in August 2022.

### Trade

Retail sales in trade and non-trade enterprises in August 2023 (at current prices) were by 6.2% larger than in July 2023 and by 3.7% higher compared to August 2022.

Compared to July 2023, there was an increase in other retail sales in non-specialised stores (by 7.3%), sales of solid, liquid and gas fuels (by 3.7%), sales of furniture, electronic goods and household equipment (by 2.6%), sales of food, beverages and tobacco (by 1.7%), sales of motor vehicles, motorcycles, parts (by 0.7%).

On the other hand, there was a decrease in the sales of press, books, other sales in specialised stores (by 2.3%), sales of pharmaceuticals, cosmetics, orthopedic equipment (by 2.0%), as well as sales in the “other” group (by 0.7%), and sales of textiles, clothing and footwear (by 0.3%).

Compared to August 2022, the increase was recorded in the sales of pharmaceuticals, cosmetics, orthopedic equipment (by 23.0%), sales of motor vehicles, motorcycles, parts (by 14.1%), sales of textiles, clothing and footwear (by 11.2%).

The sales of solid, liquid and gas fuels decreased the most (by 15.5%), followed by the sales of furniture, electronic goods and household equipment (by 6.2%), sales in the “other” group (by 4.7%),

other retail sales in non-specialised stores (by 1.7%), sales of press, books, other sales in specialised stores (by 1.6%), and sales of food, beverages and tobacco (by 0.7%).

In the period January–August 2023, compared to the corresponding period of 2022, retail sales increased by 7.4%.

Wholesale in trade enterprises in August 2023 (at current prices) was by 3.8% larger as compared to the previous month and by 8.6% lower as compared to August 2022, and in wholesale enterprises it was higher by 6.7% and lower by 16.7%, respectively.

In the period January–August 2023, trade entities realised wholesale by 5.3% smaller than a year ago, while wholesale enterprises by 13.6% lower.

## **Industry**

The sold production of industry in August 2023 amounted to (in current prices) PLN 17,721.7 million and was (in constant prices) lower than in the corresponding month of 2022 by 7.2%. Compared to August 2022, an increase in sold production in manufacturing was recorded by 2.3%.

In the period January–August 2023, the sold production of industry amounted to PLN 169,609.0 million (at current prices) and was (at constant prices) lower by 16.9% than in the corresponding period of 2022. In manufacturing, production decreased by 2.0%.

Among the divisions classified as manufacturing, the decline in sales was recorded, among others, in: manufacture of other transport equipment (by 50.5%), manufacture of textile products (by 33.6%), manufacture of products of wood, cork, straw and wicker (by 30.9%), manufacture of motor vehicles, trailers and semi-trailers (by 24.0%), manufacture of other non-metallic mineral products (by 16.7%), manufacture of beverages (by 15.4%), manufacture of metal products (by 15.2%), manufacture of basic metals (by 12.2%), manufacture of electrical equipment (by 10.5%), manufacture of chemicals and chemical products (by 9.1%), manufacture of computers, electronic and optical products (by 4.1%), manufacture of paper and paper products (by 2.6%).

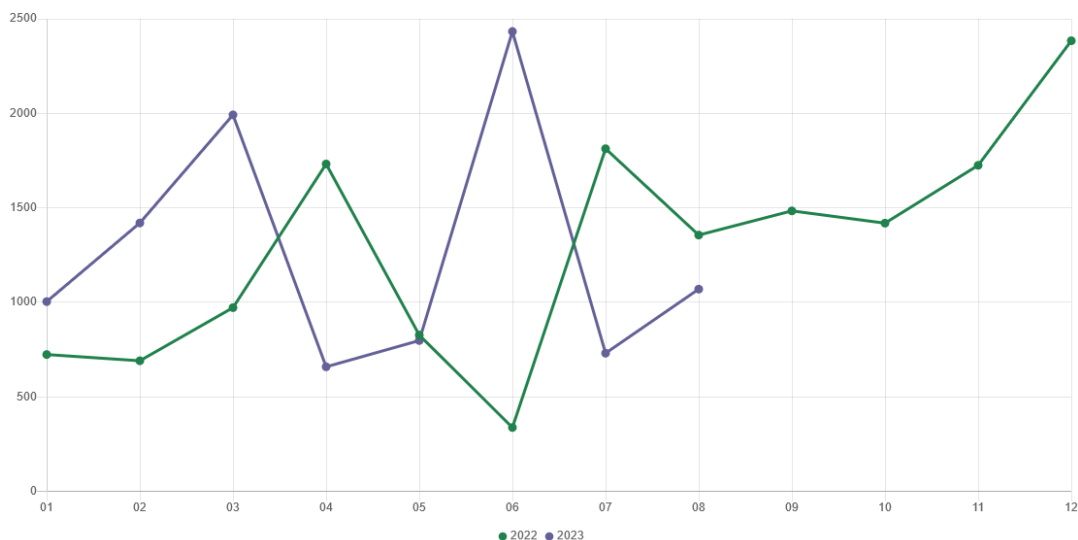
The increase in sales was recorded, among others, in: repair and installation of machinery and equipment (by 28.2%), manufacture of wearing apparel (by 23.0%), printing and reproduction of recorded media (by 19.3%), manufacture of machinery and equipment n.e.c. (by 18.4%), other manufacturing (by 18.1%), manufacture of furniture (by 17.0%), manufacture of food products (by 6.8%), manufacture of pharmaceutical products (by 3.9%), manufacture of rubber and plastics (by 0.6%).

Labour productivity in industry measured by production per employed person, in January–August 2023 amounted to PLN 901.2 thousand (at current prices) and was – at constant prices – by 17.3% lower than in the previous year.

## **Housing construction**

According to preliminary data, 1,070 dwellings were completed in Warszawa in August 2023, i.e. by 21.1% less than in the previous year.

**Chart 4. Dwellings completed**



In January–August 2023, 10,107 dwellings were completed (by 19.6% more than in the corresponding period of 2022), and in Mazowieckie Voivodship 28,111 dwellings, i.e. by 10.1% more than in January–August 2022. The increase in the number of dwellings completed was recorded in construction for sale or rent from 7,571 to 9,315, i.e. by 23.0% more. Whereas a decrease occurred in cooperative construction from 385 to 117, i.e. by 69.6% less, in private construction from 497 to 440, i.e. by 11.5% less. Moreover, in January–August 2023, 235 dwellings were built by public building society.

In January–August 2023, construction begun in 10,474 dwellings (by 17.0% more than in the corresponding period of 2022), of which: 10,021 in construction for sale or rent, 343 in private construction, 100 in company construction, 10 in cooperative construction.

In January–August 2023, the number of dwellings for which permits have been granted or which have been registered with a construction project amounted to 8,328 (by 44.9% less than in the corresponding period of 2022), of which 345 dwellings in buildings built by private investors.

The average useful floor area of a dwelling completed in January–August 2023, amounted to 61.4 m<sup>2</sup> and decreased by 2.6 m<sup>2</sup> compared to the corresponding period of 2022. In private construction, the average useful floor area of dwellings amounted to 171.1 m<sup>2</sup> (by 7.5 m<sup>2</sup> fewer than in the corresponding period of 2022), in construction for sale or rent – 56.7 m<sup>2</sup> (at the same level), in cooperative construction – 48.4 m<sup>2</sup> (by 10.0 m<sup>2</sup> fewer), in public building society – 47.5 m<sup>2</sup>.

### **Entities of the national economy**

At the end of August 2023, there were 54,3341 entities of the national economy registered in the REGON register in Warszawa, which accounted for 54.5% of the total in Mazowieckie Voivodship. Compared with July 2023, the number of entities of the national economy increased by 2,368 (i.e. by 0.4%), and compared to August 2022 increased by 27,965 (i.e. by 5.4%).

As of the end of August this year, there were 244,905 legal persons and organisational units without legal personality registered in the REGON register, of which 174,185 commercial companies. The number of these entities increased by 0.4% and 0.5%, respectively, compared to the previous month, whereas on an annual basis by 4.6% and 5.8%, respectively.

The number of registered natural persons conducting economic activity as of the end of August 2023 amounted to 298,436 and compared to July 2023 it was higher by 0.5%, and compared to the corresponding period of the previous year increased by 6.1%.

In Warszawa, in August 2023 the most numerous were entities dealing with professional, scientific and technical activities (19.3% of total registered units), trade; repair of motor vehicles (17.1%), as well as information and communication (12.4%).

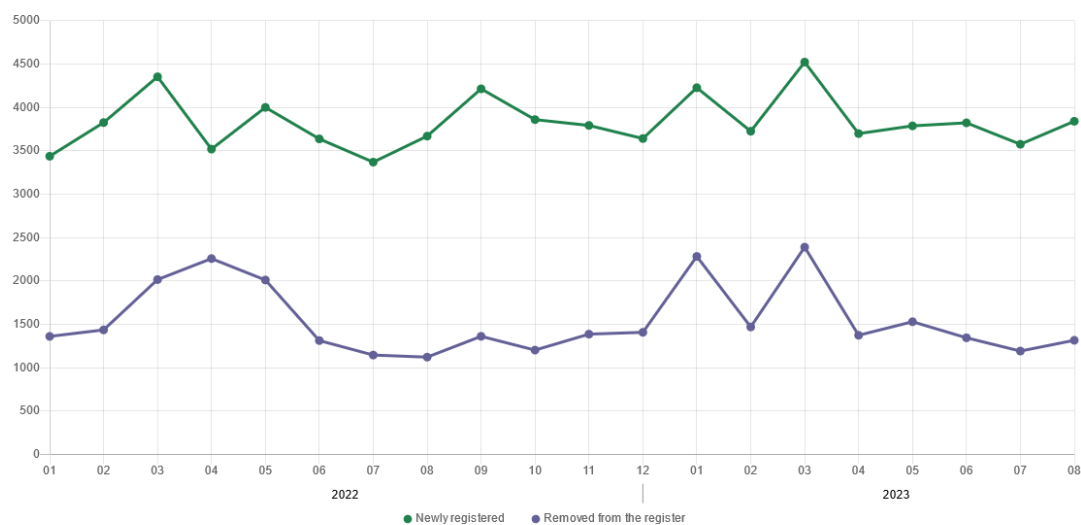
Compared to July 2023 the number of entities increased, among others, in the sections: electricity, gas, steam and air conditioning supply (by 1.0%), information and communication (by

0.8%), agriculture, forestry and fishing as well as education (by 0.6% each). However there was a decrease in the number of entities in the section of mining and quarrying (by 0.3%).

In comparison with August 2022, the largest increase was recorded in the sections: electricity, gas, steam and air conditioning supply (by 15.3%), information and communication (by 14.1%), as well as agriculture, forestry and fishing (by 9.5%).

In August 2023, 3,842 new entities were entered into the REGON register, i.e. by 7.4% more than in the previous month. The newly registered entities were dominated by natural persons conducting economic activity – 2,400 (by 5.6% more than in July 2023). The number of newly registered commercial companies was larger compared to the previous month by 10.9%, including limited liability companies – larger by 10.5%.

**Chart 5. Entities newly registered and removed from the register**



In August 2023, 1,317 entities were removed from the REGON register (compared to 1,193 in the previous month), including 873 natural persons conducting economic activity (by 2.1% less).

As of the end of August 2023, 63,643 entities had suspended activity in the REGON register (by 1.3% more than a month before). The vast majority were natural persons conducting economic activity (85.0%).

In case of quoting Statistics Poland data, please provide information: “Source of data: Statistics Poland”, and in case of publishing calculations made on data published by Statistics Poland, please include the following disclaimer: “Own study based on figures from Statistics Poland”.

Prepared by:  
**Statistical Office in Warszawa**  
**Director Agnieszka Ajdyn**  
Phone: (+48 22) 464 23 15

Issued by:  
**Statistical Information Centre**  
**Marcin Kałuski**  
Phone: (+48 22) 464 20 91

**Press office**

Phone: (+48 22) 464 20 91

**e-mail: [m.kaluski@stat.gov.pl](mailto:m.kaluski@stat.gov.pl)**

-  [warszawa.stat.gov.pl/en/](http://warszawa.stat.gov.pl/en/)
-  [@Warszawa\\_STAT](https://twitter.com/Warszawa_STAT)
-  [@UrzadStatystycznywWarszawie](https://www.facebook.com/@UrzadStatystycznywWarszawie)
-  [gus\\_stat](https://www.instagram.com/gus_stat)
-  [glownyurządstatystycznygus](https://www.youtube.com/glownyurządstatystycznygus)
-  [glownyurządstatystyczny](https://www.linkedin.com/glownyurządstatystyczny)

**Related information**

[Communications and Announcements](#)

**Data available in databases**

[Local Data Bank → Labour market](#)

**Terms used in official statistics**

[Registered unemployed persons](#)

[Registered unemployment rate](#)

[Average paid employment](#)

[Average monthly gross wages and salaries](#)

[Dwellings completed](#)

