

Statistics of Warszawa No. 7/2023

29 August 2023

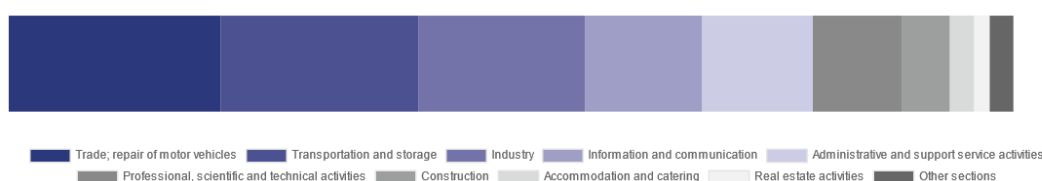
In July 2023, there was an increase in the average employment and a decrease in the number of unemployed persons compared to the corresponding period of previous year. Sold production of industry was lower than a year earlier, while construction and assembly production was higher. Both retail sales and wholesale were lower than a year earlier. July was characterised by a lower, than in the previous year, number of dwellings completed and permits issued, while the number of dwellings in which construction has begun was higher y/y.

Average paid employment

Average paid employment in the enterprise sector in July 2023 amounted to 1,129.6 thousand persons (converted into full-time equivalents) and was by 1.0 thousand persons, i.e. by 0.1% smaller than in June 2023, and by 10.5 thousand persons, i.e. by 0.9% higher than in July 2022.

Compared to June 2023, a decrease in the average employment was recorded in the following sections: construction (by 0.5%), trade; repair of motor vehicles (by 0.4%), information and communication (by 0.3%), administrative and support service activities (by 0.2%), industry (by 0.1%).

Chart 1. Structure of average paid employment by sections of PKD in July 2023



On the other hand, an increase in average employment occurred in the following sections: accommodation and catering (by 1.6%), professional, scientific and technical activities and real estate activities (by 0.2% each), transportation and storage (by 0.1%).

As compared to July 2022, an increase in the average employment was recorded in the sections: professional, scientific and technical activities (by 6.2%), construction (by 5.1%), information and communication (by 4.4%), real estate activities (by 1.0%), administrative and support service activities (by 0.7%), transportation and storage (by 0.1%).

A decrease in the average employment was recorded in the sections: trade; repair of motor vehicles (by 2.2%), and industry (by 0.4%).

Registered unemployment

At the end of July 2023, the number of registered unemployed persons amounted to 18903 and was by 56 persons, i.e. by 0.3% smaller than at the end of June 2023 and by 4515 persons, i.e. by 19.3% smaller than in the corresponding period of 2022.

The number of registered unemployed women amounted to 9140, which accounted for 48.4% of the total unemployed (48.0% a month and 51.9% a year before) and 16.3% of unemployed women in Mazowieckie Voivodship. As compared to June 2023, the number of unemployed women increased by 40 persons, i.e. by 0.4% and compared to July 2022 decreased by 3021 persons, i.e. by 24.8%.

The registered unemployment rate amounted to 1.3% (as in the previous month, and 1.6% in the previous year), the average in Mazowieckie Voivodship was 4.0% (as a month before, and

4.3% a year before), while the national average was 5.0% (as a month before and 5.2% a year before).

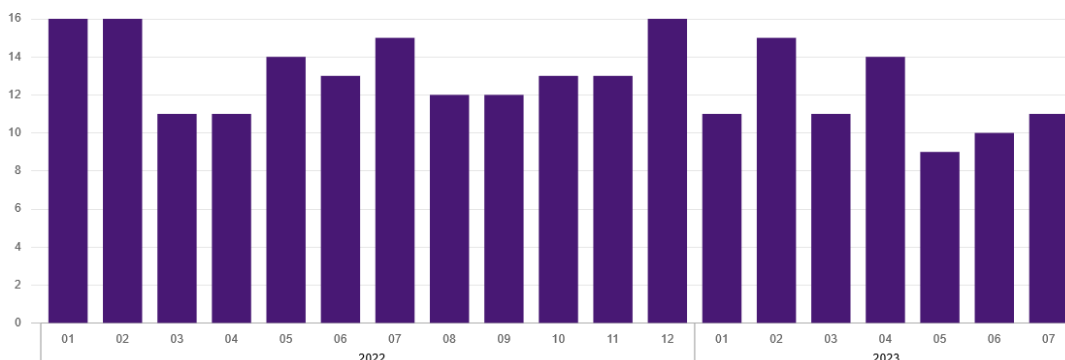
In July 2023, there were 2499 unemployed persons registered in labour offices (2356 in June 2023, and 2702 in July 2022). Registered unemployed persons accounted for 19.4% of the total registered unemployed in the Voivodship.

The number of persons registering for the first time amounted to 831 (790 a month before), which accounted for 33.3% of the total unemployed who registered in July 2023 and 26.7% of persons registering for the first time in the Voivodship. The share of persons terminated due to company reasons among unemployed persons registered in July 2023 amounted to 1.4% (3.5% in Mazowieckie Voivodship), 2.4% a month and 1.6% a year before.

In July 2023, 2555 persons were removed from unemployment rolls (3220 in June 2023, and 2950 in July 2022), which accounted for 20.9% of unemployed persons removed from unemployment rolls in Mazowieckie Voivodship. Out of the unemployed removed from unemployment rolls, 1150 persons took up work. Moreover, 892 persons lost their status of the unemployed as a result of not confirming their readiness to take up work. The reason for removing from the register was also starting training or traineeship, acquisition of retirement rights of pre-retirement benefit, acquisition of pension rights, voluntarily gave up the status of the unemployed and other.

There were 16556 persons who were not entitled to the unemployment benefit, i.e. 87.6% of the total unemployed (21159 persons a year before, i.e. 90.4%), whereas 2347 unemployed persons were entitled to the unemployment benefit.

Chart 2. Number of unemployed persons per job offer (as of end of month)



In July 2023, there were 3723 job offers submitted to labour offices, which accounted for 25.8% of job offers in Mazowieckie Voivodship and at the end this month the labour offices had job offers for 1700 persons. At the end of July 2023 there were 11 persons per one job offer (10 a month and 15 a year before), in Mazowieckie Voivodship 16 persons (12 a month and 16 a year before) registered as unemployed.

Wages and salaries

The average monthly gross wages and salaries in the enterprise sector in July 2023 amounted to PLN 8,931.32 and were by 1.1% higher as compared to the previous month and by 10.2% higher than in the corresponding period of 2022.

Compared to June 2023, the increase in the average gross wages and salaries was recorded in the following sections: accommodation and catering (by 8.2%), professional, scientific and technical activities (by 2.8%), construction (by 2.7%), transportation and storage (by 2.2%), administrative and support service activities (by 1.6%), information and communication (by 1.5%), trade, repair of motor vehicles (by 1.1%).

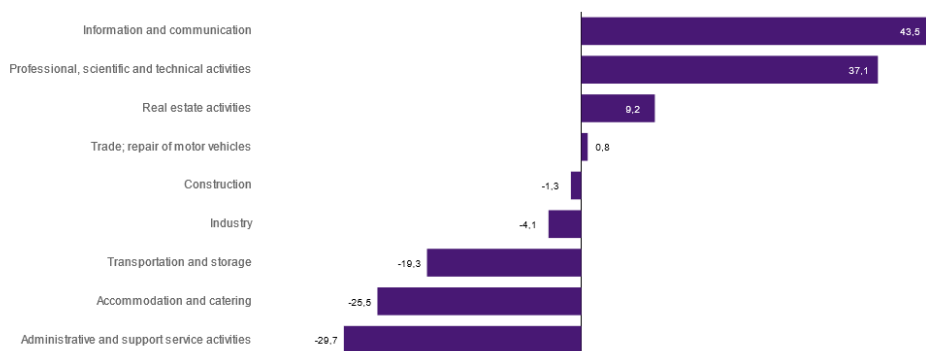
Whereas a decrease in the average gross wages and salaries was recorded in the sections: industry (by 3.4%) and real estate activities (by 3.3%).

Compared to July 2022, an increase in the average gross wages and salaries was recorded in the sections: administrative and support service activities (by 15.8%), accommodation and catering (by 15.0%), trade; repair of motor vehicles (by 12.0%), transportation and storage (by

11.7%), information and communication (by 9.2%), industry (by 8.8%), professional, scientific and technical activities (by 7.5%), real estate activities (by 7.3%).

On the other hand, a decrease in the average gross wages and salaries occurred in the construction section (by 4.0%).

Chart 3. Relative deviations (in %) of monthly gross wages and salaries in selected sections from average wages and salaries in enterprise sector in July 2023



Construction

Sold production of construction in July 2023 amounted (at current prices) to PLN 5,558.7 million and compared to June 2023 was smaller by 9.6%, and compared to the corresponding period of the previous year it increased by 4.5%.

In the period January–July 2023, the sold production of construction amounted to PLN 38,724.5 million and was higher by 3.9% than in the corresponding period of 2022.

Construction and assembly production in July 2023 amounted to PLN 1,219.9 million (at current prices) and accounted for 21.9% of sold production of construction. Compared to the previous month, construction and assembly production decreased by 11.3%, and compared to July 2022 it was larger by 2.1%.

In the period January–July 2023, construction and assembly production amounted to PLN 8,328.5 million and accounted for 21.5% of the sold production of construction (20.5% the year before). Compared to the corresponding period of the previous year, construction and assembly production was higher by 8.9%.

The increase in production in relation to the corresponding period of 2022 occurred in units dealing with civil engineering (by 15.7%) and specialised construction activities (by 12.8%), whereas a decrease in units dealing with construction of buildings (by 7.3%).

Labour productivity measured by production per employed person in construction in July 2023 amounted to PLN 102.6 thousand and was by 9.2% lower than a month before and by 0.5% than in July 2022.

Trade

Retail sales in trade and non-trade enterprises in July 2023 (at current prices) were by 1.1% smaller than in June 2023 and by 1.0% lower compared to July 2022.

Compared to June 2023, there was a decrease in other retail sales in non-specialised stores (by 23.5%), sales of textiles, clothing and footwear (by 12.3%), sales of motor vehicles, motorcycles, parts (by 5.1%), sales of pharmaceuticals, cosmetics, orthopedic equipment (by 4.4%).

On the other hand, there was an increase in the sales of furniture, electronic goods and household equipment (by 4.2%), sales of solid, liquid and gas fuels (by 3.3%), sales in the “other” group (by 2.3%), sales of food, beverages and tobacco (by 2.2%), as well as sales of press, books, other sales in specialised stores (by 0.7%).

Compared to July 2022, the largest decrease was recorded in the sales of solid, liquid and gas fuels (by 20.9%), followed by sales of furniture, electronic goods and household equipment (by 5.9%), sales in the “other” group (by 2.6%), other retail sales in non-specialised stores (by 2.1%), sales of

press, books, other sales in specialised stores (by 1.1%), as well as sales of food, beverages and tobacco (by 0.3%).

On the other hand, there was an increase in the sales of pharmaceutical, cosmetics, orthopedic equipment increased (by 29.4%), sales of textiles, clothing and footwear (by 12.1%), sales motor vehicles, motorcycles, parts (by 11.6%).

In the period January–July 2023, compared to the corresponding period of 2022, retail sales increased by 3.1%.

Wholesale in trade enterprises in July 2023 (at current prices) was by 7.7% smaller as compared to the previous month and by 8.6% lower as compared to July 2022, and in wholesale enterprises it was lower by 9.6% and lower by 16.6%, respectively.

In the period January–July 2023, trade entities realised wholesale by 4.7% smaller than a year ago, while wholesale enterprises by 12.5% lower.

Industry

The sold production of industry in July 2023 amounted to (in current prices) PLN 16,604.8 million and was (in constant prices) lower than in the corresponding month of 2022 by 13.8%. Compared to July 2022, a decrease in sold production in manufacturing was recorded by 3.1%.

In the period January–July 2023, the sold production of industry amounted to PLN 147,913.6 million (at current prices) and was (at constant prices) lower by 19.6% than in the corresponding period of 2022. In manufacturing, production decreased by 2.5%.

Among the divisions classified as manufacturing, the decline in sales was recorded, among others, in: manufacture of textile products (by 33.4%), manufacture of products of wood, cork, straw and wicker (by 33.2%), manufacture of motor vehicles, trailers and semi-trailers (by 23.1%), manufacture of other non-metallic mineral products (by 18.2%), manufacture of metal products (by 15.7%), manufacture of beverages (by 15.3%), manufacture of basic metals (by 12.0%), manufacture of electrical equipment (by 11.5%), manufacture of chemicals and chemical products (by 9.4%).

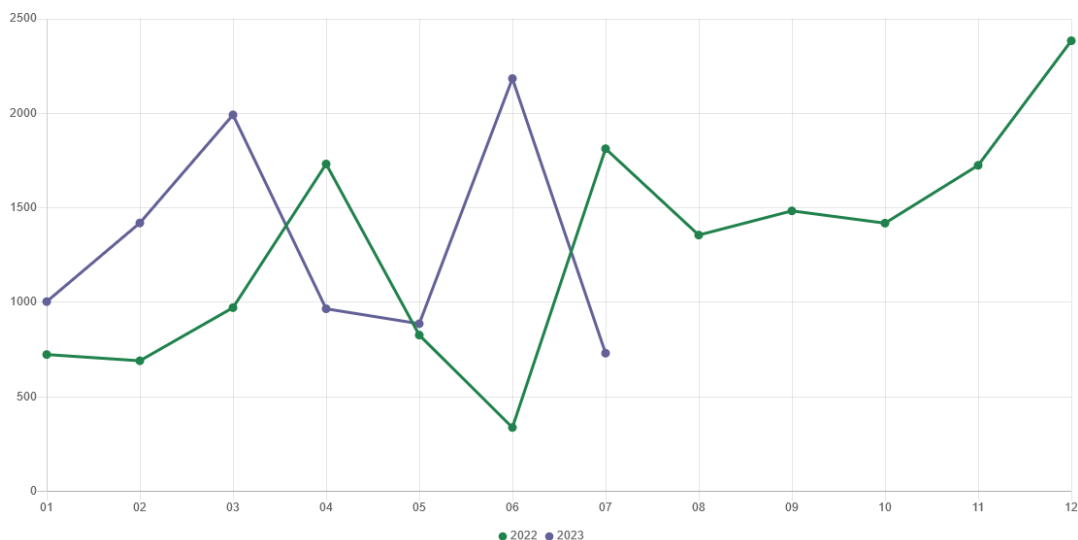
The increase in sales was recorded, among others, in: manufacturing of wearing apparel as well as repair and installation of machinery and equipment (by 25.2% each), printing and reproduction of recorded media (by 20.7%), other manufacturing (by 16.9%), manufacture of machinery and equipment n.e.c. (by 12.6%), manufacture of furniture (by 10.9%), manufacture of food products (by 7.0%), manufacture of pharmaceutical products (by 2.0%).

Labour productivity in industry measured by production per employed person, in January–July 2023 amounted to PLN 786.4 thousand (at current prices) and was – at constant prices – by 19.6% lower than in the previous year.

Housing construction

According to preliminary data, 731 dwellings were completed in Warszawa in July 2023, i.e. by 59.7% less than in the previous year.

Chart 4. Dwellings completed



In January–July 2023, 9184 dwellings were completed (by 29.4% more than in the corresponding period of 2022), and in Mazowieckie Voivodship 25154 dwellings, i.e. by 14.2% more than in January–July 2022. The increase in the number of dwellings completed was recorded in construction for sale or rent from 6264 to 8369, i.e. by 33.6% more, in private construction from 448 to 463, i.e. by 3.3% more. Whereas a decrease occurred in cooperative construction from 385 to 117, i.e. by 69.6% less. Moreover, in January–July 2023, 235 dwellings were built by public building society.

In January–July 2023, construction begun in 8715 dwellings (by 0.3% more than in the corresponding period of 2022), of which: 8357 in construction for sale or rent, 258 in private construction, 100 in company construction.

In January–July 2023, the number of dwellings for which permits have been granted or which have been registered with a construction project amounted to 7814 (by 45.9% less than in the corresponding period of 2022), of which 314 dwellings in buildings built by private investors.

The average useful floor area of a dwelling completed in January–July 2023, amounted to 64.2 m² and decreased by 0.4 m² compared to the corresponding period of 2022. In private construction, the average useful floor area of dwellings amounted to 168.3 m² (by 10.9 m² fewer than in the corresponding period of 2022), in construction for sale or rent – 59.2 m² (by 2.5 m² more), in cooperative construction – 48.4 m² (by 10.0 m² fewer), in public building society – 47.5 m².

Entities of the national economy

At the end of July 2023, there were 540973 entities of the national economy registered in the REGON register in Warszawa, which accounted for 54.5% of the total in Mazowieckie Voivodship. Compared with June 2023, the number of entities of the national economy increased by 2295 (i.e. by 0.4%), and compared to July 2022 increased by 28048 (i.e. by 5.5%).

As of the end of July this year, there were 243917 legal persons and organisational units without legal personality registered in the REGON register, of which 173303 commercial companies. The number of these entities increased by 0.4% and 0.5%, respectively, compared to the previous month, whereas on an annual basis by 4.7% and 5.9%, respectively.

The number of registered natural persons conducting economic activity as of the end of July 2023 amounted to 297056 and compared to June 2023 it was higher by 0.4%, and compared to the corresponding period of the previous year increased by 6.1%.

In Warszawa, in July 2023 the most numerous were entities dealing with professional, scientific and technical activities (19.3% of total registered units), trade; repair of motor vehicles (17.2%), as well as information and communication (12.4%).

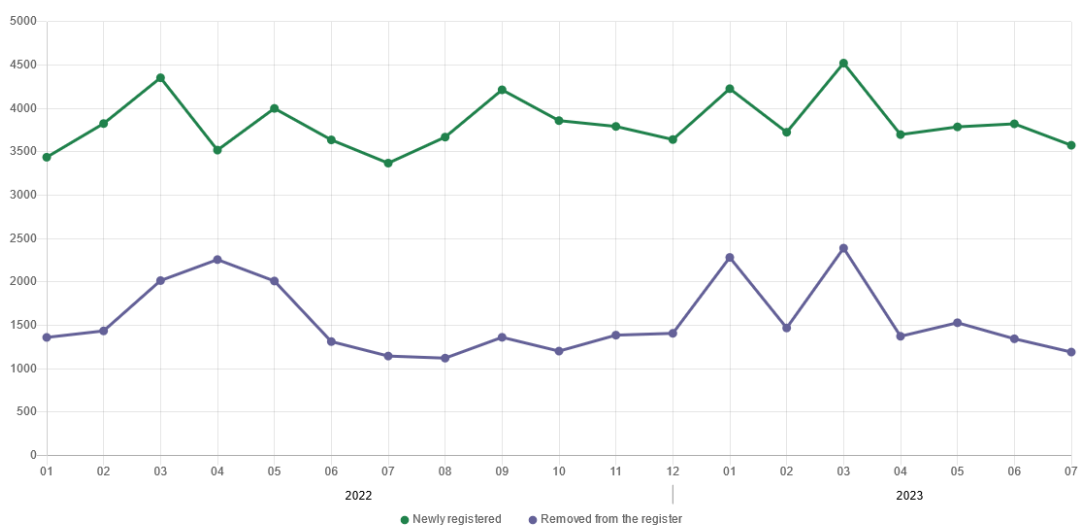
Compared to June 2023 the number of entities increased, among others, in the sections: agriculture, forestry and fishing (by 1.0%), electricity, gas, steam and air conditioning supply (by

0.9%), and information and communication (by 0.8%), administrative and support service activities (by 0.6%), water supply; sewerage, waste management and remediation activities as well as construction (by 0.5% each). However there was a decrease in the number of entities in the section of mining and quarrying (by 0.6%).

In comparison with July 2022, the largest increase was recorded in the sections: electricity, gas, steam and air conditioning supply (by 15.8%), information and communication (by 14.7%), agriculture, forestry and fishing (by 9.3%), health care and social welfare (by 6.5%), education as well as administrative and support service activities (by 6.4% each).

In July 2023, 3577 new entities were entered into the REGON register, i.e. by 6.5% less than in the previous month. The newly registered entities were dominated by natural persons conducting economic activity – 2273 (by 7.9% less than in June 2023). The number of newly registered commercial companies was smaller compared to the previous month by 2.3%, including limited liability companies – smaller by 1.6%.

Chart 5. Entities newly registered and removed from the register



In July 2023, 1193 entities were removed from the REGON register (compared to 1346 in the previous month), including 892 natural persons conducting economic activity (by 1.4% less).

As of the end of July 2023, 62799 entities had suspended activity in the REGON register (by 2.8% more than a month before). The vast majority were natural persons conducting economic activity (85.0%).

In the case of quoting data from Statistics Poland, please provide information: "Source of data – Statistics Poland", and in the case of publishing calculations made on data published by Statistics Poland, please provide information: "Own study based on Statistics Poland data".

Prepared by:
Statistical Office in Warszawa
Director Agnieszka Ajdyn
Phone: (+48 22) 464 23 15

Issued by:
Statistical Information Centre
Marcin Kałuski
Phone: (+48 22) 464 20 91

Press office

Phone: (+48 22) 464 20 91

e-mail: m.kaluski@stat.gov.pl

-  warszawa.stat.gov.pl/en/
-  [@Warszawa_STAT](https://twitter.com/Warszawa_STAT)
-  [@UrzadStatystycznywWarszawie](https://www.facebook.com/@UrzadStatystycznywWarszawie)
-  [gus_stat](https://www.instagram.com/gus_stat)
-  [glownyurządstatystycznygus](https://www.youtube.com/glownyurządstatystycznygus)
-  [glownyurządstatystyczny](https://www.linkedin.com/company/glownyurządstatystyczny)

Related information

[Communications and Announcements](#)

Data available in databases

[Local Data Bank → Labour market](#)

Terms used in official statistics

[Registered unemployed persons](#)

[Registered unemployment rate](#)

[Average paid employment](#)

[Average monthly gross wages and salaries](#)

[Dwellings completed](#)

[Gross turnover profitability indicator](#)

[Net turnover profitability indicator](#)

Evaluate
the study

