

Statistics of Warszawa No. 6/2023

31 July 2023

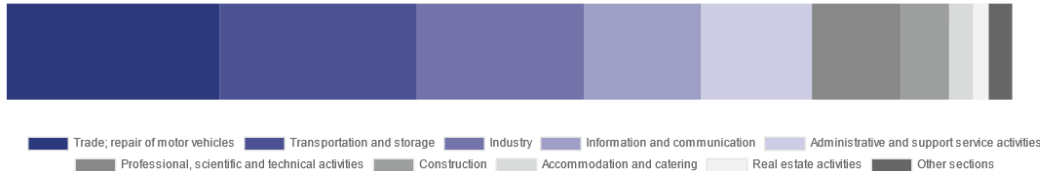
In June 2023, there was an increase in the average employment and a decrease in the number of unemployed persons compared to the corresponding period of previous year. Sold production of industry was lower than a year earlier, while construction and assembly production was higher. Both retail sales and wholesale were lower than a year earlier. June was characterised by a higher, than in the previous year, number of dwellings completed and dwellings in which construction has begun, while the number of permits issued was lower y/y.

Average paid employment

Average paid employment in the enterprise sector in June 2023 amounted to 1,130.5 thousand persons (converted into full-time equivalents) and was by 1.1 thousand persons, i.e. by 0.1% smaller than in May 2023, and by 13.7 thousand persons, i.e. by 1.2% higher than in June 2022.

Compared to May 2023, a decrease in the average employment was recorded in the following sections: accommodation and catering (by 1.8%), administrative and support service activities (by 0.5%), information and communication (by 0.4%), professional, scientific and technical activities (by 0.1%).

Chart 1. Structure of average paid employment by sections of PKD in June 2023



On the other hand, an increase in average employment occurred in the following sections: construction and real estate activities (by 0.2% each), trade; repair of motor vehicles and transportation and storage (by 0.1% each).

As compared to June 2022, an increase in the average employment was recorded in the sections: professional, scientific and technical activities (by 6.9%), construction and information and communication (by 5.2% each), accommodation and catering (by 1.5%), real estate activities (by 0.6%), transportation and storage (by 0.4%).

A decrease in the average employment was recorded in the sections: trade; repair of motor vehicles (by 1.6%), administrative and support service activities (by 0.8%), industry (by 0.1%).

Registered unemployment

At the end of June 2023, the number of registered unemployed persons amounted to 18959 and was by 864 persons, i.e. by 4.4% smaller than at the end of May 2023 and by 4707 persons, i.e. by 19.9% smaller than in the corresponding period of 2022.

The number of registered unemployed women amounted to 9100, which accounted for 48.0% of the total unemployed (48.1% a month and 51.6% a year before) and 16.5% of unemployed women in Mazowieckie Voivodship. As compared to May 2023, the number of unemployed women decreased by 440 persons, i.e. by 4.6% and compared to June 2022 decreased by 3102 persons, i.e. by 25.4%.

The registered unemployment rate amounted to 1.3% (1.4% in the previous month, and 1.7% in the previous year), the average in Mazowieckie Voivodship was 4.0% (4.1% a month before, and 4.4% a year before), while the national average was 5.0% (5.1% a month before and 5.2% a year before).

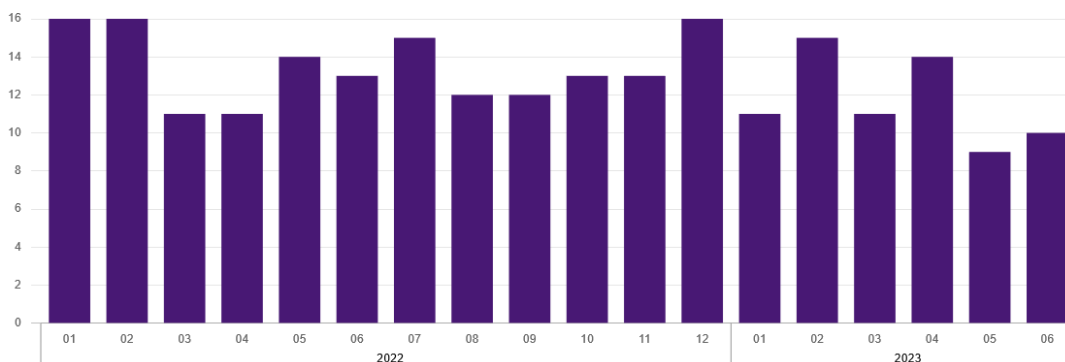
In June 2023, there were 2356 unemployed persons registered in labour offices (2451 in May 2023, and 2518 in June 2022). Registered unemployed persons accounted for 21.3% of the total registered unemployed in the Voivodship.

The number of persons registering for the first time amounted to 790 (824 a month before), which accounted for 33.5% of the total unemployed who registered in June 2023 and 27.7% of persons registering for the first time in the Voivodship. The share of persons terminated due to company reasons among unemployed persons registered in June 2023 amounted to 2.4% (3.6% in Mazowieckie Voivodship), 1.9% a month and 1.4% a year before.

In June 2023, 3220 persons were removed from unemployment rolls (3025 in May 2023, and 2937 in June 2022), which accounted for 23.2% of unemployed persons removed from unemployment rolls in Mazowieckie Voivodship. Out of the unemployed removed from unemployment rolls, 1477 persons took up work. Moreover, 1127 persons lost their status of the unemployed as a result of not confirming their readiness to take up work. The reason for removing from the register was also starting training or traineeship, acquisition of retirement rights of pre-retirement benefit, acquisition of pension rights, voluntarily gave up the status of the unemployed and other.

There were 16615 persons who were not entitled to the unemployment benefit, i.e. 87.6% of the total unemployed (21367 persons a year before, i.e. 90.3%). Whereas 2344 unemployed persons were entitled to the unemployment benefit.

Chart 2. Number of unemployed persons per job offer (as of end of month)



In June 2023, there were 3573 job offers submitted to labour offices, which accounted for 17.2% of job offers in Mazowieckie Voivodship and at the end this month the labour offices had job offers for 1873 persons. At the end of June 2023 there were 10 persons per one job offer (9 a month and 13 a year before), in Mazowieckie Voivodship 12 persons (13 a month and a year before) registered as unemployed.

Wages and salaries

The average monthly gross wages and salaries in the enterprise sector in June 2023 amounted to PLN 8,832.58 and were by 1.3% higher as compared to the previous month and by 13.3% higher than in the corresponding period of 2022.

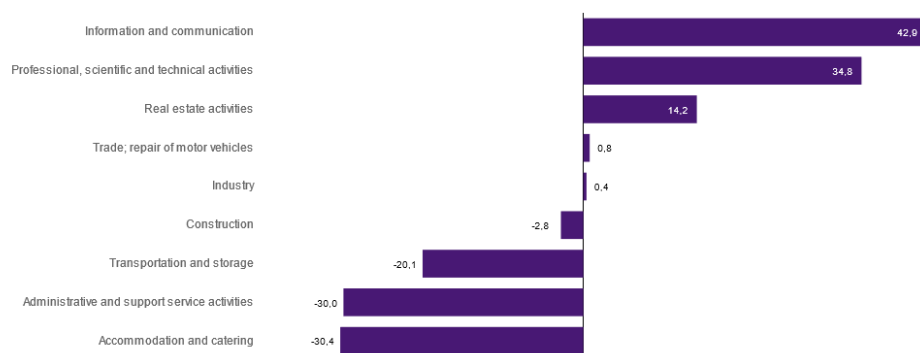
Compared to May 2023, the increase in the average gross wages and salaries was recorded in the following sections: industry (by 10.1%), real estate activities (by 1.6%), administrative and support service activities and trade, repair of motor vehicles (by 1.5% each), transportation and storage (by 0.5%), professional, scientific and technical activities (by 0.2%).

Whereas a decrease in the average gross wages and salaries was recorded in the following sections: construction (by 5.0%), information and communication (by 3.3%), accommodation and catering (by 0.8%).

Compared to June 2022, an increase in the average gross wages and salaries was recorded in the sections: administrative and support service activities (by 19.8%), transportation and storage (by 15.2%), industry (by 14.0%), information and communication (by 13.8%), real estate activities (by 13.4%), accommodation and catering (by 13.1%), trade; repair of motor vehicles (by 12.1%), professional, scientific and technical activities (by 10.5%).

On the other hand, a decrease in the average gross wages and salaries occurred in the construction section (by 2.6%).

Chart 3. Relative deviations (in %) of monthly gross wages and salaries in selected sections from average wages and salaries in enterprise sector in June 2023



Construction

Sold production of construction in June 2023 amounted (at current prices) to PLN 6,151.4 million and compared to May 2023 was larger by 13.5%, and compared to the corresponding period of the previous year it increased by 16.0%.

In the period January–June 2023, the sold production of construction amounted to PLN 33,064.5 million (at current prices), and was (at constant prices) higher by 7.7% than in the corresponding period of 2022.

Construction and assembly production in June 2023 amounted to PLN 1,375.1 million (at current prices) and accounted for 22.4% of sold production of construction. Compared to the previous month, construction and assembly production increased by 7.7%, and compared to June 2022 it was larger by 16.7%.

In the period January–June 2023, construction and assembly production amounted to PLN 7,105.0 million and accounted for 21.5% of the sold production of construction (20.6% the year before). Compared to the corresponding period of the previous year, construction and assembly production was higher by 12.5%.

The increase in production in relation to the corresponding period of 2022 occurred in units dealing with civil engineering (by 20.8%) and specialised construction activities (by 15.7%), whereas a decrease in units dealing with construction of buildings (by 5.5%).

Labour productivity measured by production per employed person in construction in June 2023 amounted to PLN 113.1 thousand and was by 13.3% higher than a month before and by 10.3% higher than in June 2022.

Trade

Retail sales in trade and non-trade enterprises in June 2023 (at current prices) were by 1.8% larger than in May 2023 and by 1.0% lower compared to June 2022.

Compared to May 2023, there was an increase in the sales of textiles, clothing and footwear (by 18.3%), other retail sales in non-specialised stores (by 12.2%), sales of food, beverages and tobacco (by 3.3%), sales of pharmaceuticals, cosmetics, orthopedic equipment (by 2.8%), sales of motor vehicles, motor-cycles, parts as well as sales in the “other” group (by 2.7% each).

On the other hand, there was a decrease in the sales of solid, liquid and gas fuels (by 3.6%), sales of furniture, electronic goods and household equipment (by 3.3%), sales of press, books, other sales in specialised stores (by 0.2%).

Compared to June 2022, there was a decrease in the sales of solid, liquid and gas fuels (by 23.1%), sales of furniture, electronic goods and household equipment (by 9.1%), sales in the “other” group (by 1.9%).

On the other hand, the sales of pharmaceutical, cosmetics, orthopedic equipment increased the most (by 32.5%), followed by sales of textiles, clothing and footwear (by 17.0%), other retail sales in non-specialised stores (by 15.2%), sales motor vehicles, motorcycles, parts (by 5.6%), sales of food, beverages and tobacco (by 0.5%).

In the period January–June 2023, compared to the corresponding period of 2022, retail sales increased by 3.5%.

Wholesale in trade enterprises in June 2023 (at current prices) was by 3.5% larger as compared to the previous month and by 6.40% lower as compared to June 2022, and in wholesale enterprises it was higher by 3.5% and lower by 12.4%, respectively.

In the period January–June 2023, trade entities realised wholesale by 3.8% smaller than a year ago, while wholesale enterprises by 11.6% lower.

Industry

The sold production of industry in June 2023 amounted to (in current prices) PLN 17,850.0 million and was (in constant prices) lower than in the corresponding month of 2022 by 11.6%. Compared to June 2022, a decrease in sold production in manufacturing was recorded by 0.3%.

In the period January–June 2023, the sold production of industry amounted to PLN 135,514.6 million (at current prices) and was (at constant prices) lower by 18.6% than in the corresponding period of 2022. In manufacturing, production decreased by 2.2%.

Among the divisions classified as manufacturing, the decline in sales was recorded, among others, in: manufacture of products of wood, cork, straw and wicker (by 37.4%), manufacture of textile products (by 34.5%), manufacture of other non-metallic mineral products (by 20.4%), manufacture of motor vehicles, trailers and semi-trailers (by 20.3%), manufacture of metal products (by 16.5%), manufacture of beverages (by 15.4%), manufacture of basic metals (by 11.1%), manufacture of electrical equipment (by 10.7%), manufacture of chemicals and chemical products (by 10.2%).

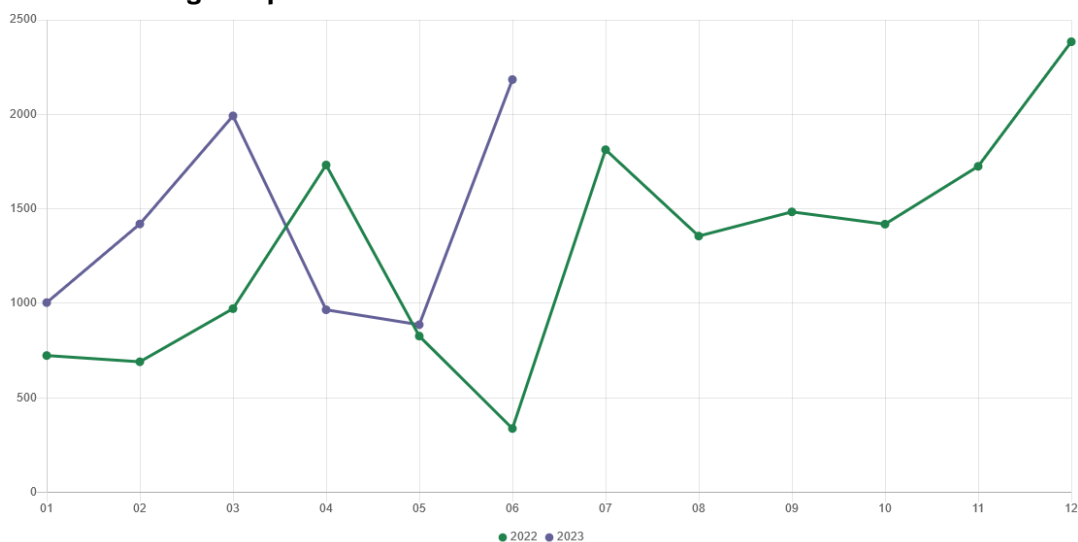
The increase in sales was recorded, among others, in: repair and installation of machinery and equipment (by 33.2%), manufacturing of wearing apparel (by 19.5%), manufacture of machinery and equipment n.e.c. (by 19.0%), printing and reproduction of recorded media (by 18.4%), other manufacturing (by 11.2%).

Labour productivity in industry measured by production per employed person, in January–June 2023 amounted to PLN 721.3 thousand (at current prices) and was – at constant prices – by 18.6% lower than in the previous year.

Housing construction

According to preliminary data, 2184 dwellings were completed in Warszawa in June 2023, i.e. by 546.2% more than in the previous year.

Chart 4. Dwellings completed



In January–June 2023, 8453 dwellings were completed (by 60.0% more than in the corresponding period of 2022), and in Mazowieckie Voivodship 22440 dwellings, i.e. by 20.7% more than in January–June 2022. The increase in the number of dwellings completed was recorded in construction for sale or rent from 4506 to 7677, i.e. by 70.4% more, in private construction from 393 to 424, i.e. by 7.9% more. Whereas a decrease occurred in cooperative construction from 385 to 117, i.e. by 69.6% less. Moreover, in January–June 2023, 235 dwellings were built by public building society.

In January–June 2023, construction begun in 7748 dwellings (by 1.4% less than in the corresponding period of 2022), of which: 7416 in construction for sale or rent, 232 in private construction, 100 in company construction.

In January–June 2023, the number of dwellings for which permits have been granted or which have been registered with a construction project amounted to 6591 (by 47.0% less than in the corresponding period of 2022), of which 218 dwellings in buildings built by private investors.

The average useful floor area of a dwelling completed in January–June 2023, amounted to 64.6 m² and decreased by 3.6 m² compared to the corresponding period of 2022. In private construction, the average useful floor area of dwellings amounted to 168.2 m² (by 13.4 m² fewer than in the corresponding period of 2022), in construction for sale or rent – 59.6 m² (by 0.5 m² more, in cooperative construction – 48.4 m² (by 10.0 m² fewer), in public building society – 47.5 m².

Entities of the national economy

At the end of June 2023, there were 538678 entities of the national economy registered in the REGON register in Warszawa, which accounted for 54.4% of the total in Mazowieckie Voivodship. Compared with May 2023, the number of entities of the national economy increased by 2471 (i.e. by 0.5%), and compared to June 2022 increased by 27828 (i.e. by 5.4%).

As of the end of June this year, there were 242910 legal persons and organisational units without legal personality registered in the REGON register, of which 172403 commercial companies. The number of these entities increased by 0.4% and 0.5%, respectively, compared to the previous month, whereas on an annual basis by 4.7% and 6.0%, respectively.

The number of registered natural persons conducting economic activity as of the end of June 2023 amounted to 295768 and compared to May 2023 it was higher by 0.5%, and compared to the corresponding period of the previous year increased by 6.1%.

In Warszawa, in June 2023 the most numerous were entities dealing with professional, scientific and technical activities (19.3% of total registered units), trade; repair of motor vehicles (17.2%), as well as information and communication (12.3%).

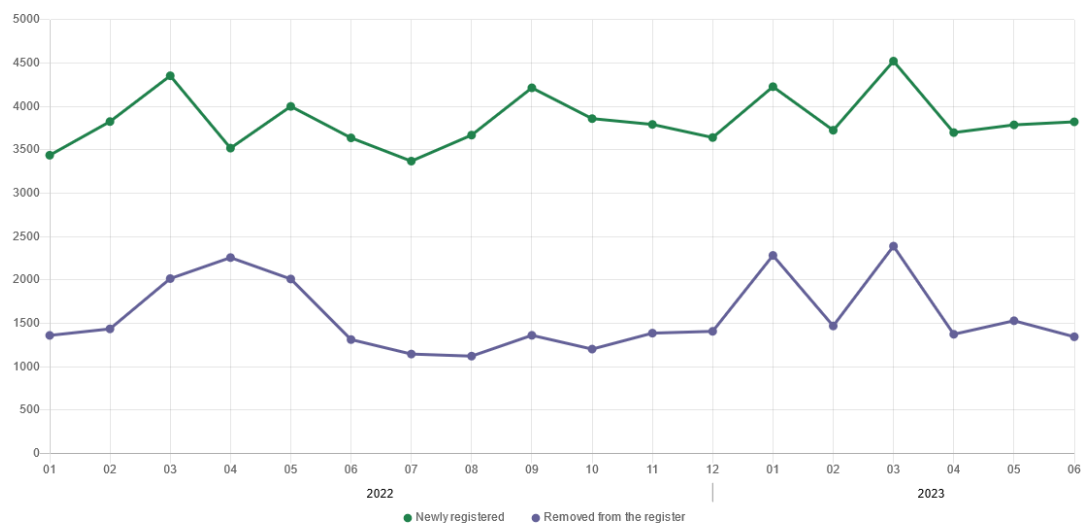
Compared to May 2023 the number of entities increased, among others, in the sections: agriculture, forestry and fishing (by 2.7%), electricity, gas, steam and air conditioning supply and information and communication (by 1.0% each), construction (by 0.6%), accommodation and

catering, administrative and support service activities as well as other service activities (by 0.5% each).

In comparison with June 2022, the largest increase was recorded in the sections: electricity, gas, steam and air conditioning supply (by 16.7%), information and communication (by 14.9%), agriculture, forestry and fishing (by 8.5%), health care and social welfare (by 6.4%), education as well as administrative and support service activities (by 6.3% each), construction (by 5.5%), professional, scientific and technical activities (by 4.9%).

In June 2023, 3824 new entities were entered into the REGON register, i.e. by 0.9% more than in the previous month. The newly registered entities were dominated by natural persons conducting economic activity – 2469 (by 0.3% less than in May 2023). The number of newly registered commercial companies was larger compared to the previous month by 2.0%, including limited liability companies – larger by 1.5%.

Chart 5. Entities newly registered and removed from the register



In June 2023, 1346 entities were removed from the REGON register (compared to 1531 in the previous month), including 905 natural persons conducting economic activity (by 10.1% less).

As of the end of June 2023, 61003 entities had suspended activity in the REGON register (by 1.3% more than a month before). The vast majority were natural persons conducting economic activity (84.7%).

In the case of quoting data from Statistics Poland, please provide information: "Source of data – Statistics Poland", and in the case of publishing calculations made on data published by Statistics Poland, please provide information: "Own study based on Statistics Poland data".

Prepared by:
Statistical Office in Warszawa
Director Agnieszka Ajdyn
Tel.: (+48 22) 464 23 15

Issued by:
Statistical Information Centre
Marcin Kałuski
Tel.: (+48 22) 464 20 91

Press office

Tel.: (+48 22) 464 20 91

e-mail: m.kaluski@stat.gov.pl



warszawa.stat.gov.pl/en/



[@Warszawa_STAT](https://twitter.com/Warszawa_STAT)



[@UrzadStatystycznywWarszawie](https://www.facebook.com/@UrzadStatystycznywWarszawie)



[gus_stat](https://www.instagram.com/gus_stat)



[głównyurządstatystycznygus](https://www.youtube.com/głównyurządstatystycznygus)



[głównyurządstatystyczny](https://www.linkedin.com/głównyurządstatystyczny)

Related information

[Communications and Announcements](#)

Data available in databases

[Local Data Bank → Labour market](#)

Terms used in official statistics

[Registered unemployed persons](#)

[Registered unemployment rate](#)

[Average paid employment](#)

[Average monthly gross wages and salaries](#)

[Dwellings completed](#)

[Gross turnover profitability indicator](#)

[Net turnover profitability indicator](#)

Evaluate
the study

