

Statistics of Warszawa No. 4/2023

31 May 2023

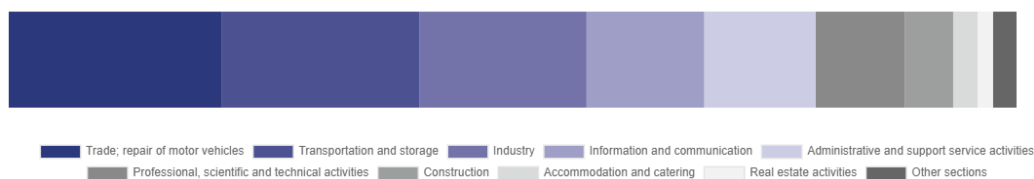
In April 2023, there was an increase in the average employment and a decrease in the number of unemployed persons compared to the corresponding period of previous year. Sold production of industry was lower than a year earlier, while construction and assembly production was higher. There was an increase in retail sales and a decrease in wholesale year on year. April 2023 was characterised by a significantly lower, than in the previous year, number of dwellings completed, dwellings in which construction has begun and permits issued.

Average paid employment

Average paid employment in the enterprise sector in April 2023 amounted to 1,133.2 thousand persons (converted into full-time equivalents) and was by 4.8 thousand persons, i.e. by 0.4% higher than in March 2023, and by 18.4 thousand persons, i.e. by 1.7% higher than in April 2022.

Compared to March 2023, an increase in the average employment was recorded in the following sections: construction (by 2.5%), industry (by 0.7%), trade; repair of motor vehicles and accommodation and catering (by 0.4% each), administrative and support service activities as well as real estate activities (by 0.3% each), information and communication (by 0.2%), professional, scientific and technical activities (by 0.1%).

Chart 1. Structure of average paid employment by sections of PKD in April 2023



As compared to April 2022, an increase in the average employment was recorded in the sections: professional, scientific and technical activities (by 8.1%), information and communication (by 6.6%), accommodation and catering (by 5.9%), construction (by 5.0%), real estate activities (by 0.7%).

A decrease in the average employment was recorded in the sections: trade; repair of motor vehicles (by 0.7%), transportation and storage (by 0.4%), industry (by 0.3%).

Registered unemployment

At the end of April 2023, the number of registered unemployed persons amounted to 20397 and was by 492 persons, i.e. by 2.4% smaller than at the end of March 2023 and by 3947 persons, i.e. by 16.2% smaller than in the corresponding period of 2022.

The number of registered unemployed women amounted to 9794, which accounted for 48.0% of the total unemployed (48.7% a month and 50.2% a year before) and 17.0% of unemployed women in Mazowieckie Voivodship. As compared to March 2023, the number of unemployed women decreased by 378 persons, i.e. by 3.7% and compared to April 2022 decreased by 2429 persons, i.e. by 19.9%.

The registered unemployment rate amounted to 1.4% (1.5% in the previous month, 1.7% in the previous year), the average in Mazowieckie Voivodship was 4.1% (4.3% a month before, and 4.6% a year before), while the national average was 5.2% (5.4% a month before and 5.6% a year before).

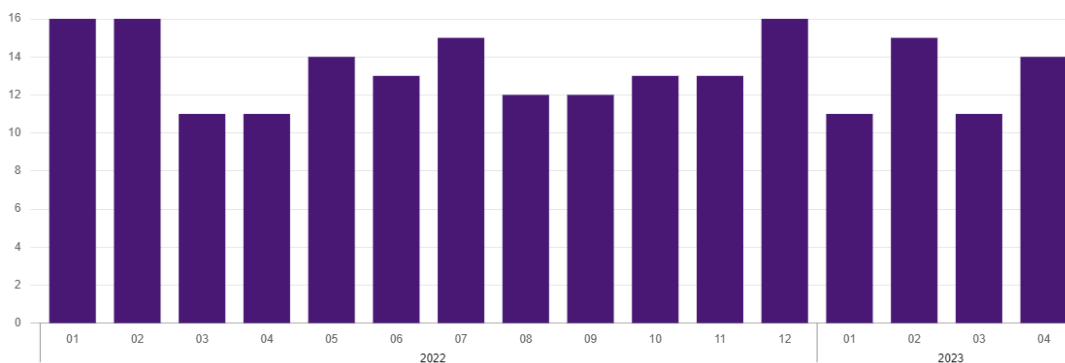
In April 2023, there were 2162 unemployed persons registered in labour offices (3289 in March 2023, and 2914 in April 2022). Registered unemployed persons accounted for 19.7% of the total registered unemployed in the Voivodship.

The number of persons registering for the first time amounted to 719 (a month before 1367), which accounted for 33.3% of the total unemployed who registered in April 2023 and 29.6% of persons registering for the first time in the Voivodship. The share of persons terminated due to company reasons among unemployed persons registered in April 2023 amounted to 2.3% (4.2% in Mazowieckie Voivodship), 2.1% a month and 1.2% a year before.

In April 2023, 2654 persons were removed from unemployment rolls (3493 in March 2023, and 2572 in April 2022), which accounted for 18.3% of unemployed persons removed from unemployment rolls in Mazowieckie Voivodship. Out of the unemployed removed from unemployment rolls, 1216 persons took up work. Moreover, 785 persons lost their status of the unemployed as a result of not confirming their readiness to take up work. The reason for removing from the register was also starting training or traineeship, acquisition of retirement rights of pre-retirement benefit, acquisition of pension rights, voluntarily gave up the status of the unemployed and other.

There were 18007 persons who were not entitled to the unemployment benefit, i.e. 88.3% of the total unemployed (22003 persons a year before, i.e. 90.4%). Whereas 2390 unemployed persons were entitled to the unemployment benefit.

Chart 2. Number of unemployed persons per job offer (as of end of month)



In April 2023, there were 3108 job offers submitted to labour offices, which accounted for 19.7% of job offers in Mazowieckie Voivodship and at the end this month the labour offices had job offers for 1481 persons. At the end of April 2023 there were 14 persons per one job offer (11 a month before and 11 a year before), in Mazowieckie Voivodship 20 persons (15 a month before, 16 a year before) registered as unemployed.

Wages and salaries

The average monthly gross wages and salaries in the enterprise sector in April 2023 amounted to PLN 9,169.89 and were by 3.4% lower as compared to the previous month and by 11.6% higher than in the corresponding period of 2022.

Compared to March 2023, the decrease in the average gross wages and salaries was recorded in the following sections: real estate activities (by 14.6%), professional, scientific and technical activities (by 9.3%), trade; repair of motor vehicles (by 6.9%), accommodation and catering (by 3.8%), administrative and support service activities (by 3.6%), information and communication (by 3.3%), industry (by 2.4%).

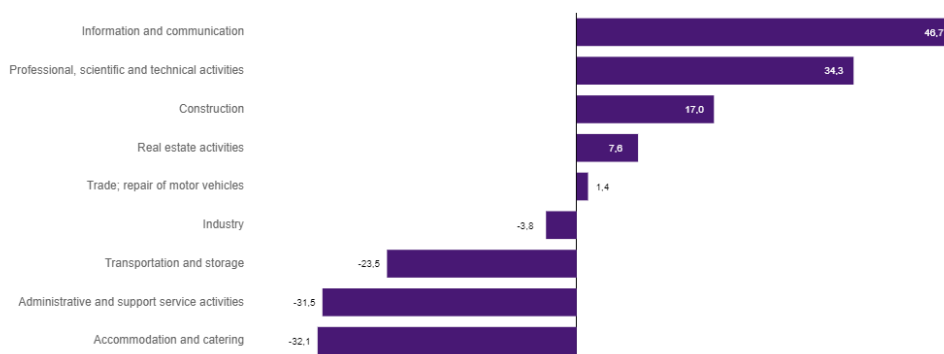
Whereas an increase in the average gross wages and salaries was recorded in the section of construction (by 11.5%) and transportation and storage (by 0.7%).

Compared to April 2022, an increase in the average gross wages and salaries was recorded in the sections: transportation and storage (by 17.1%), administrative and support service activities (by 14.5%), accommodation and catering (by 13.5%), information and communication as

well as industry (by 11.9% each), trade; repair of motor vehicles and real estate activities (by 9.0% each), professional, scientific and technical activities (by 8.6%).

On the other hand, a decrease in the average gross wages and salaries occurred in the construction section (by 5.0%).

Chart 3. Relative deviations (in %) of monthly gross wages and salaries in selected sections from average wages and salaries in enterprise sector in April 2023



Construction

Sold production of construction in April 2023 amounted (at current prices) to PLN 5,281.8 million and compared to March 2023 was smaller by 8.8%, and compared to the corresponding period of the previous year it increased by 10.5%.

In the period January–April 2023, the sold production of construction amounted to PLN 20,605.4 million (at current prices), and was (at constant prices) higher by 8.7% than in the corresponding period of 2022.

Construction and assembly production in April 2023 amounted to PLN 1,136.4 million (at current prices) and accounted for 21.5% of sold production of construction. Compared to the previous month, construction and assembly production decreased by 5.8%, and compared to April 2022 it was larger by 6.8%.

In the period January–April 2023, construction and assembly production amounted to PLN 4,348.2 million and accounted for 21.1% of the sold production of construction (20.0% the year before). Compared to the corresponding period of the previous year, construction and assembly production was higher by 14.4%.

The increase in production in relation to the corresponding period of 2022 occurred in units dealing with civil engineering and specialised construction activities (by 20.4%), whereas a decrease in units dealing with construction of buildings (by 1.1%).

Labour productivity measured by production per employed person in construction in April 2023 amounted to PLN 97.6 thousand and was by 11.0% lower than a month before and by 5.3% higher than in April 2022.

Trade

Retail sales in trade and non-trade enterprises in April 2023 (at current prices) were by 0.5% higher than in March 2023 and by 0.3% higher compared to April 2022.

Compared to March 2023, there was an increase, among others, in: sales of textiles, clothing and footwear (by 11.6%), sales of press, books, other sales in specialised stores (by 11.2%), other retail sales in non-specialised stores (by 6.3%), sales of food, beverages and tobacco (by 4.1%), sales of pharmaceuticals, cosmetics, orthopedic equipment (by 0.7%).

On the other hand, there was a decrease in the sales of motor vehicles, motorcycles, parts (by 15.9%), sales in the "other" group (by 11.0%), sales of furniture, electronic goods and household equipment (by 2.0%), sales of solid, liquid and gas fuels (by 0.4%)

Compared to April 2022, there was increase in the sales of pharmaceuticals, cosmetics, orthopedic equipment (by 25.4%), sales of textiles, clothing and footwear (by 18.7%), followed by other retail sales in non-specialised stores (by 8.0%), sales of motor vehicles, motorcycles, parts (by 7.7%), sales of press, books, other retail sales in specialized stores (by 4.5%).

On the other hand, sales of solid, liquid and gas fuels decreased the most (by 21.1%), and to a lesser extent, sales of furniture, electronic goods and household equipment (by 5.0%), sales of food, beverages and tobacco (by 2.2%), sales in the "other" group (by 1.9%).

In the period January–April 2023, compared to the corresponding period of 2022, retail sales increased by 6.0%.

Wholesale in trade enterprises in April 2023 (at current prices) was by 17.5% smaller as compared to the previous month and by 15.4% lower as compared to April 2022, and in wholesale enterprises it was lower by 17.2% and by 23.8%, respectively.

In the period January–April 2023, trade entities realised wholesale by 6.2% smaller than a year ago, while wholesale enterprises by 15.2% lower.

Industry

The sold production of industry in April 2023 amounted to (in current prices) PLN 20,075.2 million and was (in constant prices) lower than in the corresponding month of 2022 by 20.2%. Compared to April 2022, a decrease in sold production in manufacturing was recorded by 9.7%.

In the period January–April 2023, the sold production of industry amounted to PLN 101,267.2 million (at current prices) and was (at constant prices) lower by 20.4% than in the corresponding period of 2022. In manufacturing, production decreased by 3.2%.

Among the divisions classified as manufacturing, the decline in sales was recorded, among others, in: manufacture of metal products (by 41.6%), manufacture of textiles (by 39.2%), manufacture of products of wood, cork, straw and wicker (by 36.5%), manufacture of other non-metallic mineral products (by 19.6%), manufacture of motor vehicles, trailers and semi-trailers (by 19.1%), manufacture of beverages (by 13.1%), manufacture of electrical equipment (by 11.0%), manufacture of other transport equipment (by 10.6%), manufacture of chemicals and chemical products (by 10.1%), manufacture of paper and paper products (by 9.4%), manufacture of coke and refined petroleum products (by 8.9%), manufacture of basic metals (by 7.1%), manufacture of computers, electronic and optical products (by 0.8%).

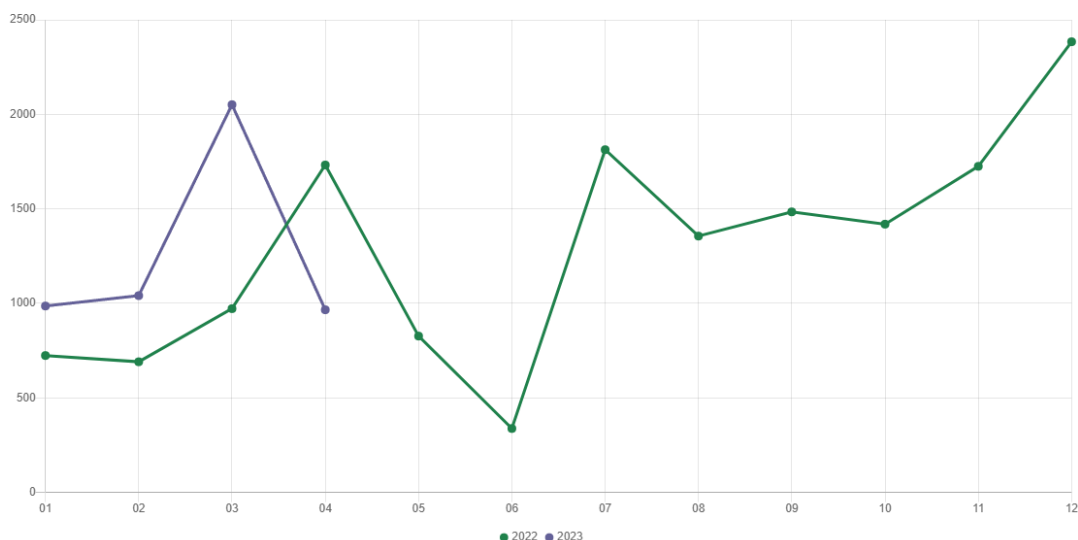
The increase in sales was recorded, among others, in: printing and reproduction of recorded media (by 29.8%), manufacturing of wearing apparel (by 29.2%), manufacture of machinery and equipment n.e.c. (by 28.5%), repair and installation of machinery and equipment (by 27.8%), other manufacturing (by 12.9%), manufacture of furniture (by 10.8%), manufacture of food products (by 4.4%), manufacture of pharmaceutical products (by 0.3%), manufacture of rubber and plastic products (by 0.2%).

Labour productivity in industry measured by production per employed person, in January–April 2023 amounted to PLN 538.7 thousand (at current prices) and was – at constant prices – by 20.1% lower than in the previous year.

Housing construction

According to preliminary data, 966 dwellings were completed in Warszawa in April 2023, i.e. by 44.2% less than in the previous year.

Chart 4. Dwellings completed



In January–April 2023, 5044 dwellings were completed (by 22.5% more than in the corresponding period of 2022), and in Mazowieckie Voivodship 14476 dwellings, i.e. by 9.3% more than in January–April 2022. The increase in the number of dwellings completed was recorded in construction for sale or rent from 3487 to 4392, i.e. by 26.0% more, in private construction from 247 to 300, i.e. by 21.5% more. Whereas a decrease occurred in cooperative construction from 385 to 117, i.e. by 69.6% less. Moreover, in January–April 2023, 235 dwellings were built by public building society.

In January–April 2023, construction begun in 5754 dwellings (by 11.3% more than in the corresponding period of 2022), of which: 5609 in construction for sale or rent, 145 in private construction.

In January–April 2023, the number of dwellings for which permits have been granted or which have been registered with a construction project amounted to 3908 (by 39.9% less than in the corresponding period of 2022), of which 152 dwellings in buildings built by private investors.

The average useful floor area of a dwelling completed in January–April 2023, amounted to 63.1 m² and decreased by 2.5 m² compared to the corresponding period of 2022. In private construction, the average useful floor area of dwellings amounted to 179.4 m² (by 3.8 m² fewer than in the corresponding period of 2022), in construction for sale or rent – 56.4 m² (by 1.7 m² fewer), in cooperative construction – 48.4 m² (by 10.0 m² fewer), in public building society – 47.5 m².

Entities of the national economy

At the end of April 2023, there were 534022 entities of the national economy registered in the REGON register in Warszawa, which accounted for 54.4% of the total in Mazowieckie Voivodship. Compared with March 2023, the number of entities of the national economy increased by 2280 (i.e. by 0.4%), and compared to April 2022 by 27618 (i.e. by 5.5%).

As of the end of April this year, there were 241203 legal persons and organisational units without legal personality registered in the REGON register, of which 170856 commercial companies. The number of these entities increased by 0.4% and 0.5%, respectively, compared to the previous month, whereas on an annual basis by 4.7% and 5.9%, respectively.

The number of registered natural persons conducting economic activity as of the end of April 2023 amounted to 292819 and compared to March 2023 it was higher by 0.4%, and compared to the corresponding period of the previous year increased by 6.1%.

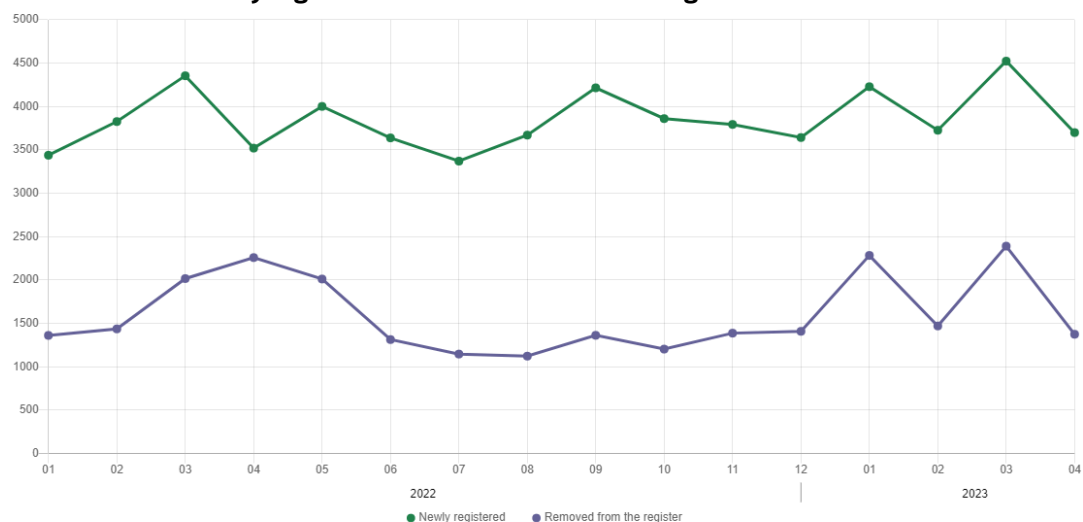
In Warszawa, in April 2023 the most numerous were entities dealing with professional, scientific and technical activities (19.3% of total registered units), trade; repair of motor vehicles (17.3%), as well as information and communication (12.2%).

Compared to March 2023 the number of entities increased, among others, in the sections: agriculture, forestry and fishing (by 2.1%), electricity, gas, steam and air conditioning supply (by 1.1%), information and communication (by 1.0%), health care and social welfare as well as administrative and support service activities (by 0.5% each), accommodation and catering, financial and insurance activities, education, construction and professional, scientific and technical activities (by 0.4% each), transportation and storage, other service activities as well as real estate activities (by 0.3% each). However, there was a decrease in the number of entities in the sections: mining and quarrying (by 0.8%).

In comparison with April 2022, the largest increase was recorded in the sections: electricity, gas, steam and air conditioning supply (by 16.8%), information and communication (by 15.7%), health care and social welfare (by 6.7%), administrative and support service activities (by 6.6%), education (by 6.5%), construction (by 5.4%), agriculture, forestry and fishing (by 5.3%).

In April 2023, 3700 new entities were entered into the REGON register, i.e. by 18.2% less than in the previous month. The newly registered entities were dominated by natural persons conducting economic activity – 2353 (by 20.2% less than in March 2023). The number of newly registered commercial companies was smaller than in the previous month by 14.5%, including limited liability companies – smaller by 16.1%.

Chart 5. Entities newly registered and removed from the register



In April 2023, 1375 entities were removed from the REGON register (compared to 2391 in the previous month), including 1020 natural persons conducting economic activity (by 29.2% less).

As of the end of April 2023, 60038 entities had suspended activity in the REGON register (by 0.5% more than a month before). The vast majority were natural persons conducting economic activity (84.7%).

In the case of quoting data from Statistics Poland, please provide information: "Source of data – Statistics Poland", and in the case of publishing calculations made on data published by Statistics Poland, please provide information: "Own study based on Statistics Poland data".

Prepared by:
Statistical Office in Warszawa
Acting Director Agnieszka Ajdyn
Tel.: (+48 22) 464 23 15

Issued by:
Statistical Information Centre
Marcin Kałuski
Tel.: (+48 22) 464 20 91

Press office

Tel.: (+48 22) 464 20 91

e-mail: m.kaluski@stat.gov.pl

-  warszawa.stat.gov.pl/en/
-  [@Warszawa_STAT](https://twitter.com/Warszawa_STAT)
-  [@UrzadStatystycznywWarszawie](https://www.facebook.com/@UrzadStatystycznywWarszawie)
-  [gus_stat](https://www.instagram.com/gus_stat)
-  [glownyurządstatystycznygus](https://www.youtube.com/glownyurządstatystycznygus)
-  [glownyurządstatystyczny](https://www.linkedin.com/glownyurządstatystyczny)

Related information

[Communications and Announcements](#)

Data available in databases

[Local Data Bank → Labour market](#)

Terms used in official statistics

[Registered unemployed persons](#)

[Registered unemployment rate](#)

[Average paid employment](#)

[Average monthly gross wages and salaries](#)

[Dwellings completed](#)

[Gross turnover profitability indicator](#)

[Net turnover profitability indicator](#)

Evaluate
the study

