

Statistics of Warszawa No. 5/2023

29 June 2023

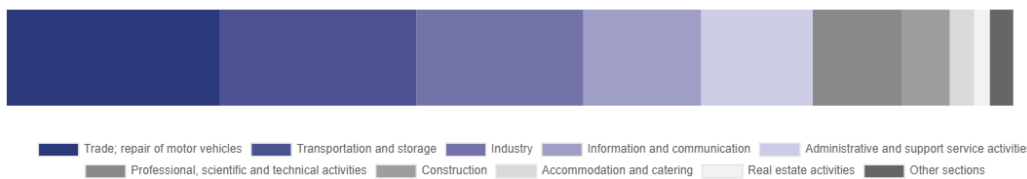
In May 2023, there was an increase in the average employment and a decrease in the number of unemployed persons compared to the corresponding period of previous year. Sold production of industry was lower than a year earlier, while construction and assembly production was higher. Both retail sales and wholesale were lower than a year earlier. May was characterised by a higher, than in the previous year, number of dwellings completed, while the number of dwellings in which construction has begun and permits issued was lower y/y.

Average paid employment

Average paid employment in the enterprise sector in May 2023 amounted to 1,131.7 thousand persons (converted into full-time equivalents) and was by 1.5 thousand persons, i.e. by 0.1% smaller than in April 2023, and by 17.7 thousand persons, i.e. by 1.6% higher than in May 2022.

Compared to April 2023, a decrease in the average employment was recorded in the following sections: professional, scientific and technical activities (by 0.5%), trade; repair of motor vehicles (by 0.3%), industry (by 0.2%).

Chart 1. Structure of average paid employment by sections of PKD in May 2023



On the other hand, an increase in average employment occurred in the following sections: construction (by 0.3%), administration and support service activities as well as accommodation and catering (by 0.1% each).

As compared to May 2022, an increase in the average employment was recorded in the sections: professional, scientific and technical activities (by 7.2%), information and communication (by 6.3%), construction (by 5.2%), accommodation and catering (by 4.8%), administrative and support service activities (by 1.1%), real estate activities (by 0.6%), transportation and storage (by 0.1%).

A decrease in the average employment was recorded in the sections: trade; repair of motor vehicles (by 1.4%), and industry (by 0.2%).

Registered unemployment

At the end of May 2023, the number of registered unemployed persons amounted to 19823 and was by 574 persons, i.e. by 2.8% smaller than at the end of April 2023 and by 4262 persons, i.e. by 17.7% smaller than in the corresponding period of 2022.

The number of registered unemployed women amounted to 9540, which accounted for 48.1% of the total unemployed (48.0% a month and 50.5% a year before) and 16.9% of unemployed women in Mazowieckie Voivodship. As compared to April 2023, the number of unemployed women decreased by 254 persons, i.e. by 2.6% and compared to May 2022 decreased by 2613 persons, i.e. by 21.5%.

The registered unemployment rate amounted to 1.4% (as in the previous month, 1.7% in the previous year), the average in Mazowieckie Voivodship was 4.1% (as a month before, and 4.5% a year before), while the national average was 5.1% (5.2% a month before and 5.4% a year before).

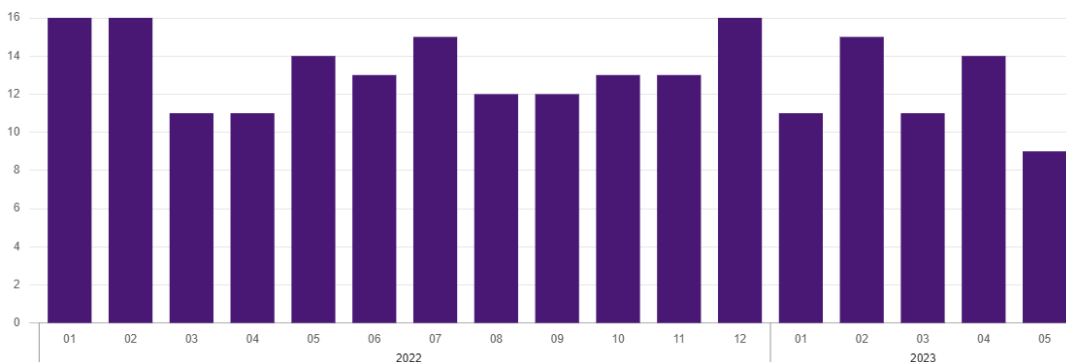
In May 2023, there were 2451 unemployed persons registered in labour offices (2162 in April 2023, and 2818 in May 2022). Registered unemployed persons accounted for 20.5% of the total registered unemployed in the Voivodship.

The number of persons registering for the first time amounted to 824 (719 a month before), which accounted for 33.6% of the total unemployed who registered in May 2023 and 25.2% of persons registering for the first time in the Voivodship. The share of persons terminated due to company reasons among unemployed persons registered in May 2023 amounted to 1.9% (3.7% in Mazowieckie Voivodship), 2.3% a month and 1.1% a year before.

In May 2023, 3025 persons were removed from unemployment rolls (2654 in April 2023, and 3077 in Ma 2022), which accounted for 21.3% of unemployed persons removed from unemployment rolls in Mazowieckie Voivodship. Out of the unemployed removed from unemployment rolls, 1330 persons took up work. Moreover, 1064 persons lost their status of the unemployed as a result of not confirming their readiness to take up work. The reason for removing from the register was also starting training or traineeship, acquisition of retirement rights of pre-retirement benefit, acquisition of pension rights, voluntarily gave up the status of the unemployed and other.

There were 17448 persons who were not entitled to the unemployment benefit, i.e. 88.0% of the total unemployed (21797 persons a year before, i.e. 90.5%). Whereas 2375 unemployed persons were entitled to the unemployment benefit.

Chart 2. Number of unemployed persons per job offer (as of end of month)



In May 2023, there were 4181 job offers submitted to labour offices, which accounted for 23.1% of job offers in Mazowieckie Voivodship and at the end this month the labour offices had job offers for 2155 persons. At the end of May 2023 there were 9 persons per one job offer (14 a month and a year before), in Mazowieckie Voivodship 13 persons (20 a month before, 13 a year before) registered as unemployed.

Wages and salaries

The average monthly gross wages and salaries in the enterprise sector in May 2023 amounted to PLN 8,717.42 and were by 4.9% lower as compared to the previous month and by 11.4% higher than in the corresponding period of 2022.

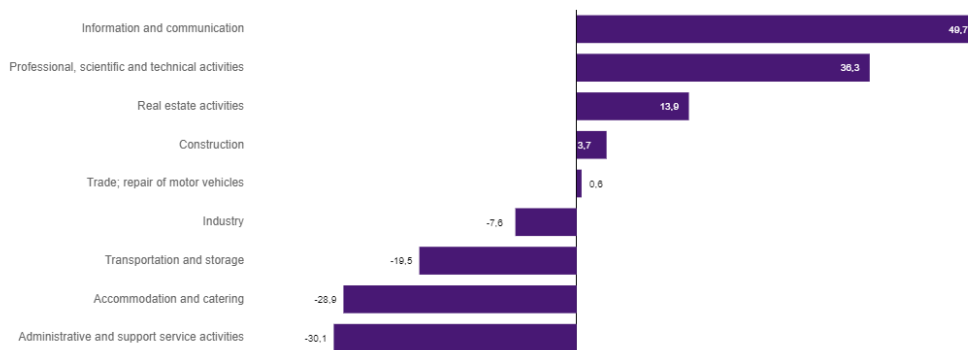
Compared to April 2023, the decrease in the average gross wages and salaries was recorded in the following sections: construction (by 15.7%), industry (by 8.6%), trade; repair of motor vehicles (by 5.6%), professional, scientific and technical activities (by 3.5%), administrative and support service activities, information and communication (by 3.0% each), accommodation and catering (by 0.5%).

Whereas an increase in the average gross wages and salaries was recorded in the section of real estate activities (by 0.6%) and transportation and storage (by 0.1%).

Compared to May 2022, an increase in the average gross wages and salaries was recorded in the sections: transportation and storage (by 15.4%), accommodation and catering (by 14.8%), administrative and support service activities (by 13.7%), information and communication (by 13.1%), industry (by 11.8%), real estate activities (by 10.0%), professional, scientific and technical activities (by 9.2%), trade; repair of motor vehicles (by 8.9%).

On the other hand, a decrease in the average gross wages and salaries occurred in the construction section (by 3.5%).

Chart 3. Relative deviations (in %) of monthly gross wages and salaries in selected sections from average wages and salaries in enterprise sector in May 2023



Construction

Sold production of construction in May 2023 amounted (at current prices) to PLN 5,420.6 million and compared to April 2023 was larger by 2.6%, and compared to the corresponding period of the previous year it increased by 6.9%.

In the period January–May 2023, the sold production of construction amounted to PLN 26,524.5 million (at current prices), and was (at constant prices) higher by 5.9% than in the corresponding period of 2022.

Construction and assembly production in May 2023 amounted to PLN 1,276.7 million (at current prices) and accounted for 23.6% of sold production of construction. Compared to the previous month, construction and assembly production increased by 12.3%, and compared to May 2022 it was larger by 5.7%.

In the period January–May 2023, construction and assembly production amounted to PLN 5,696. million and accounted for 21.5% of the sold production of construction (20.4% the year before). Compared to the corresponding period of the previous year, construction and assembly production was higher by 11.6%.

The increase in production in relation to the corresponding period of 2022 occurred in units dealing with civil engineering (by 19.9%) and specialised construction activities (by 10.0%), whereas a decrease in units dealing with construction of buildings (by 2.3%).

Labour productivity measured by production per employed person in construction in May 2023 amounted to PLN 99.8 thousand and was by 2.3% higher than a month before and by 1.6% higher than in May 2022.

Trade

Retail sales in trade and non-trade enterprises in May 2023 (at current prices) were by 2.4% smaller than in April 2023 and by 1.6% lower compared to May 2022.

Compared to April 2023, there was a decrease, among others, in: the sales of food, beverages and tobacco (by 7.0%), sales of textiles, clothing and footwear (by 5.5%), sales of solid, liquid and gas fuels (by 3.7%), sales of furniture, electronic goods and household equipment (by 3.2%), sales of pharmaceuticals, cosmetics, orthopedic equipment (by 0.5%).

On the other hand, there was an increase in other retail sales in non-specialised stores (by 7.5%), sales in the “other” group (by 3.4%), sales of press, books, other sales in specialised stores (by 3.0%), sales of motor vehicles, motorcycles, parts (by 2.6%).

Compared to May 2022, there was a decrease in the sales of solid, liquid and gas fuels (by 18.4%), sales of furniture, electronic goods and household equipment (by 8.7%), sales in the “other” group (by 0.5%).

On the other hand, the sales of pharmaceutical, cosmetics, orthopedic equipment increased the most (by 26.2%), followed by other retail sales in non-specialised stores (by 8.3%), sales of textiles, clothing and footwear (by 7.2%), sales motor vehicles, motorcycles, parts (by 1.5%), sales of food, beverages and tobacco (by 0.7%) , sales of press, books, other sales in specialised stores (by 0.2%).

In the period January–May 2023, compared to the corresponding period of 2022, retail sales increased by 4.4%.

Wholesale in trade enterprises in May 2023 (at current prices) was by 6.3% larger as compared to the previous month and by 14.0% lower as compared to May 2022, and in wholesale enterprises it was higher by 5.5% and lower by 21.6% , respectively.

In the period January–MY 2023, trade entities realised wholesale by 7.8% smaller than a year ago, while wholesale enterprises by 16.7% lower.

Industry

The sold production of industry in May 2023 amounted to (in current prices) PLN 18,484.7 million and was (in constant prices) lower than in the corresponding month of 2022 by 13.7%. Compared to May 2022, a decrease in sold production in manufacturing was recorded by 5.7%.

In the period January–May 2023, the sold production of industry amounted to PLN 118,890.9 million (at current prices) and was (at constant prices) lower by 19.4% than in the corresponding period of 2022. In manufacturing, production decreased by 3.4%.

Among the divisions classified as manufacturing, the decline in sales was recorded, among others, in: manufacture of textiles (by 37.9%), manufacture of products of wood, cork, straw and wicker (by 34.9%), manufacture of other non-metallic mineral products (by 20.3%), manufacture of motor vehicles, trailers and semi-trailers (by 19.9%), manufacture of metal products (by 17.6%), manufacture of beverages (by 15.2%), manufacture of electrical equipment (by 12.4%), manufacture of chemicals and chemical products (by 10.1%), manufacture of paper and paper products (by 7.8%), manufacture of basic metals (by 7.6%), manufacture of other transport equipment (by 7.5%), manufacture of rubber and plastics (by 4.1%).

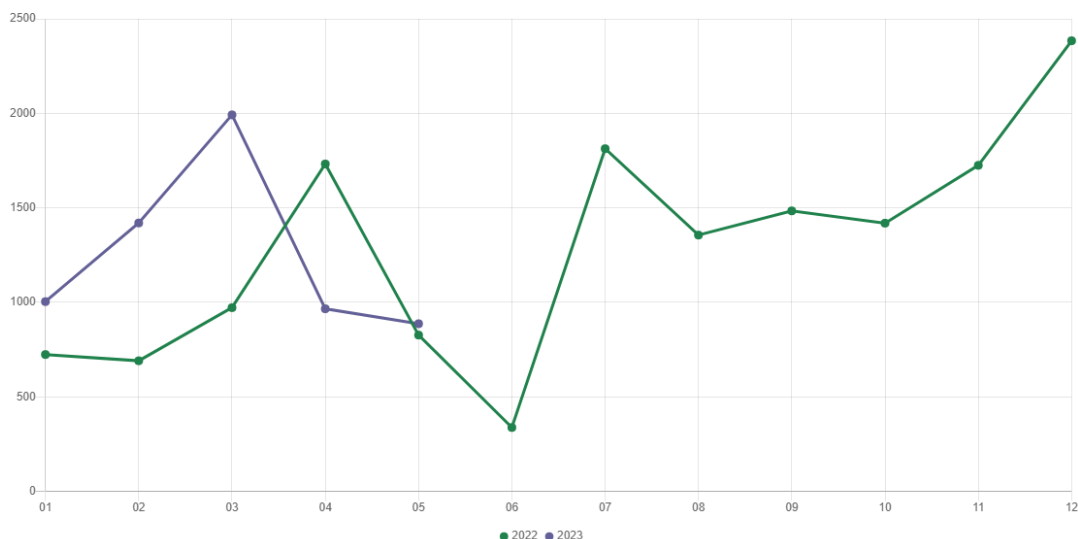
The increase in sales was recorded, among others, in: repair and installation of machinery and equipment (by 30.4%), manufacturing of wearing apparel (by 26.1%), printing and reproduction of recorded media (by 23.3%), manufacture of machinery and equipment n.e.c. (by 23.1%), manufacture of furniture (by 9.4%), other manufacturing (by 9.2%), manufacture of food products (by 2.9%), manufacture of pharmaceutical products (by 1.2%).

Labour productivity in industry measured by production per employed person, in January–May 2023 amounted to PLN 633.0 thousand (at current prices) and was – at constant prices – by 19.3% lower than in the previous year.

Housing construction

According to preliminary data, 887 dwellings were completed in Warszawa in May 2023, i.e. by 7.3% more than in the previous year.

Chart 4. Dwellings completed



In January–May 2023, 6269 dwellings were completed (by 26.7% more than in the corresponding period of 2022), and in Mazowieckie Voivodship 18348 dwellings, i.e. by 13.0% more than in January–May 2022. The increase in the number of dwellings completed was recorded in construction for sale or rent from 4229 to 5563, i.e. by 31.5% more, in private construction from 332 to 354, i.e. by 6.6% more. Whereas a decrease occurred in cooperative construction from 385 to 117, i.e. by 69.6% less. Moreover, in January–May 2023, 235 dwellings were built by public building society.

In January–May 2023, construction begun in 6500 dwellings (by 6.2% less than in the corresponding period of 2022), of which: 6204 in construction for sale or rent, 196 in private construction, 100 in company construction.

In January– May 2023, the number of dwellings for which permits have been granted or which have been registered with a construction project amounted to 5017 (by 45.1% less than in the corresponding period of 2022), of which 183 dwellings in buildings built by private investors.

The average useful floor area of a dwelling completed in January–May 2023, amounted to 65.3 m² and decreased by 2.1 m² compared to the corresponding period of 2022. In private construction, the average useful floor area of dwellings amounted to 177.7 m² (by 5.4 m² fewer than in the corresponding period of 2022), in construction for sale or rent – 59.3 m² (by 0.2 m² more, in cooperative construction – 48.4 m² (by 10.0 m² fewer), in public building society – 47.5 m².

Entities of the national economy

At the end of May 2023, there were 536207 entities of the national economy registered in the REGON register in Warszawa, which accounted for 54.4% of the total in Mazowieckie Voivodship. Compared with April 2023, the number of entities of the national economy increased by 2185 (i.e. by 0.4%), and compared to May 2022 increased by 27571 (i.e. by 5.4%).

As of the end of May this year, there were 241955 legal persons and organisational units without legal personality registered in the REGON register, of which 171583 commercial companies. The number of these entities increased by 0.3% and 0.4%, respectively, compared to the previous month, whereas on an annual basis by 4.7% and 5.9%, respectively.

The number of registered natural persons conducting economic activity as of the end of May 2023 amounted to 294252 and compared to April 2023 it was higher by 0.5%, and compared to the corresponding period of the previous year increased by 6.0%.

In Warszawa, in May 2023 the most numerous were entities dealing with professional, scientific and technical activities (19.3% of total registered units), trade; repair of motor vehicles (17.2%), as well as information and communication (12.2%).

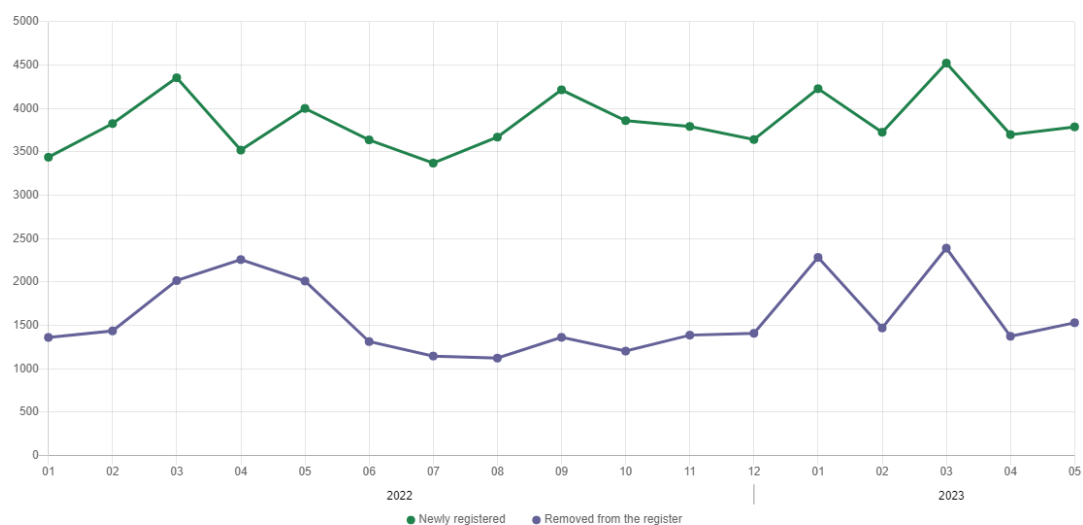
Compared to April 2023 the number of entities increased, among others, in the sections: electricity, gas, steam and air conditioning supply (by 1.1%), information and communication (by 1.0%), mining and quarrying (by 0.8%), public administration and national defence; compulsory

social security, art, entertainment and recreation, other service activities, construction (by 0.5% each). However, there was a decrease in the number of entities in the section of water supply; sewerage, waste management and remediation activities (by 0.1%).

In comparison with May 2022, the largest increase was recorded in the sections: electricity, gas, steam and air conditioning supply (by 17.2%), information and communication (by 15.2%), education (by 6.6%), health care and social welfare (by 6.4%), administrative and support service activities (by 6.2%), agriculture, forestry and fishing (by 5.6%), construction (by 5.5%).

In May 2023, 3789 new entities were entered into the REGON register, i.e. by 2.4% more than in the previous month. The newly registered entities were dominated by natural persons conducting economic activity – 2477 (by 5.3% more than in April 2023). The number of newly registered commercial companies did not change compared to the previous month (i.e. 1155, including limited liability companies – larger by 9 units).

Chart 5. Entities newly registered and removed from the register



In May 2023, 1531 entities were removed from the REGON register (compared to 1375 in the previous month), including 1007 natural persons conducting economic activity (by 1.3% less).

As of the end of May 2023, 60329 entities had suspended activity in the REGON register (by 0.5% more than a month before). The vast majority were natural persons conducting economic activity (84.6%).

In the case of quoting data from Statistics Poland, please provide information: "Source of data – Statistics Poland", and in the case of publishing calculations made on data published by Statistics Poland, please provide information: "Own study based on Statistics Poland data".

Prepared by:
Statistical Office in Warszawa
Director Agnieszka Ajdyn
Tel.: (+48 22) 464 23 15

Issued by:
Statistical Information Centre
Marcin Kałuski
Tel.: (+48 22) 464 20 91

Press office

Tel.: (+48 22) 464 20 91

e-mail: m.kaluski@stat.gov.pl

-  warszawa.stat.gov.pl/en/
-  [@Warszawa_STAT](https://twitter.com/Warszawa_STAT)
-  [@UrzadStatystycznywWarszawie](https://www.facebook.com/@UrzadStatystycznywWarszawie)
-  [gus_stat](https://www.instagram.com/gus_stat)
-  [głownyurządstatystycznygus](https://www.youtube.com/głownyurządstatystycznygus)
-  [głownyurządstatystyczny](https://www.linkedin.com/głownyurządstatystyczny)

Related information

[Communications and Announcements](#)

Data available in databases

[Local Data Bank → Labour market](#)

Terms used in official statistics

[Registered unemployed persons](#)

[Registered unemployment rate](#)

[Average paid employment](#)

[Average monthly gross wages and salaries](#)

[Dwellings completed](#)

[Gross turnover profitability indicator](#)

[Net turnover profitability indicator](#)

Evaluate
the study

