

Statistics of Warszawa No. 3/2023

5 May 2023

In March 2023, there was an increase in the average employment and a decrease in the number of unemployed persons compared to the corresponding period of previous year. Sold production of industry was lower than a year earlier, while construction and assembly production was higher. There was an increase in retail sales and a decrease in wholesale year on year. March 2023 was also characterised by a significantly higher, than in the previous year, number of dwellings completed and dwellings in which construction has begun and a lower number of permits issued.

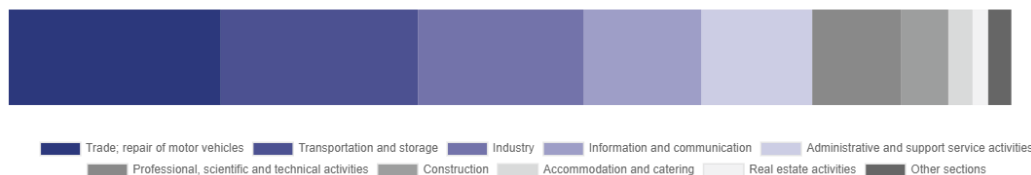
Average paid employment

Average paid employment in the enterprise sector in March 2023 amounted to 1128.3 thousand persons (converted into full-time equivalents) and was by 2.9 thousand persons, i.e. by 0.3% lower than in February 2023, and by 13.8 thousand persons, i.e. by 1.2% higher than in March 2022.

Compared to February 2023, a decrease in the average employment was recorded in the following sections: real estate activities and transportation and storage (by 0.8% each), professional, scientific and technical activities as well as accommodation and catering (by 0.3% each), industry (by 0.2%), trade; repair of motor vehicles as well as information and communication (by 0.1% each).

Whereas an increase in the average employment was recorded in the sections of administrative and support service activities as well as construction (by 0.1% each).

Chart 1. Structure of average paid employment by sections of PKD in March 2023



As compared to March 2022, an increase in the average employment was recorded in the sections: professional, scientific and technical activities (by 8.6%), information and communication (by 6.1%), accommodation and catering (by 5.5%), construction (by 2.4%), real estate activities (by 0.5%).

A decrease in the average employment was recorded in the sections: trade; repair of motor vehicles (by 1.4%), administrative and support service activities (by 1.0%), industry (by 0.6%), transportation and storage (by 0.2%).

Registered unemployment

At the end of March 2023, the number of registered unemployed persons amounted to 20889 and was by 204 persons, i.e. by 1.0% smaller than at the end of February 2023 and by 3113 persons, i.e. by 13.0% smaller than in the corresponding period of 2022.

The number of registered unemployed women amounted to 10172, which accounted for 48.7% of the total unemployed (49.0% a month and 48.7% a year before) and 17.2% of unemployed women in Mazowieckie Voivodship. As compared to February 2023, the number of unemployed women decreased by 155 persons, i.e. by 1.5% and compared to March 2022 decreased by 1514 persons, i.e. by 13.0%.

The registered unemployment rate amounted to 1.5% (as in the previous month, 1.7% in the previous year), the average in Mazowieckie Voivodship was 4.3% (4.4% a month before, and

4.7% a year before), while the national average was 5.4% (5.5% a month before and 5.8% a year before).

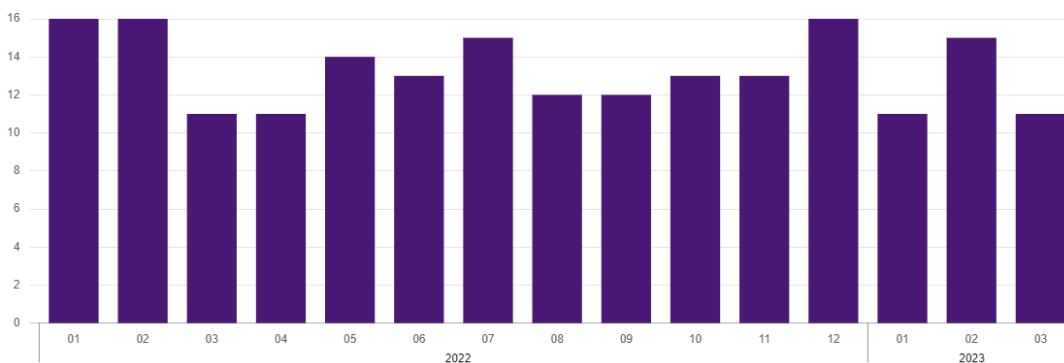
In March 2023, there were 3289 unemployed persons registered in labour offices (2467 in February 2023, and 2512 in March 2022). Registered unemployed persons accounted for 22.8% of the total registered unemployed in the Voivodship.

The number of persons registering for the first time amounted to 1367 (a month before 1051), which accounted for 41.6% of the total unemployed who registered in March 2023 and 37.1% of persons registering for the first time in the Voivodship. The share of persons terminated due to company reasons among unemployed persons registered in March 2023 amounted to 2.1% (4.1% in Mazowieckie Voivodship), 2.0% a month and 1.4% a year before.

In March 2023, 3493 persons were removed from unemployment rolls (2123 in February 2023, and 2618 in March 2022), which accounted for 20.2% of unemployed persons removed from unemployment rolls in Mazowieckie Voivodship. Out of the unemployed removed from unemployment rolls, 1494 persons took up work. Moreover, 1327 persons lost their status of the unemployed as a result of not confirming their readiness to take up work. The reason for removing from the register was also starting training or traineeship, acquisition of retirement rights of pre-retirement benefit, acquisition of pension rights, voluntarily gave up the status of the unemployed and other.

There were 18476 persons who were not entitled to the unemployment benefit, i.e. 88.4% of the total unemployed (21576 persons a year before, i.e. 89.9%). Whereas 2413 unemployed persons were entitled to the unemployment benefit.

Chart 2. Number of unemployed persons per job offer (as of end of month)



In March 2023, there were 4099 job offers submitted to labour offices, which accounted for 21.7% of job offers in Mazowieckie Voivodship and at the end this month the labour offices had job offers for 1846 persons. At the end of March 2023 there were 11 persons per one job offer (15 a month before and 11 a year before), in Mazowieckie Voivodship 15 persons (18 a month before, 14 a year before) registered as unemployed.

Wages and salaries

The average monthly gross wages and salaries in the enterprise sector in March 2023 amounted to PLN 9490.00 and were by 10.1% higher as compared to the previous month and by 11.7% higher than in the corresponding period of 2022.

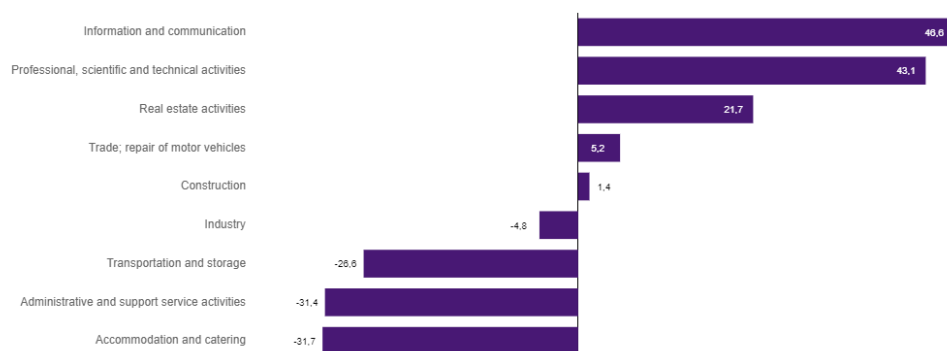
Compared to February 2023, the increase in the average gross wages and salaries was recorded in the following sections: real estate activities (by 21.8%), professional, scientific and technical activities (by 18.0%), construction (by 16.5%), industry (by 14.3%), information and communication (by 10.6%), trade; repair of motor vehicles (by 8.3%), administrative and support service activities (by 6.1%), accommodation and catering (by 3.0%), transportation and storage (by 2.0%).

Compared to March 2022, an increase in the average gross wages and salaries was recorded in the sections: transportation and storage (by 16.6%), administrative and support service

activities (by 15.9%), industry (by 13.2%), information and communication (by 11.8%), trade; repair of motor vehicles (by 9.9%), accommodation and catering (by 9.6%), professional, scientific and technical activities (by 6.7%), real estate activities (1.5%).

On the other hand, a decrease in the average gross wages and salaries occurred in the construction section (by 0.9%).

Chart 3. Relative deviations (in %) of monthly gross wages and salaries in selected sections from average wages and salaries in enterprise sector in March 2023



Construction

Sold production of construction in March 2023 amounted (at current prices) to PLN 5788.6 million and compared to February 2023 was larger by 18.4%, and compared to the corresponding period of the previous year it increased by 16.7%.

In the period January–March 2023, the sold production of construction amounted to PLN 15239.8 million (at current prices), and was (at constant prices) higher by 18.4% than in the corresponding period of 2022.

Construction and assembly production in March 2023 amounted to PLN 1206.1 million (at current prices) and accounted for 20.8% of sold production of construction. Compared to the previous month, construction and assembly production increased by 25.3%, and compared to March 2022 it was larger by 14.2%.

In the period January–March 2023, construction and assembly production amounted to PLN 3089.9 million and accounted for 20.3% of the sold production of construction (20.6% the year before). Compared to the corresponding period of the previous year, construction and assembly production was higher by 16.3%.

The increase in production in relation to the corresponding period of 2022 occurred in units dealing with civil engineering (by 24.3%), specialised construction activities (by 15.7%), and in units dealing with construction of buildings (by 2.7%).

Labour productivity measured by production per employed person in construction in March 2023 amounted to PLN 109.6 thousand and was by 18.2% higher than a month before and by 13.9% higher than in March 2022.

Trade

Retail sales in trade and non-trade enterprises in March 2023 (at current prices) were by 15.0% higher than in February 2023 and by 3.6% higher compared to March 2022.

Compared to February 2023, there was an increase, among others, in: other retail sales in non-specialised stores (by 29.4%), sales of press, books, other sales in specialised stores (by 28.8%), sales of textiles, clothing and footwear (by 23.3%), sales of furniture, electronic goods and household appliances (by 20.9%), sales of motor vehicles, motorcycles, parts (by 17.0%), sales of food, beverages and tobacco

(by 16.1%), sales in the group of “others” (by 10.9%), sales of solid, liquid and gas fuels (by 5.8%), sales of pharmaceuticals, cosmetics, orthopedic equipment (by 5.3%).

Compared to March 2022, there was the highest increase, among others, in the sales of pharmaceuticals, cosmetics, orthopedic equipment (by 34.7%), sales of textiles, clothing and footwear (by 28.6%), other retail sales in non-specialised stores (by 24.8%), sales of motor vehicles, motorcycles, parts (by 17.7%).

On the other hand, there was a decrease in the sales of solid, liquid and gas fuels (by 17.7%) and sales of furniture, electronic goods and household equipment (by 2.6%).

In the period January–March 2023, compared to the corresponding period of 2022, retail sales increased by 9.2%.

Wholesale in trade enterprises in March 2023 (at current prices) was by 14.7% larger as compared to the previous month and by 7.7% lower as compared to March 2022, and in wholesale enterprises it was higher by 13.2% and lower by 17.2%, respectively.

In the period January–March 2023, trade entities realised wholesale by 3.8% smaller than a year ago, while wholesale enterprises by 13.1% lower.

Industry

The sold production of industry in March 2023 amounted to (in current prices) PLN 28756.9 million and was (in constant prices) lower than in the corresponding month of 2022 by 25.3%. Compared to March 2022, a decrease in sold production in manufacturing was recorded by 4.5%.

In the period January–March 2023, the sold production of industry amounted to PLN 81414.5 million (at current prices) and was (at constant prices) lower by 18.9% than in the corresponding period of 2022. In manufacturing, production decreased by 1.8%.

Among the divisions classified as manufacturing, the decline in sales was recorded, among others, in: manufacture of products of wood, cork, straw and wicker (by 45.3%), manufacture of metal products (by 40.1%), manufacture of leather and related products (by 30.5%), manufacture of textiles (by 22.7%), manufacture of beverages (by 19.4%), manufacture of motor vehicles, trailers and semi-trailers (by 16.6%), manufacture of other non-metallic mineral products (by 14.0%), manufacture of paper and paper products (by 8.8%), manufacture of basic metals (by 7.9%), manufacture of electrical equipment (by 7.4%), manufacture of chemicals and chemical products (by 7.4%), manufacture of computers, electronic and optical products (by 7.0%), manufacture of coke and refined petroleum products (by 3.5%), manufacture of pharmaceutical products (by 3.3%), repair and installation of machinery and equipment (by 2.9%), manufacture of furniture (by 1.0%).

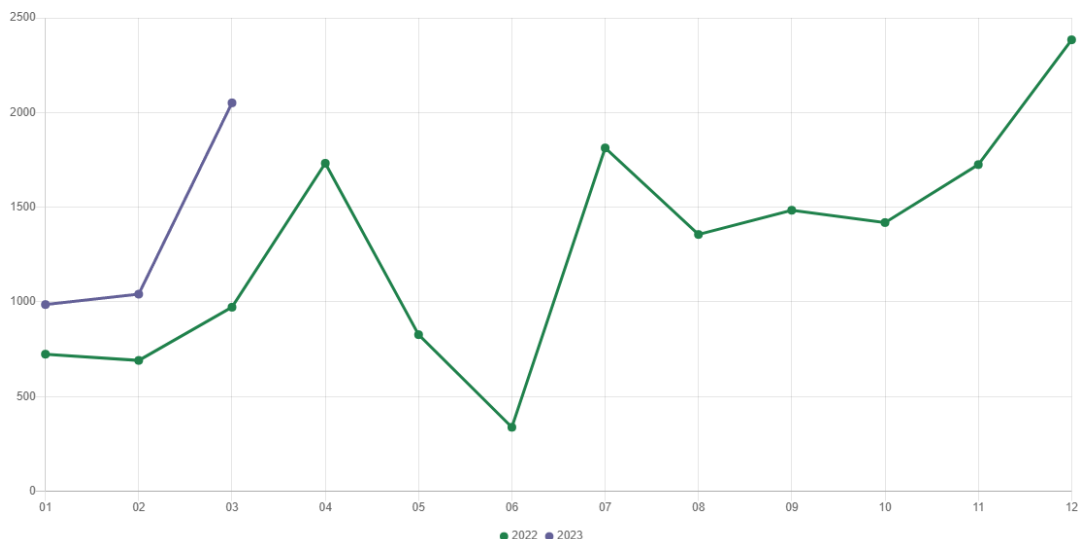
The increase in sales was recorded, among others, in: manufacture of machinery and equipment n.e.c. (by 44.3%), printing and reproduction of recorded media (by 39.7%), manufacturing of wearing apparel (by 13.1%), manufacture of food products (by 9.9%), other manufacturing (by 2.5%), manufacture of rubber and plastic products (by 2.3%), manufacture of other transport equipment (by 1.5%).

Labour productivity in industry measured by production per employed person, in January–March 2023 amounted to PLN 435.3 thousand (at current prices) and was – at constant prices – by 18.3% lower than in the previous year.

Housing construction

According to preliminary data, 2051 dwellings were completed in Warszawa in March 2023, i.e. by 104.1% more than in the previous year.

Chart 4. Dwellings completed



In January–March 2023, 4078 dwellings were completed (by 70.5% more than in the corresponding period of 2022), and in Mazowieckie Voivodship 10868 dwellings, i.e. by 17.9% more than in January–March 2022. The increase in the number of dwellings completed was recorded in construction for sale or rent from 1931 to 3483, i.e. by 80.4% more, in private construction from 145 to 243, i.e. by 67.6% more. Whereas a decrease occurred in cooperative construction from 316 to 117, i.e. by 63.0% less. Moreover, in January–March 2023, 235 dwellings were built by public building society.

In January–March 2023, construction begun in 4986 dwellings (by 22.1% more than in the corresponding period of 2022), of which: 4875 in construction for sale or rent, 111 in private construction.

In January– March 2023, the number of dwellings for which permits have been granted or which have been registered with a construction project amounted to 3093 (by 35.9% less than in the corresponding period of 2022), of which 112 dwellings in buildings built by private investors.

The average useful floor area of a dwelling completed in January–March 2023, amounted to 62.7 m² and decreased by 3.5 m² compared to the corresponding period of 2022. In private construction, the average useful floor area of dwellings amounted to 176.8 m² (by 6.2 m² fewer than in the corresponding period of 2022), in construction for sale or rent – 56.2 m² (by 2.6 m² fewer), in cooperative construction – 48.4 m² (by 9.8 m² fewer), in public building society – 47.5 m².

Entities of the national economy

At the end of February 2023, there were 531742 entities of the national economy registered in the REGON register in Warszawa, which accounted for 54.4% of the total in Mazowieckie Voivodship. Compared with February 2023, the number of entities of the national economy increased by 2165 (i.e. by 0.4%), and compared to March 2022 by 26802 (i.e. by 5.3%).

As of the end of March this year, there were 240217 legal persons and organisational units without legal personality registered in the REGON register, of which 169994 commercial companies. The number of these entities increased compared to the previous month by 0.3% each, whereas on an annual basis by 4.7% and 5.9%, respectively.

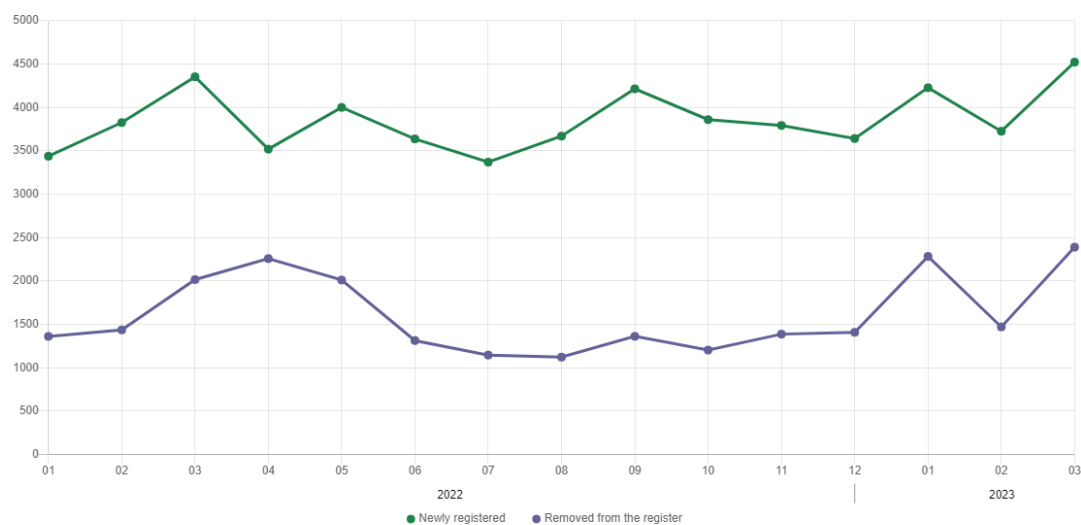
The number of registered natural persons conducting economic activity as of the end of March 2023 amounted to 291525 and compared to February 2023 it was higher by 0.5%, and compared to the corresponding period of the previous year increased by 5.8%.

In Warszawa, in March 2023 the most numerous were entities dealing with professional, scientific and technical activities (19.4% of total registered units), trade; repair of motor vehicles (17.3%), as well as information and communication (12.1%).

Compared to February 2023 the number of entities increased, among others, in the sections: information and communication (by 1.2%), agriculture, forestry and fishing (by 1.1%), electricity, gas, steam and air conditioning supply (by 0.9%), accommodation and catering as well as administrative and support service activities (by 0.5% each), health care and social welfare, other service activities, construction, professional, scientific and technical activities (by 0.4% each). However, there was a decrease in the number of entities in the sections: mining and quarrying (by 1.4%), manufacturing (by 0.1%).

In comparison with March 2022, the largest increase was recorded in the sections: electricity, gas, steam and air conditioning supply as well as information and communication (by 16.4% each), administrative and support service activities (by 6.7%), health care and social welfare (by 6.6%), education (by 6.5%). Whereas a decrease in the number of entities was recorded in the section of financial and insurance activities (by 0.1%).

Chart 5. Entities newly registered and removed from the register



In March 2023, 4524 new entities were entered into the REGON register, i.e. by 21.4% more than in the previous month. The newly registered entities were dominated by natural persons conducting economic activity – 2949 (by 24.3% more than in February 2023). The number of newly registered commercial companies was larger than in the previous month by 12.5%, including limited liability companies – larger by 13.7%.

In March 2023, 2391 entities were removed from the REGON register (compared to 1471 in the previous month), including 1440 natural persons conducting economic activity (by 63.8% more).

As of the end of March 2023, 59718 entities had suspended activity in the REGON register (by 0.3% more than a month before). The vast majority were natural persons conducting economic activity (84.8%).

In the case of quoting data from Statistics Poland, please provide information: "Source of data – Statistics Poland", and in the case of publishing calculations made on data published by Statistics Poland, please provide information: "Own study based on Statistics Poland data".

Prepared by:
Statistical Office in Warszawa
Acting Director Agnieszka Ajdyn
Tel.: (+48 22) 464 23 15

Issued by:
Statistical Information Centre
Marcin Kałuski
Tel.: (+48 22) 464 20 91

Press office

Tel.: (+48 22) 464 20 91

e-mail: m.kaluski@stat.gov.pl



warszawa.stat.gov.pl/en/



[@Warszawa_STAT](https://twitter.com/Warszawa_STAT)



[@UrzadStatystycznywWarszawie](https://www.facebook.com/@UrzadStatystycznywWarszawie)



[gus_stat](https://www.instagram.com/gus_stat)



[glownyurządstatystycznygus](https://www.youtube.com/glownyurządstatystycznygus)



[glownyurządstatystyczny](https://www.linkedin.com/company/glownyurządstatystyczny)

Related information

[Communications and Announcements](#)

Data available in databases

[Local Data Bank → Labour market](#)

Terms used in official statistics

[Registered unemployed persons](#)

[Registered unemployment rate](#)

[Average paid employment](#)

[Average monthly gross wages and salaries](#)

[Dwellings completed](#)

[Gross turnover profitability indicator](#)

[Net turnover profitability indicator](#)

Evaluate
the study

