

Statistics of Warszawa No. 2/2023

31 March 2023

In February 2023, there was an increase in the average employment and a decrease in the number of unemployed persons compared to the corresponding period of previous year. Sold production of industry was lower than a year earlier, while construction and assembly production was higher. There was an increase both in retail sales and wholesale than in the previous year. February 2023 was also characterised by a significantly higher, than in the previous year, number of dwellings completed and a much lower number of dwellings in which construction has begun and permits issued.

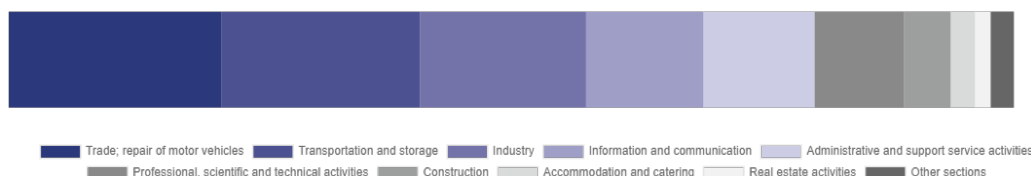
Average paid employment

Average paid employment in the enterprise sector in February 2023 amounted to 1131.2 thousand persons (converted into full-time equivalents) and was by 6.7 thousand persons, i.e. by 0.6% lower than in January 2023, and by 18.9 thousand persons, i.e. by 1.7% higher than in February 2022.

Compared to January 2023, a decrease in the average employment was recorded in the following sections: administrative and support service activities (by 4.6%), trade; repair of motor vehicles (by 0.5%), industry (by 0.3%), construction (by 0.1%).

Whereas an increase in the average employment was recorded in the sections: accommodation and catering (by 0.5%), professional, scientific and technical activities (by 0.4%), information and communication (by 0.2%), real estate activities (by 0.2%), transportation and storage (by 0.1%).

Chart 1. Structure of average paid employment by sections of PKD in February 2023



As compared to February 2022, an increase in the average employment was recorded in the sections: professional, scientific and technical activities (by 10.0%), information and communication (by 6.7%), construction (by 2.1%), real estate activities (by 1.7%), transportation and storage (by 0.9%).

A decrease in the average employment was recorded in the sections: administrative and support service activities (by 1.3%), industry (by 1.1%), trade; repair of motor vehicles (by 0.8%).

Registered unemployment

At the end of February 2023, the number of registered unemployed persons amounted to 21093 and was by 344 persons, i.e. by 1.7% larger than at the end of January 2023 and by 3015 persons, i.e. by 12.5% smaller than in the corresponding period of 2022.

The number of registered unemployed women amounted to 10327, which accounted for 49.0% of the total unemployed (49.3% a month and 47.9% a year before) and 16.9% of unemployed women in Mazowieckie Voivodship. As compared to January 2023, the number of unemployed women increased by 107 persons, i.e. by 1.0% and compared to February 2022 decreased by 1225 persons, i.e. by 10.6%.

The registered unemployment rate amounted to 1.5% (as in the previous month, 1.7% in the previous year), the average in Mazowieckie Voivodship was 4.4% (as a month before, and

4.8% a year before), while the national average was 5.5% (as a month before and 5.9% a year before).

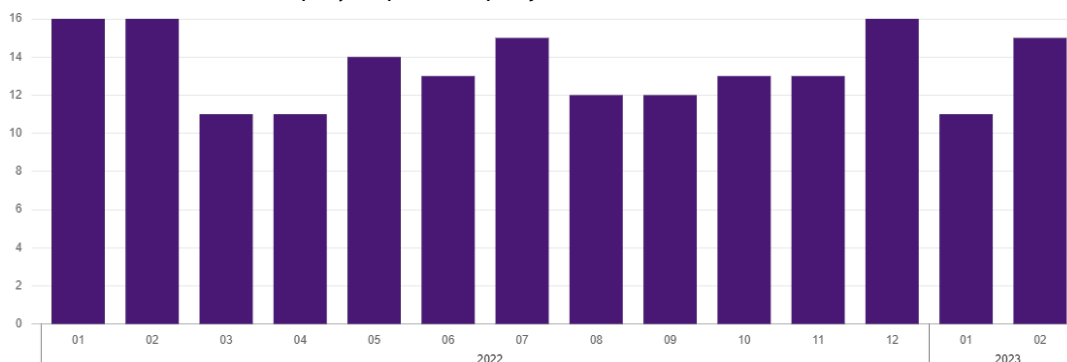
In February 2023, there were 2467 unemployed persons registered in labour offices (2882 in January 2023, and 2034 in February 2022). Registered unemployed persons accounted for 18.5% of the total registered unemployed in the Voivodship.

The number of persons registering for the first time amounted to 1051 (a month before 1085), which accounted for 42.6% of the total unemployed who registered in February 2023 and 30.0% of persons registering for the first time in the Voivodship. The share of persons terminated due to company reasons among unemployed persons registered in February 2023 amounted to 2.0% (4.0% in Mazowieckie Voivodship), 1.5% a month and 1.2% a year before.

In February 2023, 2123 persons were removed from unemployment rolls (2305 in January 2023, and 2064 in February 2022), which accounted for 16.6% of unemployed persons removed from unemployment rolls in Mazowieckie Voivodship. Out of the unemployed removed from unemployment rolls, 1110 persons took up work. Moreover, 556 persons lost their status of the unemployed as a result of not confirming their readiness to take up work. The reason for removing from the register was also starting training or traineeship, acquisition of retirement rights of pre-retirement benefit, acquisition of pension rights, voluntarily gave up the status of the unemployed and other.

There were 18678 persons who were not entitled to the unemployment benefit, i.e. 88.6% of the total unemployed (21464 persons a year before, i.e. 89.0%). Whereas 2415 unemployed persons were entitled to the unemployment benefit.

Chart 2. Number of unemployed persons per job offer (as of end of month)



In February 2023, there were 2984 job offers submitted to labour offices, which accounted for 19.1% of job offers in Mazowieckie Voivodship and at the end this month the labour offices had job offers for 1424 persons. At the end of February 2023 there were 15 persons per one job offer (11 a month before and 16 a year before), in Mazowieckie Voivodship 18 persons (15 a month before, 17 a year before) registered as unemployed.

Wages and salaries

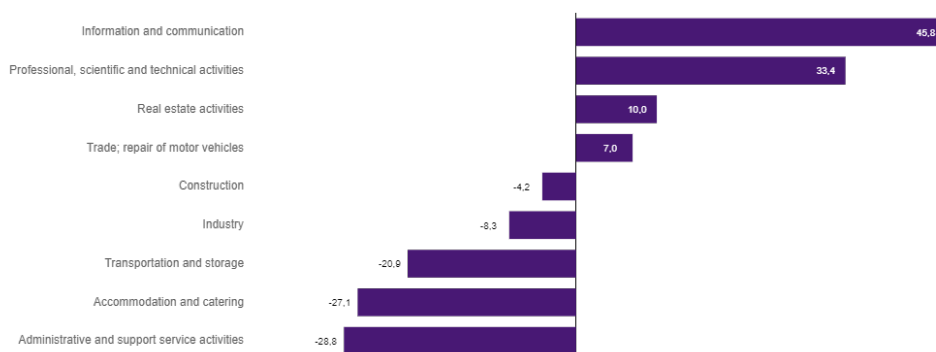
The average monthly gross wages and salaries in the enterprise sector in February 2023 amounted to PLN 8622.84 and were by 2.7% higher as compared to the previous month and by 13.0% higher than in the corresponding period of 2022.

Compared to January 2023, the increase in the average gross wages and salaries was recorded in the following sections: trade; repair of motor vehicles (by 6.8%), administrative and support service activities (by 4.7%), accommodation and catering (by 3.1%), industry (by 2.4%), professional, scientific and technical activities (by 2.3%), information and communication (by 0.9%), transportation and storage (by 0.4%).

On the other hand, an decrease in the average gross wages and salaries occurred in the construction section (by 2.6%) as well as real estate activities (by 2.4%).

Compared to February 2022, an increase in the average gross wages and salaries was recorded in the sections: administrative and support service activities (by 19.0%), transportation and storage (by 17.9%), information and communication (by 13.3%), trade; repair of motor vehicles (by 11.3%), industry (by 11.1%), real estate activities (by 8.7%), professional, scientific and technical activities (by 7.5%), construction (0.5%).

Chart 3. Relative deviations (in %) of monthly gross wages and salaries in selected sections from average wages and salaries in enterprise sector in February 2023



Construction

Sold production of construction in February 2023 amounted (at current prices) to PLN 4890.9 million and compared to January 2023 was larger by 25.2%, and compared to the corresponding period of the previous year it increased by 34.3%.

In the period January–February 2023, the sold production of construction amounted to PLN 9436.7 million (at current prices), and was (at constant prices) lower by 30.5% than in the corresponding period of 2022.

Construction and assembly production in February 2023 amounted to PLN 962.8 million (at current prices) and accounted for 19.7% of sold production of construction. Compared to the previous month, construction and assembly production increased by 18.6%, and compared to February 2022 it was larger by 16.4%.

In the period January–February 2023, construction and assembly production amounted to PLN 1865.9 million and accounted for 19.8% of the sold production of construction (22.0% the year before). Compared to the corresponding period of the previous year, construction and assembly production was higher by 17.3%.

The increase in production in relation to the corresponding period of 2022 occurred in units dealing with specialised construction activities (by 26.2%), civil engineering (by 21.1%), and in units dealing with construction of buildings (by 2.5%).

Labour productivity measured by production per employed person in construction in February 2023 amounted to PLN 92.7 thousand and was by 25.4% higher than a month before and by 31.6% higher than in February 2022.

Trade

Retail sales in trade and non-trade enterprises in February 2023 (at current prices) were by 3.7% lower than in January 2023 and by 10.1% higher compared to February 2022.

Compared to January 2023, there was a decrease, among others, in: sales of textiles, clothing and footwear (by 21.8%), sales of press, books, other retail sales in specialised stores (by 8.9%), sales of solid,

liquid and gas fuels (by 7.8%), sales of food, beverages and tobacco (by 6.5), sales of furniture, electronic goods and household appliances (by 4.7%), sales of motor vehicles, motorcycles, parts (by 3.4%), sales in the group of "others" (by 1.7%).

On the other hand, there was an increase in the retail sales in non-specialised stores (by 2.4%), sales of pharmaceuticals, cosmetics, orthopedic equipment (by 2.3%).

Compared to February 2022, there was an increase, among others, in the sales of pharmaceuticals, cosmetics, orthopedic equipment (by 37.9%), sales of textiles, clothing and footwear (by 32.0%), other retail sales in non-specialised stores (by 23.3%), sales of motor vehicles, motorcycles, parts (by 10.6%), sales of food, beverages and tobacco (by 6.6%), sales in the group of "others" (by 5.6%), sales of furniture, electronic goods and household appliances (by 3.4%), sales of press, books, other retail sales in specialised stores (by 0.1%).

In the period January–February 2023, compared to the corresponding period of 2022, retail sales increased by 12.1%.

Wholesale in trade enterprises in February 2023 (at current prices) was by 3.4% smaller as compared to the previous month and by 2.5% higher as compared to February 2022, and in wholesale enterprises it was lower by 4.1% and lower by 6.0%, respectively.

In the period January–February 2023, trade entities realised wholesale by 5.1% higher than a year ago, while wholesale enterprises by 3.5% lower.

Industry

The sold production of industry in February 2023 amounted to (in current prices) PLN 26745.6 million and was (in constant prices) lower than in the corresponding month of 2022 by 16.2%. Compared to February 2022, a decrease in sold production in manufacturing was recorded by 1.0%.

In the period January–February 2023, the sold production of industry amounted to PLN 54507.1 million (at current prices) and was (at constant prices) lower by 16.2% than in the corresponding period of 2022. In manufacturing, production decreased by 0.1%.

Among the divisions classified as manufacturing, the decline in sales was recorded, among others, in: manufacture of coke and refined petroleum products (by 41.0%), manufacture of metal products (by 37.1%), manufacture of leather and related products (by 23.6%), manufacture of textiles (by 23.4%), manufacture of beverages (by 20.0%), manufacture of other transport equipment (by 16.0%), manufacture of computers, electronic and optical products (by 13.5%), manufacture of motor vehicles, trailers and semi-trailers (by 13.3%), manufacture of other non-metallic mineral products (by 13.0%), manufacture of basic metals (by 7.2%), manufacture of coke and refined petroleum products (by 6.6%), manufacture of paper and paper products (by 6.4%), manufacture of pharmaceutical products (by 4.7%), repair and installation of machinery and equipment (by 4.3%), manufacture of chemicals and chemical products (by 2.8%), manufacture of electrical equipment (by 2.4%).

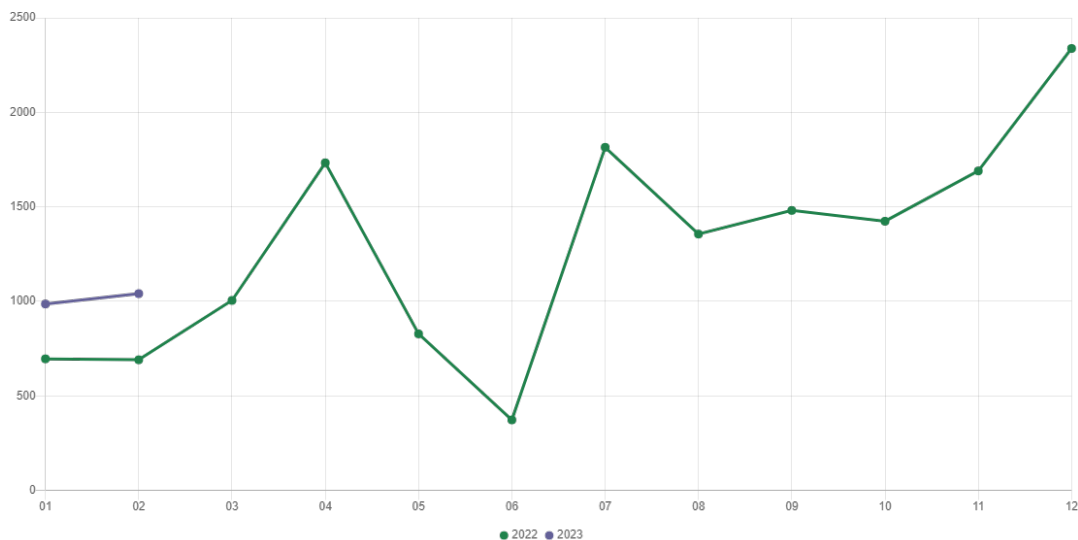
The increase in sales was recorded, among others, in: printing and reproduction of recorded media (by 57.5%), manufacture of machinery and equipment n.e.c. (by 36.4%), other manufacturing (by 21.2%), manufacture of furniture (by 17.7%), manufacturing of wearing apparel (by 14.9%), manufacture of food products (by 10.6%), manufacture of rubber and plastic products (by 4.3%).

Labour productivity in industry measured by production per employed person, in January–February 2023 amounted to PLN 291.5 thousand (at current prices) and was – at constant prices – by 15.3% lower than in the previous year.

Housing construction

According to preliminary data, 1041 dwellings were completed in Warszawa in February 2023, i.e. by 50.7% more than in the previous year.

Chart 4. Dwellings completed



In January–February 2023, 2027 dwellings were completed (by 46.1% more than in the corresponding period of 2022), and in Mazowieckie Voivodship 6114 dwellings, i.e. by 6.7% more than in January–February 2022. The increase in the number of dwellings completed was recorded in private construction from 97 to 177, i.e. by 82.5% more, in construction for sale or rent from 1226 to 1850, i.e. by 50.9% more.

In January–February 2023, construction begun in 2453 dwellings (by 0.8% less than in the corresponding period of 2022), of which: 2407 in construction for sale or rent, 46 in private construction.

In January–February 2023, the number of dwellings for which permits have been granted or which have been registered with a construction project amounted to 1629 (by 51.3% less than in the corresponding period of 2022), of which 71 dwellings in buildings built by private investors.

The average useful floor area of a dwelling completed in January–February 2023, amounted to 67.3 m² and decreased by 1.7 m² compared to the corresponding period of 2022. In private construction, the average useful floor area of dwellings amounted to 167.6 m² (by 17.8 m² fewer than in the corresponding period of 2022), in construction for sale or rent – 57.7 m² (by 2.8 m² fewer).

Entities of the national economy

At the end of February 2023, there were 529577 entities of the national economy registered in the REGON register in Warszawa, which accounted for 54.3% of the total in Mazowieckie Voivodship. Compared with January 2023, the number of entities of the national economy increased by 2181 (i.e. by 0.4%), and compared to February 2022 by 26676 (i.e. by 5.3%).

As of the end of February this year, there were 239564 legal persons and organisational units without legal personality registered in the REGON register, of which 169458 commercial companies. The number of these entities increased compared to the previous month by 0.3% and 0.4%, whereas on an annual basis by 5.1% and 6.4%, respectively.

The number of registered natural persons conducting economic activity as of the end of February 2023 amounted to 290013 and compared to January 2023 it was higher by 0.5%, and compared to the corresponding period of the previous year increased by 5.5%.

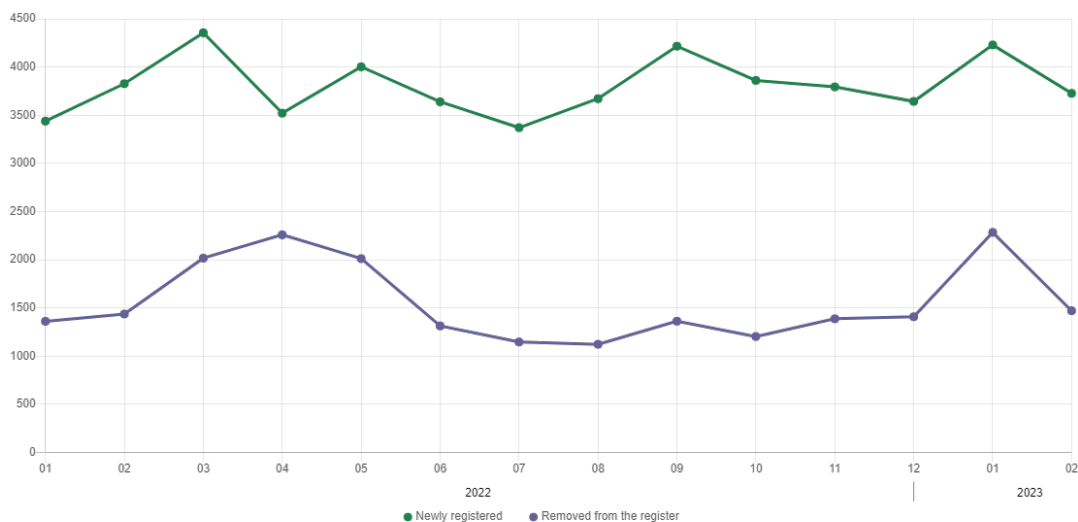
In Warszawa, in February 2023 the most numerous were entities dealing with professional, scientific and technical activities (19.4% of total registered units), trade; repair of motor vehicles (17.4%), as well as information and communication (12.0%).

Compared to January 2023 the number of entities increased, among others, in the sections: information and communication (by 1.2%), public administration and national defence; compulsory social security and electricity, gas, steam and air conditioning supply (by 1.1% each), health care and social welfare (by 0.6%), agriculture, forestry and fishing, education as well as

administrative and social service activities (by 0.5% each), professional, scientific and technical activities (by 0.4%). However, there was a decrease in the number of entities in the section of financial and insurance activities (by 0.2%).

In comparison with February 2022, the largest increase was recorded in the sections: information and communication (by 17.2%), electricity, gas, steam and air conditioning supply by (17.1%), administrative and support service activities (by 6.6%), education and health care and social welfare (by 6.5% each), construction (by 5.5%), professional, scientific and technical activities (by 4.5%), other social activities (by 4.4%). Whereas a decrease in the number of entities was recorded in the section of financial and insurance activities (by 0.6%).

Chart 5. Entities newly registered and removed from the register



In February 2023, 3727 new entities were entered into the REGON register, i.e. by 11.9% less than in the previous month. The newly registered entities were dominated by natural persons conducting economic activity – 2373 (by 15.9% less than in January 2023). The number of newly registered commercial companies was smaller than in the previous month by 3.6%, including limited liability companies – smaller by 4.1%.

In February 2023, 1471 entities were removed from the REGON register (compared to 2284 in the previous month), including 879 natural persons conducting economic activity (by 49.6% less).

As of the end of February 2023, 59559 entities had suspended activity in the REGON register (by 1.1% more than a month before). The vast majority were natural persons conducting economic activity (84.9%).

In the case of quoting data from Statistics Poland, please provide information: "Source of data – Statistics Poland", and in the case of publishing calculations made on data published by Statistics Poland, please provide information: "Own study based on Statistics Poland data".

Prepared by:
Statistical Office in Warszawa
Acting Director Agnieszka Ajdyn
Tel.: (+48 22) 464 23 15

Issued by:
Statistical Information Centre
Marcin Kałuski
Tel.: (+48 22) 464 20 91

Press office

Tel.: (+48 22) 464 20 91

e-mail: m.kaluski@stat.gov.pl

-  warszawa.stat.gov.pl/en/
-  [@Warszawa_STAT](https://twitter.com/Warszawa_STAT)
-  [@UrzadStatystycznywWarszawie](https://www.facebook.com/@UrzadStatystycznywWarszawie)
-  [gus_stat](https://www.instagram.com/gus_stat)
-  [glownyurządstatystycznygus](https://www.youtube.com/glownyurządstatystycznygus)
-  [glownyurządstatystyczny](https://www.linkedin.com/company/glownyurządstatystyczny)

Related information

[Communications and Announcements](#)

Data available in databases

[Local Data Bank → Labour market](#)

Terms used in official statistics

[Registered unemployed persons](#)

[Registered unemployment rate](#)

[Average paid employment](#)

[Average monthly gross wages and salaries](#)

[Dwellings completed](#)

[Gross turnover profitability indicator](#)

[Net turnover profitability indicator](#)

Evaluate
the study

