

## Statistics of Warszawa No. 12/2022

30 January 2023

↑ 106.4

Indices of construction and  
assembly production y/y

In December 2022, there was an increase in the average employment and a decrease in the number of unemployed persons compared to the corresponding period of previous year. Sold production of industry was lower than a year earlier, while construction and assembly production was higher. There was an increase both in retail sales and wholesale compared to December last year. December this year was also characterised by a higher, than in the previous year, number of dwellings completed and dwellings in which construction has begun, and a lower number of permits issued.

### Average paid employment

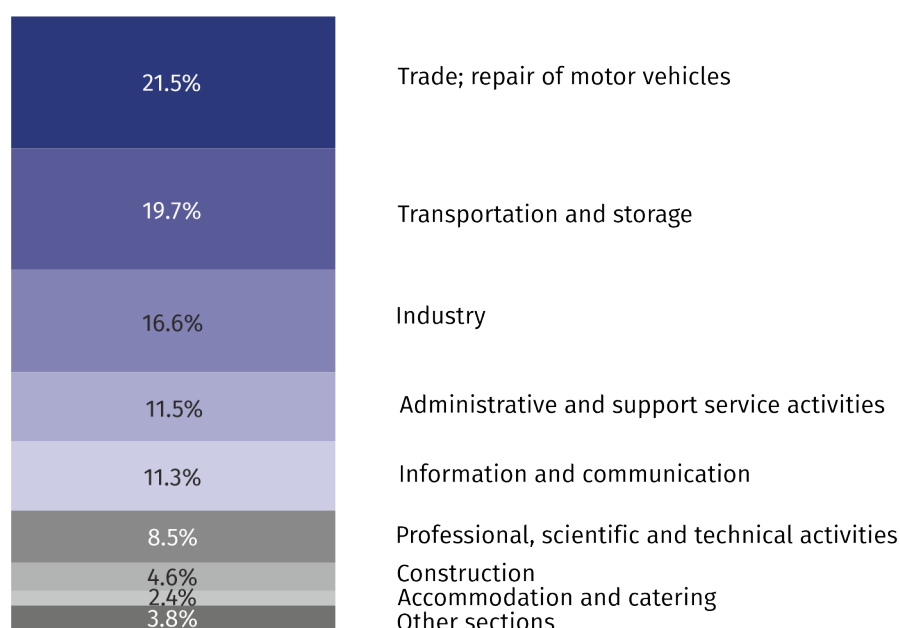
Average paid employment in the enterprise sector in December 2022 amounted to 1127.9 thousand persons and was by 3.5 thousand persons, i.e. by 0.3% higher than in November 2022, and by 30.5 thousand persons, i.e. by 2.8% higher than in December 2021.

Compared to November 2022, an increase in the average employment was recorded in the following sections: administrative and support service activities (by 1.7%), professional, scientific and technical activities (by 0.8%), information and communication (by 0.5%), construction (by 0.4%), trade; repair of motor vehicles as well as industry (by 0.1% each).

Whereas a decrease in the average employment was recorded in the section: transportation and storage (by 0.3%), real estate activities (by 0.2%), accommodation and catering (by 0.1%).

Average paid employment in the enterprise sector in December 2022 was by 2.8% higher than a year before

Chart 1. Structure of average paid employment by sections of PKD in December 2022



As compared to December 2021, an increase in the average employment was recorded in the sections: accommodation and catering (by 8.2%), information and communication (by 7.7%), professional, scientific and technical activities (by 7.2%), construction (by 2.7%), trade; repair

of motor vehicles, (by 2.2%), transportation and storage (by 1.1%), industry (0.8%), administrative and support service activities (by 0.5%).

A decrease in the average employment was recorded in the section of real estate activities (by 1.6%).

### Registered unemployment

At the end of December 2022, the number of registered unemployed persons amounted to 20172 and was by 591 persons, i.e. by 2.8% smaller than at the end of November 2022 and by 3960 persons, i.e. by 16.4% smaller than in the corresponding period of 2021.

The number of registered unemployed women amounted to 10033, which accounted for 49.7% of the total unemployed (50.4% a month and 48.1% a year before) and 17.0% of unemployed women in Mazowieckie Voivodship. As compared to November 2022, the number of unemployed women decreased by 423 persons, i.e. by 4.0% and compared to December 2021 decreased by 1572 persons, i.e. by 13.5%.

The registered unemployment rate amounted to 1.4% (1.5% in the previous month, 1.7% in the previous year), the average in Mazowieckie Voivodship was 4.2% (as a month before, and 4.7% a year before), while the national average was 5.2% (5.1% a month before and 5.8% a year before).

In December 2022, there were 2362 unemployed persons registered in labour offices (2685 in November 2022, and 1919 in December 2021). Registered unemployed persons accounted for 16.6% of the total registered unemployed in the Voivodship.

The number of persons registering for the first time amounted to 759 (a month before 984), which accounted for 32.1% of the total unemployed who registered in December 2022 and 30.0% of persons registering for the first time in the Voivodship. The share of persons terminated due to company reasons among unemployed persons registered in December 2022 amounted to 1.9% (3.8% in Mazowieckie Voivodship), 1.3% a month and 1.9% a year before.

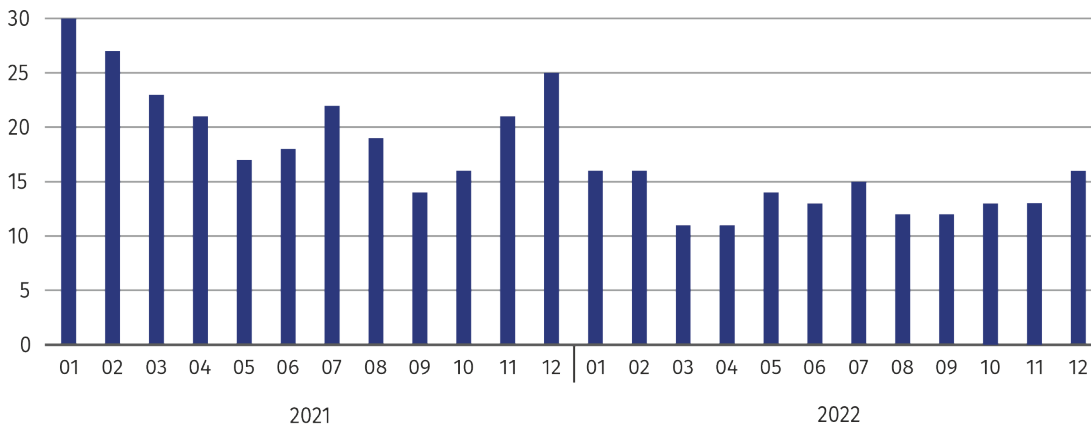
In December 2022, 2953 persons were removed from unemployment rolls (3101 in November 2022, and 2422 in December 2021), which accounted for 21.9% of unemployed persons removed from unemployment rolls in Mazowieckie Voivodship. Out of the unemployed removed from unemployment rolls, 1482 persons took up work. Moreover, 1092 persons lost their status of the unemployed as a result of not confirming their readiness to take up work. The reason for removing from the register was also starting training or traineeship, acquisition of retirement rights of pre-retirement benefit, acquisition of pension rights, voluntarily gave up the status of the unemployed and other.

There were 17848 persons who were not entitled to the unemployment benefit, i.e. 88.5% of the total unemployed (21351 persons a year before, i.e. 88.5%). Whereas 2324 unemployed persons were entitled to the unemployment benefit.

At the end of December 2022, the number of registered unemployed persons was by 16.4% smaller than in the previous year

In December 2022, the share of the unemployed who were not entitled to the unemployment benefit was the same as the year before

**Chart 2. Number of unemployed persons per job offer (as of end of month)**



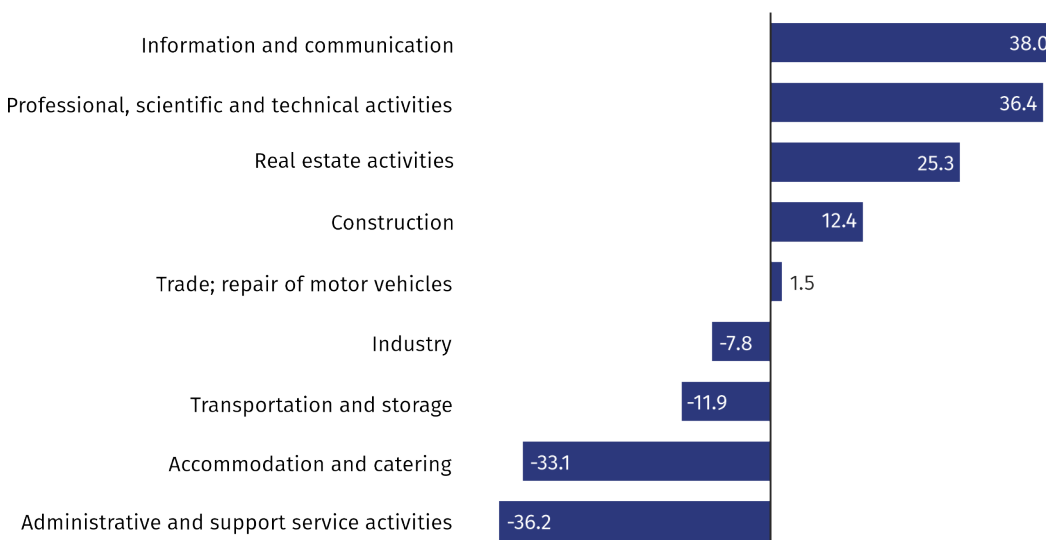
In December 2022, there were 2736 job offers submitted to labour offices, which accounted for 22.4% of job offers in Mazowieckie Voivodship and at the end this month the labour offices had job offers for 1265 persons. At the end of December 2022 there were 16 persons per one job offer (13 a month before and 25 a year before), in Mazowieckie Voivodship 28 persons (15 a month before, 26 a year before) registered as unemployed.

### Wages and salaries

The average monthly gross wages and salaries in the enterprise sector in December 2022 amounted to PLN 8813.57 and were by 8.4% higher as compared to the previous month and by 9.4% higher than in the corresponding period of 2021.

Compared to November 2022, the increase in the average gross wages and salaries was recorded in the following sections: real estate activities (by 21.9%), transportation and storage (by 15.0%), trade; repair of motor vehicles (by 9.6%), construction (by 7.8%), professional, scientific and technical activities (by 7.5%), information and communication (by 4.9%), accommodation and catering (by 4.7%), industry (by 4.4%), administrative and support service activities (by 3.2%).

**Chart 3. Relative deviations (in %) of monthly gross wages and salaries in selected sections from average wages and salaries in enterprise sector in December 2022**



Compared to December 2021, an increase in the average gross wages and salaries was recorded in the sections: transportation and storage (by 23.0%), construction (by 13.6%), real estate activities (by 12.7%), professional, scientific and technical activities (by 7.9%), administrative and support service activities (by 7.6%), trade; repair of motor vehicles (by 6.0%), industry (by 5.5%), accommodation and catering (by 3.7%), information and communication (by 2.4%).

In December 2022, there were less job offers by 14.4% than in the previous year

Average monthly gross wages and salaries in the enterprise sector in December 2022 amounted to PLN 8813.57 and were by 9.4% higher than in December 2021

## Industry

Sold production of industry in December 2022 amounted (at current prices) to PLN 26094.1 million and was (at constant prices) smaller as compared to the corresponding period of 2021 by 14.6%. As compared to December 2021, a decrease by 4.9% was recorded in sold production in manufacturing.

In the period January–December 2022, sold production of industry amounted to PLN 251276.9 million (in current prices) and was (in constant prices) higher by 9.4% than that achieved in the corresponding period of 2021. In manufacturing, an increase in production by 6.6% was recorded.

Among divisions included in manufacturing, the sales increase was recorded, among others, in: manufacture of coke and petrol products (by 38.7%), manufacture of pharmaceutical products (by 38.2%), manufacture of products of wood, cork, straw and wicker (by 26.4%), repair and installation of machinery and equipment (by 21.1%), manufacture of furniture (by 20.4%), manufacture of rubber and plastic products (by 16.0%).

The decrease was recorded, among others, in: manufacture of metal products (by 25.3%), manufacture of paper and paper products (by 11.0%), manufacture of other transport equipment (by 7.2%), manufacture of beverages (by 6.0%).

Labour productivity in industry measured by production per employed person, in January–December 2022 amounted to PLN 1341.8 thousand (at current prices) and was – at constant prices – by 8.5% higher than in the previous year.

## Construction

Sold production of construction in December 2022 amounted (at current prices) to PLN 7219.9 million and compared to November 2022 was higher by 11.9%, and compared to the corresponding period of the previous year it increased by 17.2%.

In the period of January-December 2022, sold production of construction reached the value of PLN 71591.2 million, i.e. 26.1% larger than in the corresponding period of 2021.

Construction and assembly production in December 2022 amounted to PLN 1522.1 million (at current prices) and accounted for 21.1% of sold production of construction. Compared to the previous month, construction and assembly production increased by 21.8%, and compared to December 2021 it was larger by 6.4%.

In the period January–December 2022, construction and assembly production amounted to PLN 14338.5 million and accounted for 20.0% of sold construction production (23.5% the year before). Compared to the corresponding period of the previous year, construction and assembly production was higher by 7.5%.

The increase in production in relation to the corresponding period of 2021 occurred in units dealing with construction of buildings (by 18.5%), specialised construction activities (by 5.6%) and civil engineering (by 3.5%).

Labour productivity measured by production per employed person in construction in December 2022 amounted to PLN 138.7 thousand and was by 11.5% higher than a month before and by 14.1% higher than in December 2021.

## Trade

Retail sales in trade and non-trade enterprises in December 2022 (at current prices) were by 15.6% higher than in November 2022 and by 9.0% higher compared to December 2021.

Compared to November 2022, there was an increase, among others, in: sales of press, books, other retail sales in specialised stores (by 40.7%), sales of food, beverages and tobacco (by 36.7%), sales of pharmaceuticals, cosmetics, orthopedic equipment (by 32.2%), sales in the group of “others” (by 16.7%), sales of textiles, clothing and footwear (by 15.1%), sales of furniture, electronic goods and household appliances (by 13.0%), sales of motor vehicles, motorcycles, parts (by 4.5%), retail sales

Sold production in manufacturing (at constant prices) in December 2022 was by 4.9% smaller than a year before

Construction and assembly production (at constant prices) in December 2022 was by 6.4% larger than a year before

Retail sales (at current prices) in trade and non-trade enterprises in December 2022 were by 9.0% larger than in December 2021

conducted by mail order houses (by 2.9%), other retail sales in non-specialised stores (by 2.4%). Whereas there was a decrease in the sales of solid, liquid and gas fuels (by 2.8%).

Compared to December 2021, there was an increase, among others, in the retail sales conducted by mail order houses (by 24.0%), sales of textiles, clothing and footwear (by 22.0%), sales of food, beverages and tobacco (by 20.8%), sales of solid, liquid and gas fuels (by 19.5%), sales of pharmaceuticals, cosmetics, orthopedic equipment (by 17.0%), other retail sales in non-specialised stores (by 12.8%), sales in the group of "others" (by 5.7%).

Whereas there was a decrease in the sales of motor vehicles, motorcycles, parts (by 5.3%), sales of furniture, electronic goods and household appliances (by 0.6%), sales of press, books, other retail sales in specialised stores (by 0.5%).

In the period January-December 2022, compared to the corresponding period of 2021, retail sales increased by 16.0%.

Wholesale in trade enterprises in December 2022 (at current prices) was by 6.8% smaller as compared to the previous month and by 22.7% higher as compared to December 2021, and in wholesale enterprises it was lower by 10.4% and higher by 20.1%, respectively.

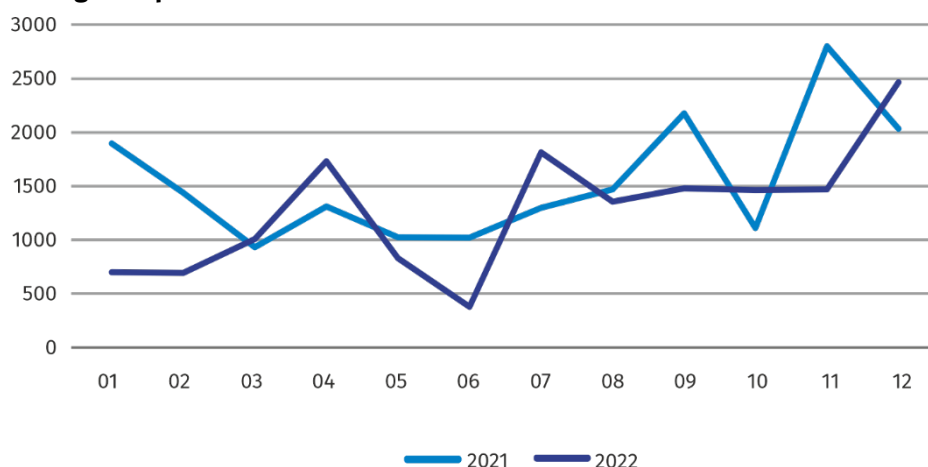
In the period of January-December 2022, trade enterprises realised wholesale sales by 25.6% higher than in the previous year, while wholesale enterprises by 29.2% higher.

### Housing construction<sup>1</sup>

According to preliminary data, 2472 dwellings were completed in Warszawa in December 2022, i.e. by 21.4% more than in the corresponding period of 2021.

In the period of January-December 2022, 15384 dwellings were completed (by 17.0% less than in the corresponding period of 2021), and in Mazowieckie Voivodship, 43067 dwellings, i.e. by 3.0% less than in the period of January-December 2021. A decrease in the number of completed dwellings was recorded in construction for sale or rent from 17730 to 14229, i.e. by 19.7% less. Whereas there was an increase in private construction from 642 to 743, i.e. by 15.7% more. In addition, in the period of January-December 2022, 412 apartments in cooperative housing were completed.

**Chart 4. Dwellings completed**



In December 2022, the construction began in 1582 dwellings, i.e. by 58.2% more than in December 2021.

In January-December 2022, the construction began in 13468 dwellings (by 25.3% less than in the corresponding period of 2021), of which: 12815 in construction for sale or rent, 502 in private construction, 120 in cooperative construction, 31 in company construction.

Wholesale (at current prices) in trade enterprises in December 2022 was by 22.7% higher than a year before

In January-December 2022, the construction began in 13468 dwellings, i.e. by 25.3% less than in the corresponding period of the previous year

<sup>1</sup> Reporting data – may change after preparing quarterly reports.

The number of dwellings for which permits have been granted or which have been registered with a construction project in December 2022 amounted to 1702 and was by 41.3% lower than in the previous year.

In the period of January–December 2022, the number of dwellings for which permits have been granted or which have been registered with a construction project amounted to 20396 (4.0% more than in the corresponding period of 2021), including 528 dwellings built by private investors.

The average useful floor area of a dwelling completed in January–December 2022, amounted to 63.0 m<sup>2</sup> and decreased compared to the corresponding period of 2021 by 1.8 m<sup>2</sup>. In private construction, the average useful floor area of dwellings amounted to 177.8 m<sup>2</sup> (by 16.6 m<sup>2</sup> fewer than in the corresponding period of 2021), in cooperative construction — 58.4 m<sup>2</sup>, in construction for sale or rent — 57.2 m<sup>2</sup> (by 3.1 m<sup>2</sup> fewer).

### **Entities of the national economy<sup>2</sup>**

At the end of December 2022, there were 525475 entities of the national economy registered in the REGON register in Warszawa, which accounted for 54.2% of the total in Mazowieckie Voivodship. Compared with November 2022, the number of entities of the national economy increased by 2382 (i.e. by 0.5%), and compared to December 2021 by 26405 (i.e. by 5.3%).

As of the end of December 2021, there were 237930 legal persons and organisational units without legal personality registered in the REGON register, of which 167965 commercial companies. The number of these entities increased compared to the previous month by 0.4% and 0.6%, whereas on an annual basis by 5.4% and 6.9%, respectively.

The number of registered natural persons conducting economic activity as of the end of December 2022 amounted to 287545 and compared to November 2022 it was higher by 0.5%, and compared to the corresponding period of the previous year increased by 5.2%.

In Warszawa, in December 2022 the most numerous were entities dealing with professional, scientific and technical activities (19.4% of total registered units), trade; repair of motor vehicles (17.5%), as well as information and communication (11.8%).

Compared to November 2022, the number of entities increased, among others, in the sections: electricity, gas, steam and air conditioning supply by (2.4%), mining and quarrying as well as information and communication (by 1.1% each), administrative and support service activities (by 0.7%). However, there was a decrease in the number of entities in the section of public administration and national defence; compulsory social security (by 0.2%).

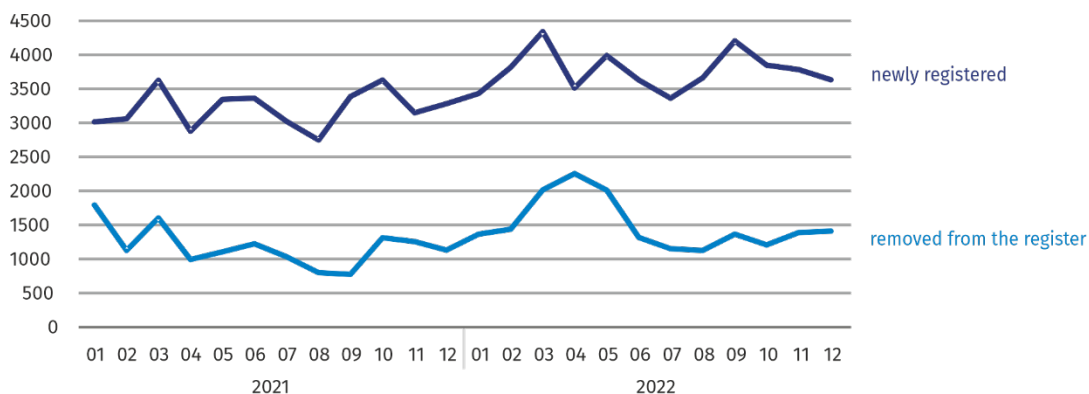
In comparison with December 2021, the largest increase was recorded in the sections: information and communication (by 16.8%), electricity, gas, steam and air conditioning supply by (16.7%), administrative and support service activities (by 7.0%), health care and social welfare (by 6.2%), education (by 6.1%), construction (by 6.0%).

At the end of December 2022, the most numerous group of entities by kind of conducted activity represented units dealing with professional, scientific and technical activities

---

<sup>2</sup> Applies to legal persons, organizational units without legal personality and natural persons conducting economic activity (excluding natural persons tending private farms in agriculture).

**Chart 5. Entities newly registered and removed from the register**



In December 2022, 3643 new entities were entered into the REGON register, i.e. by 4.0% less than in the previous month. The newly registered entities were dominated by natural persons conducting economic activity – 2342 (by 5.6% less than in November 2022). The number of newly registered commercial companies was smaller than in the previous month by 5.5%, including limited liability companies – smaller by 7.3%.

In December 2022, 1409 entities were removed from the REGON register (compared to 1388 in the previous month), including 1052 natural persons conducting economic activity (by 14.5% more).

As of the end of December 2022, 57210 entities had suspended activity in the REGON register (by 1.3% more than a month before). The vast majority were natural persons conducting economic activity (85.0%).

In the case of quoting data from Statistics Poland, please provide information: "Source of data – Statistics Poland", and in the case of publishing calculations made on data published by Statistics Poland, please provide information: "Own study based on Statistics Poland data".

In December 2022, the number of newly registered entities was 4.0% smaller than a month earlier, and the number of suspended activities increased by 1.3%



**Table 1. Selected data on Warszawa**

SPECIFICATION		01	02	03	04	05	06	07	08	09	10	11	12
Registered unemployment (in thousands; as of end of the period)	2021	25,0	25,9	26,5	26,8	26,8	26,4	26,2	26,1	25,7	25,1	24,6	24,1
	2022	24,1	24,1	24,0	24,3	24,1	23,7	23,4	22,8	22,0	21,2	20,8	20,2
Unemployment rate (in %; as of end of the period)	2021	1,9	1,9	2,0	2,0	2,0	2,0	1,9	1,9	1,9	1,9	1,8	1,7
	2022	1,7	1,7	1,7	1,7	1,7	1,7	1,6	1,6	1,5	1,5	1,5	1,4
Job offers (during the month)	2021	2680	2419	2830	2977	3342	3066	3125	3197	3762	4352	3225	3196
	2022	3679	3791	4604	3729	3057	3249	2904	3596	3173	3149	3281	2736
Number of unemployed persons per job offer (as of end of the period)	2021	30	27	23	21	17	18	22	19	14	16	21	25
	2022	16	16	11	11	14	13	15	12	12	13	13	16
Average employment in the enterprise sector <sup>a</sup> (in thousands persons)	2021	1091,9	1089,7	1086,1	1081,4	1082,7	1087,6	1087,8	1087,0	1088,6	1088,8	1092,8	1097,4
	2022	1110,8	1112,3	1114,6	1114,7	1114,0	1116,8	1119,1	1119,3	1119,4	1121,4	1124,4	1127,9
previous month=100	2021	99,8	99,8	99,7	99,6	100,1	100,5	100,0	99,9	100,1	100,0	100,4	100,4
	2022	101,2	100,1	100,2	100,0	99,9	100,3	100,2	100,0	100,0	100,2	100,3	100,3
corresponding month of previous year =100	2021	99,3	99,2	99,3	101,1	102,0	101,5	101,0	100,4	100,2	100,0	100,1	100,3
	2022	101,7	102,1	102,6	103,1	102,9	102,7	102,9	103,0	102,8	103,0	102,9	102,8
Average monthly gross wages and salaries in the enterprises sector <sup>a</sup> (in PLN)	2021	6948,56	6854,54	7621,58	7305,26	6949,29	7051,09	7121,16	7046,23	7106,83	7395,46	7249,21	8058,27
	2022	7520,61	7632,80	8494,89	8219,68	7822,93	7793,16	8104,99	8027,64	7967,63	8312,85	8128,08	8813,57
previous month=100	2021	98,5	98,6	111,2	95,8	95,1	101,5	101,0	98,9	100,9	104,1	98,0	111,2
	2022	93,3	101,5	111,3	96,8	95,2	99,6	104,0	99,0	99,3	104,3	97,8	108,4
corresponding month of previous year =100	2021	104,2	103,1	105,6	108,1	107,5	108,4	107,5	107,7	108,4	107,3	109,7	114,2
	2022	108,2	111,4	111,5	112,5	112,6	110,5	113,8	113,9	112,1	112,4	112,1	109,4
Dwellings completed (since the beginning of the year)	2021	1901	3341	4271	5583	6604	7624	8922	10391	12573	13683	16492	18528
	2022	696	1387	2392	4125	4953	5326	7174	8497	9978	11442	12912	15384
corresponding period of previous year =100	2021	199,3	128,1	104,7	98,5	92,6	85,1	72,6	76,3	74,4	72,8	78,6	78,7
	2022	36,6	41,5	56,0	73,9	75,0	69,9	80,0	81,8	79,4	83,6	78,3	83,0
Sold production of industry <sup>a</sup> (at constant prices):													
corresponding month of previous year =100	2021	99,0	105,3	107,1	111,0	106,8	102,5	101,8	105,5	103,9	118,6	126,4	136,9
	2022	144,5	136,0	159,3	129,9	117,9	114,4	116,1	112,6	113,1	96,2	93,2	85,4

<sup>a</sup> In enterprises employing more than 9 persons.



**Table 1. Selected data on Warszawa (cont.)**

SPECIFICATION		01	02	03	04	05	06	07	08	09	10	11	12
Construction and assembly production <sup>a</sup> (at current prices):													
previous month=100	2021	39,2	111,1	135,4	100,0	113,9	108,7	92,8	107,8	110,8	105,0	106,1	105,9
	2022	49,7	116,4	127,6	100,8	113,5	97,6	101,3	100,5	107,0	97,2	100,1	121,8
corresponding month of previous year =100	2021	88,7	77,7	92,2	98,9	104,9	106,1	107,4	113,4	110,9	120,3	118,9	95,6
	2022	121,2	126,9	119,6	120,5	120,0	107,8	117,6	109,7	105,9	98,1	92,5	106,4
Retail sales of goods <sup>a</sup> (at current prices):													
previous month=100	2021	65,8	110,5	112,6	83,9	129,1	103,4	100,7	98,0	98,8	103,2	105,6	119,0
	2022	70,7	97,9	122,2	103,8	99,5	101,3	99,0	101,4	100,1	101,2	104,9	115,6
corresponding month of previous year =100	2021	87,8	102,1	128,5	125,2	123,3	115,2	111,4	110,8	112,7	113,8	124,2	116,1
	2022	124,8	110,6	120,0	148,4	114,3	111,9	110,0	113,9	115,3	113,0	112,2	109,0
Turnover profitability rate in enterprises <sup>b</sup> :													
gross (in %)	2021	.	.	8,1	.	.	7,2	.	.	7,6	.	.	7,0
	2022	.	.	6,0	.	.	5,7	.	.	5,3	.	.	.
net (in %)	2021	.	.	6,7	.	.	6,0	.	.	6,2	.	.	5,8
	2022	.	.	4,8	.	.	4,6	.	.	4,3	.	.	.
Entities of the national economy <sup>c</sup> (as of end of the period)	2021	476394	478277	480193	482039	484281	486377	488319	490226	492737	495082	496992	499070
	2022	500858	502901	504940	506404	508636	510850	512925	515376	518209	520763	523093	525475
of which commercial companies	2021	145941	146684	147485	148449	149587	150557	151301	152251	153386	154783	155817	157181
	2022	158237	159321	160562	161339	161998	162713	163631	164572	165452	166266	167041	167965
of which with foreign capital participation	2021	28207	28296	28380	28516	28666	28791	28897	29135	29326	29561	29719	29973
	2022	30079	30215	30298	30435	30601	30810	31052	31193	31371	31527	31705	31875

a In enterprises employing more than 9 persons. b In which the number of employees exceeds 49, excluding enterprises of agriculture, forestry and fishing as well as financial and insurance activities; the data are published cumulatively. c In the REGON register, excluding persons tending private farms in agriculture.

Note. The following symbols were used in the table: (.)data not available, classified data (statistical confidentiality) or providing data impossible or purposeless, sign \* data were changed in relation to the previously published.

Prepared by:  
**Statistical Office in Warszawa**  
**Acting Director Agnieszka Ajdyn**  
Tel.: (+48 22) 464 23 15

Issued by:  
**Statistical Information Centre**  
**Marcin Kałuski**  
Tel.: (+48 22) 464 20 91

**Press office**

Tel.: (+48 22) 464 20 91

**e-mail: [m.kaluski@stat.gov.pl](mailto:m.kaluski@stat.gov.pl)**

-  [warszawa.stat.gov.pl/en/](http://warszawa.stat.gov.pl/en/)
-  [@Warszawa\\_STAT](https://twitter.com/Warszawa_STAT)
-  [@UrzadStatystycznywWarszawie](https://www.facebook.com/@UrzadStatystycznywWarszawie)
-  [gus\\_stat](https://www.instagram.com/gus_stat)
-  [glownyurządstatystycznygus](https://www.youtube.com/glownyurządstatystycznygus)
-  [glownyurządstatystyczny](https://www.linkedin.com/company/glownyurządstatystyczny)

**Related information**

[Communications and Announcements](#)

**Data available in databases**

[Local Data Bank → Labour market](#)

**Terms used in official statistics**

[Registered unemployed persons](#)

[Registered unemployment rate](#)

[Average paid employment](#)

[Average monthly gross wages and salaries](#)

[Dwellings completed](#)

[Gross turnover profitability indicator](#)

[Net turnover profitability indicator](#)

**Evaluate**  
the study

