

Statistics of Warszawa No. 9/2022

28 October 2022

↑ 102.8

Dynamics of average paid employment y/y

In September 2022, there was an increase in the average employment and a decrease in the number of unemployed persons compared to the corresponding period of previous year. Both sold production of industry and construction and assembly production were higher than a year earlier. There was an increase both in retail sales and wholesale compared to September last year. September this year was also characterised by a lower, than in the previous year, number of dwellings completed and dwellings in which construction has begun as well as a higher number of permits issued.

Average paid employment

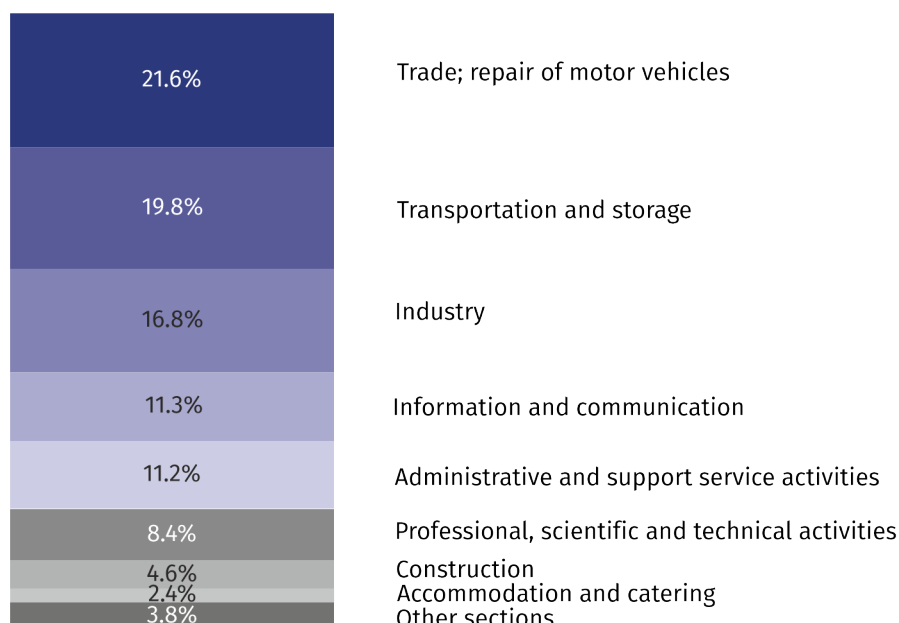
Average paid employment in the enterprise sector in September 2022 amounted to 1119.4 thousand persons and was similar to August 2022, and by 30.8 thousand persons, i.e. by 2.8% higher than in September 2021.

Compared to August 2022, an increase in the average employment was recorded in the following sections: administrative and support service activities (by 0.8%), information and communication (by 0.5%), construction and industry (by 0.1% each).

Whereas a decrease in the average employment was recorded in the section: accommodation and catering (by 2.2%), professional, scientific and technical activities (by 0.5%), trade; repair of motor vehicles (by 0.4%), real estate activities (by 0.3%).

Average paid employment in the enterprise sector in September 2022 was by 2.8% higher than a year before

Chart 1. Structure of average paid employment by PKD (NACE Rev.2) sections in September 2022



As compared to September 2021, an increase in the average employment was recorded in the sections: accommodation and catering (by 9.0%), information and communication (by 8.1%), profes-

sional, scientific and technical activities (by 7.3%), trade; repair of motor vehicles, (by 2.6%), construction (by 1.8%), administrative and support service activities (by 1.1%), industry (0.9%), transportation and storage (by 0.4%).

A decrease in the average employment was recorded in the section of real estate activities (by 1.5%).

Registered unemployment

At the end of September 2022, the number of registered unemployed persons amounted to 22031 and was by 721 persons, i.e. by 3.2% smaller than at the end of August 2022 and by 3676 persons, i.e. by 14.3% smaller than in the corresponding period of 2021.

The number of registered unemployed women amounted to 11230, which accounted for 51.0% of the total unemployed (51.4% a month and 48.3% a year before) and 18.4% of unemployed women in Mazowieckie Voivodship. As compared to August 2022, the number of unemployed women decreased by 458 persons, i.e. by 3.9% and compared to September 2021 decreased by 1177 persons, i.e. by 9.5%.

The registered unemployment rate amounted to 1.5% (1.6% in the previous month and 1.9% in the previous year), the average in Mazowieckie Voivodship was 4.2% (4.3% a month before, and 4.8% a year before), while the national average was 5.1% (5.2% a month before and 5.6% a year before).

In September 2022, there were 3062 unemployed persons registered in labour offices (2347 in August 2022, and 2097 in September 2021). Registered unemployed persons accounted for 19.0% of the total registered unemployed in the Voivodship.

The number of persons registering for the first time amounted to 1209 (a month before 988), which accounted for 39.5% of the total unemployed who registered in September 2022 and 23.3% of persons registering for the first time in the Voivodship. The share of persons terminated due to company reasons among unemployed persons registered in September 2022 amounted to 1.3% (2.8% in Mazowieckie Voivodship), 1.4% a month before and 2.1% a year before.

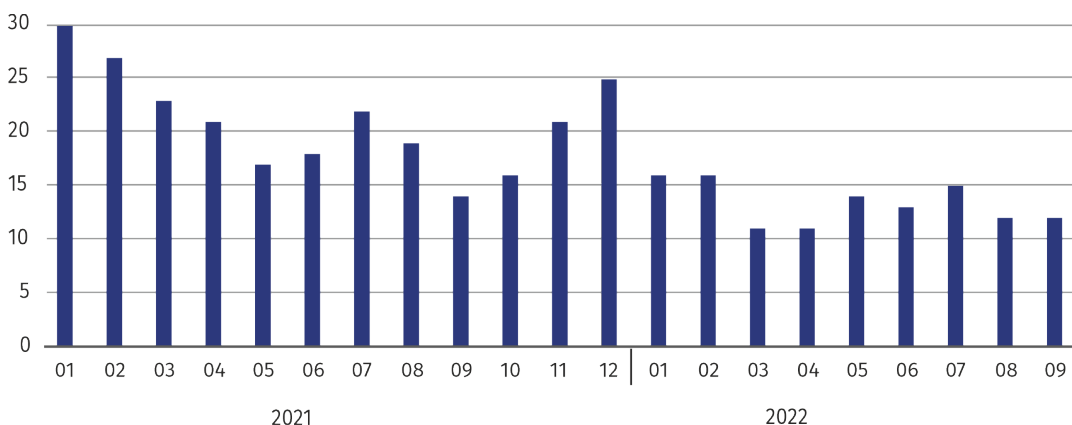
In September 2022, 3783 persons were removed from unemployment rolls (3013 in August 2022, and 2441 in September 2021), which accounted for 21.2% of unemployed persons removed from unemployment rolls in Mazowieckie Voivodship. Out of the unemployed removed from unemployment rolls, 1727 persons took up work. Moreover, 1322 persons lost their status of the unemployed as a result of not confirming their readiness to take up work. The reason for removing from the register was also starting training or traineeship, acquisition of retirement rights of pre-retirement benefit, acquisition of pension rights, voluntarily gave up the status of the unemployed and other.

There were 19765 persons who were not entitled to the unemployment benefit, i.e. 89.7% of the total unemployed (22659 persons a year before, i.e. 88.1%). Whereas 2266 unemployed persons were entitled to the unemployment benefit.

At the end of September 2022, the number of registered unemployed persons was by 14.3% smaller than in the previous year, and the unemployment rate was by 0.4 pp lower

In September 2022, the share of the unemployed who were not entitled to the unemployment benefit was 1.6 pp higher than the year before

Chart 2. Number of unemployed persons per job offer (as of end of month)



In September 2022, there were 3173 job offers submitted to labour offices, which accounted for 20.0% of job offers in Mazowieckie Voivodship and at the end this month the labour offices had job offers for 1881 persons. At the end of September 2022 there were 12 persons per one job offer (as a month before and 14 a year before), in Mazowieckie Voivodship 13 persons (as a month and a year before) registered as unemployed.

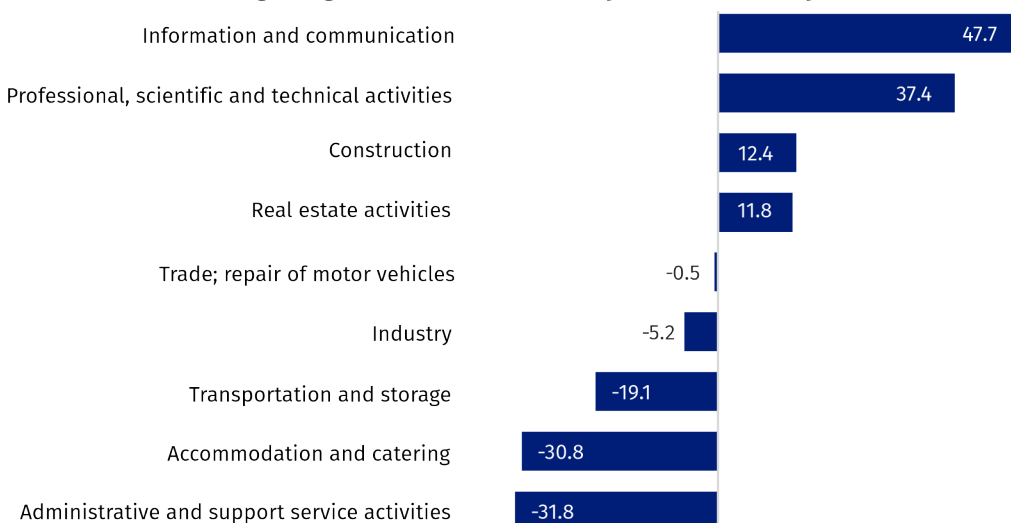
Wages and salaries

The average monthly gross wages and salaries in the enterprise sector in September 2022 amounted to PLN 7967.63 and were by 0.7% lower as compared to the previous month and by 12.1% higher than in the corresponding period of 2021.

Compared to August 2022, the decrease in the average gross wages and salaries was recorded in the following sections: professional, scientific and technical activities (by 4.7%), trade; repair of motor vehicles (by 3.1%), real estate activities (by 1.9%), administrative and support service activities (by 0.2%).

On the other hand, the increase in the average gross wages and salaries was recorded in the following sections: industry (by 3.2%), accommodation and catering (by 0.7%), transportation and storage (by 0.6%), information and communication (by 0.4%).

Chart 3. Relative deviations (in %) of monthly gross wages and salaries in selected sections from average wages and salaries in enterprise sector in September 2022



Compared to September 2021, an increase in the average gross wages and salaries was recorded in the sections: construction (by 16.9%), transportation and storage (by 13.9%), profes-

In September 2022, there were 15.7% less job offers than a year

Average monthly gross wages and salaries in the enterprise sector in September 2022 amounted to PLN 7967.63 and were by 12.1% higher than in September 2021

sional, scientific and technical activities (by 13.2%), real estate activities (by 12.9%), trade; repair of motor vehicles (by 11.5%), information and communication (by 10.1%), industry (by 10.0%), administrative and support service activities (by 7.7%), accommodation and catering (by 7.1%).

Industry

Sold production of industry in September 2022 amounted (at current prices) to PLN 19333.5 million and was (at constant prices) larger as compared to the corresponding period of 2021 by 13.1%. As compared to September 2021, an increase by 6.2% was recorded in sold production in manufacturing.

In the period January–September 2022, sold production of industry amounted to PLN 181144.7 million (in current prices) and was (in constant prices) higher by 19.0% than that achieved in the corresponding period of 2021. In manufacturing, an increase in production by 8.5% was recorded.

Among divisions included in manufacturing, the sales increase was recorded, among others, in: manufacture of coke and petrol products (by 51.9%), manufacture of pharmaceutical products (by 35.8%), repair and installation of machinery and equipment (by 35.7%), products of wood, cork, straw and wicker (by 31.2%), manufacture of chemicals and chemical products (by 23.9%), manufacture of textiles (by 17.7%), manufacture of rubber and plastic products (by 17.5%).

The decrease was recorded, among others, in: manufacture of metal products (by 25.9%), manufacture of metals (by 12.1%), manufacture of paper and paper products (by 11.1%).

Labour productivity in industry measured by production per employed person, in January–September 2022 amounted to PLN 965.0 thousand (at current prices) and was – at constant prices – by 17.9% higher than in the previous year.

Construction

Sold production of construction in September 2022 amounted (at current prices) to PLN 6273.7 million and compared to August 2022 was higher by 14.5%, and compared to the corresponding period of the previous year it increased by 34.0%.

In the period of January–September 2022, sold production of construction reached the value of PLN 49927.3 million, i.e. 26.9% larger than in the corresponding period of 2021.

Construction and assembly production in September 2022 amounted to PLN 1284.3 million (at current prices) and accounted for 20.5% of sold production of construction. Compared to the previous month, construction and assembly production increased by 7.0%, and compared to September 2021 it was higher by 5.9%.

In the period January–September 2022, construction and assembly production amounted to PLN 10205.9 million and accounted for 20.4% of sold construction production (23.0% the year before). Compared to the corresponding period of the previous year, construction and assembly production was higher by 12.8%.

The increase in production in relation to the corresponding period of 2021 occurred in units dealing with construction of buildings (by 23.0%), civil engineering (by 10.6%), and specialised construction activities (by 7.7%).

Labour productivity measured by production per employed person in construction in September 2022 amounted to PLN 121.0 thousand and was by 14.4% higher than a month before and by 31.6% higher than in September 2021.

Trade

Retail sales in trade and non-trade enterprises in September 2022 (at current prices) were by 0.1% higher than in August 2022 and by 15.3% higher compared to September 2021.

Sold production in manufacturing (at constant prices) in September 2022 was by 6.2% larger than a year before

Construction and assembly production (at constant prices) in September 2022 was by 5.9% larger than a year before

Retail sales (at current prices) in trade and non-trade enterprises in September 2022 were by 15.3% larger than in September 2021

Compared to August 2021, there was an increase, among others, in: the sales of motor vehicles, motorcycles, parts (by 9.6%), sales of textiles, clothing and footwear (by 8.9%), other retail sales in non-specialized stores (by 5.3%).

Whereas there was a decrease in the sales of press, books, other sales in specialized stores (by 7.8%), sales of food, beverages and tobacco (by 4.3%), sales of pharmaceuticals, cosmetics, orthopedic equipment (by 2.9%), sales of solid, liquid and gas fuels (by 2.7%).

Compared to September 2021, there was an increase, among others, in the sales of textiles, clothing and footwear (by 34.7%), retail sales conducted by mail order houses (by 24.5%), sales of food, beverages and tobacco (by 22.5%), sales of solid, liquid and gas fuels (by 22.3%), other retail sales in non-specialized stores (by 20.9%), other sales (by 14.6%), sales of pharmaceuticals, cosmetics, orthopedic equipment (by 10.9%).

In the period January-September 2022, compared to the corresponding period of 2021, retail sales increased by 17.7%.

Wholesale in trade enterprises in September 2022 (at current prices) was by 9.5% larger as compared to the previous month and by 26.4% higher as compared to September 2021, and in wholesale enterprises it was higher by 9.0% and higher by 26.2%, respectively.

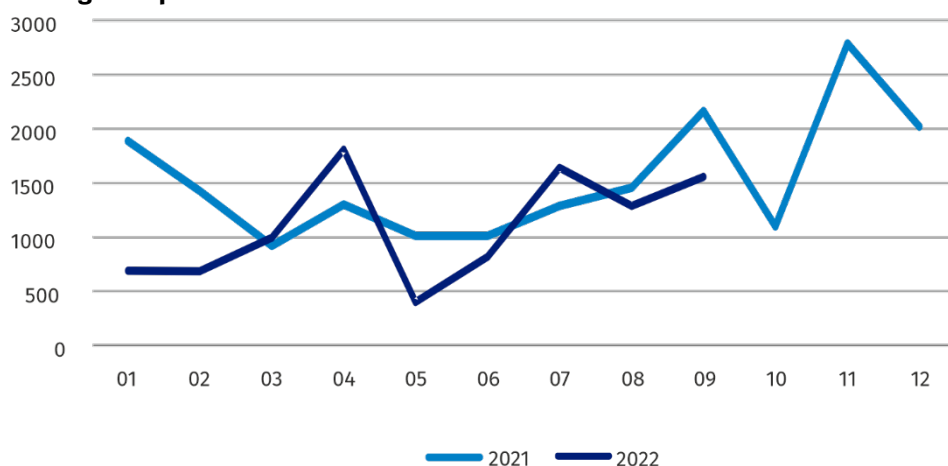
In the period of January-September 2022, trade enterprises realised wholesale sales by 25.1% higher than in the previous year, while wholesale enterprises by 30.5% higher.

Housing construction¹

According to preliminary data, 1570 dwellings were completed in Warszawa in September 2022, i.e. by 28.0% less than in the corresponding period of 2021.

In the period of January-September 2022, 9846 dwellings were completed (by 21.7% less than in the corresponding period of 2021), and in Mazowieckie Voivodship, 29604 dwellings, i.e. by 0.8% less than in the period of January-September 2021. A decrease in the number of completed dwellings was recorded in construction for sale or rent from 11915 to 8858, i.e. by 25.7% less. Whereas there was an increase in private construction from 502 to 576, i.e. by 14.7% more. In addition, in the period of January-September 2022, 412 apartments in cooperative housing were completed.

Chart 4. Dwellings completed



In September 2022, the construction began in 1222 dwellings, i.e. by 7.5% less than in September 2021.

In January-September 2022, the construction began in 10173 dwellings (by 30.2% less than in the corresponding period of 2021), of which: 9613 in construction for sale or rent, 409 in private construction, 120 in cooperative construction, 31 in company construction.

Wholesale (at current prices) in trade enterprises was by 26.4% higher than a year before

In January-September 2022, the construction began in 10173 dwellings, i.e. by 30.2% less than in the corresponding period of the previous year

¹ Reporting data – may change after preparing quarterly reports.

The number of dwellings for which permits have been granted or which have been registered with a construction project in September 2022 amounted to 2179 and was by 37.8% higher than in the previous year.

In the period of January–September 2022, the number of dwellings for which permits have been granted or which have been registered with a construction project amounted to 17320 (28.1% more than in the corresponding period of 2021), including 425 dwellings built by private investors.

The average useful floor area of a dwelling completed in January–September 2022, amounted to 64.7 m² and decreased compared to the corresponding period of 2021 by 1.0 m². In private construction, the average useful floor area of dwellings amounted to 176.4 m² (by 14.4 m² fewer than in the corresponding period of 2021), in cooperative construction — 58.4 m², in construction for sale or rent — 57.7 m² (by 3.1 m² fewer).

Entities of the national economy²

At the end of September 2022, there were 518209 entities of the national economy registered in the REGON register in Warszawa, which accounted for 54.1% of the total in Mazowieckie Voivodship. Compared with August 2022, the number of entities of the national economy increased by 2833 (i.e. by 0.5%), and compared to September 2021 by 25472 (i.e. by 5.2%).

As of the end of September 2021, there were 235106 legal persons and organisational units without legal personality registered in the REGON register, of which 165452 commercial companies. The number of these entities increased compared to the previous month by 0.4% and 0.5%, whereas on an annual basis by 6.1% and 7.9%, respectively.

The number of registered natural persons conducting economic activity as of the end of September 2022 amounted to 283103 and compared to August 2022 it was higher by 0.6%, and compared to the corresponding period of the previous year increased by 4.4%.

In the capital city, in September 2022 the most numerous were entities dealing with professional, scientific and technical activities (19.4% of total registered units), trade; repair of motor vehicles (17.6%), as well as information and communication (11.6%).

Compared to August 2022, the number of entities increased, among others, in the sections: information and communication (by 1.4%), electricity, gas, steam and air conditioning supply by (1.2%), education (by 1.1%).

In comparison with September 2021, the largest increase was recorded in the sections: electricity, gas, steam and air conditioning supply by (17.4%), information and communication (by 16.0%), administrative and support service activities (by 7.2%). Whereas a decrease in the number of entities was recorded in the section of mining and quarrying (by 0.8%).

At the end of September 2022, the most numerous group of entities by kind of conducted activity represented units dealing with professional, scientific and technical activities

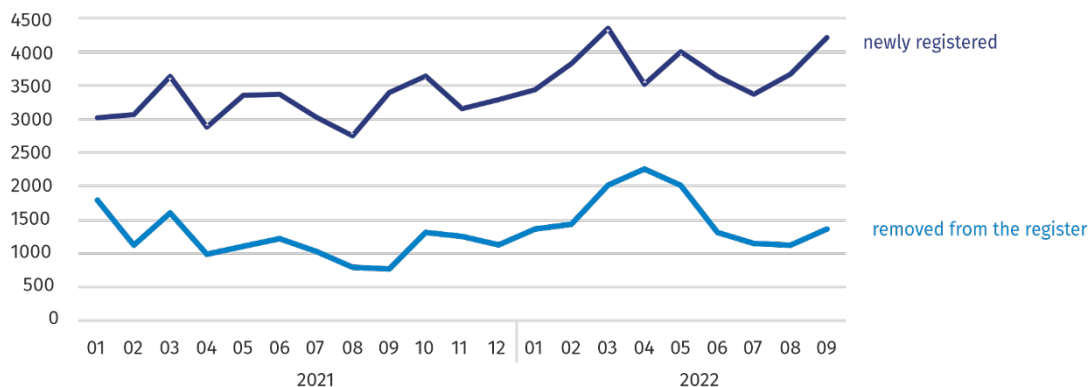
² Applies to legal persons, organizational units without legal personality and natural persons conducting economic activity (excluding natural persons tending private farms in agriculture).

Chart 5. Entities newly registered and removed from the register

In September 2022, 4216 new entities were entered into the REGON register, i.e. by 14.8% more than in the previous month. The newly registered entities were dominated by natural persons conducting economic activity – 2786 (by 18.7% more than in August 2022). The number of newly registered commercial companies was larger than in the previous month by 7.2%, including limited liability companies – larger by 9.5%.

In September 2022, 1363 entities were removed from the REGON register (compared to 1123 in the previous month), including 912 natural persons conducting economic activity (by 8.8% more).

As of the end of September 2022, 55769 entities had suspended activity in the REGON register (by 1.0% less than a month before). The vast majority were natural persons conducting economic activity (85.6%).



In September 2022, the number of newly registered entities was 14.8% larger than a month earlier, and the number of suspended activities decreased by 1.0%

In the case of quoting data from Statistics Poland, please provide information: "Source of data – Statistics Poland", and in the case of publishing calculations made on data published by Statistics Poland, please provide information: "Own study based on Statistics Poland data".

Table 1. Selected data on Warszawa

SPECIFICATION		01	02	03	04	05	06	07	08	09	10	11	12
Registered unemployment (in thousands; as of end of the period)	2021	25,0	25,9	26,5	26,8	26,8	26,4	26,2	26,1	25,7	25,1	24,6	24,1
	2022	24,1	24,1	24,0	24,3	24,1	23,7	23,4	22,8	22,0			
Unemployment rate (in %; as of end of the period)	2021	1,9	1,9	2,0	2,0	2,0	2,0	1,9	1,9	1,9	1,9	1,8	1,7*
	2022	1,7*	1,7*	1,7*	1,7*	1,7*	1,7	1,6*	1,6*	1,5			
Job offers (during the month)	2021	2680	2419	2830	2977	3342	3066	3125	3197	3762	4352	3225	3196
	2022	3679	3791	4604	3729	3057	3249	2904	3596	3173			
Number of unemployed persons per job offer (as of end of the period)	2021	30	27	23	21	17	18	22	19	14	16	21	25
	2022	16	16	11	11	14	13	15	12	12			
Average employment in the enterprise sector ^a (in thousands persons)	2021	1091,9	1089,7	1086,1	1081,4	1082,7	1087,6	1087,8	1087,0	1088,6	1088,8	1092,8	1097,4
	2022	1110,8	1112,3	1114,6	1114,7	1114,0	1116,8	1119,1	1119,3	1119,4			
previous month=100	2021	99,8	99,8	99,7	99,6	100,1	100,5	100,0	99,9	100,1	100,0	100,4	100,4
	2022	101,2	100,1	100,2	100,0	99,9	100,3	100,2	100,0	100,0			
corresponding month of previous year =100	2021	99,3	99,2	99,3	101,1	102,0	101,5	101,0	100,4	100,2	100,0	100,1	100,3
	2022	101,7	102,1	102,6	103,1	102,9	102,7	102,9	103,0	102,8			
Average monthly gross wages and salaries in the enterprises sector ^a (in PLN)	2021	6948,56	6854,54	7621,58	7305,26	6949,29	7051,09	7121,16	7046,23	7106,83	7395,46	7249,21	8058,27
	2022	7520,61	7632,80	8494,89	8219,68	7822,93	7793,16	8104,99	8027,64	7967,63			
previous month=100	2021	98,5	98,6	111,2	95,8	95,1	101,5	101,0	98,9	100,9	104,1	98,0	111,2
	2022	93,3	101,5	111,3	96,8	95,2	99,6	104,0	99,0	99,3			
corresponding month of previous year =100	2021	104,2	103,1	105,6	108,1	107,5	108,4	107,5	107,7	108,4	107,3	109,7	114,2
	2022	108,2	111,4	111,5	112,5	112,6	110,5	113,8	113,9	112,1			
Dwellings completed (since the beginning of the year)	2021	1901	3341	4271	5583	6604	7624	8922	10391	12573	13683	16492	18528
	2022	696	1387	2392	4125	4953	5326	6978	8276	9846			
corresponding period of previous year =100	2021	199,3	128,1	104,7	98,5	92,6	85,1	72,6	76,3	74,4	72,8	78,6	78,7
	2022	36,6	41,5	56,0	73,9	75,0	69,9	78,2	79,6	78,3			
Sold production of industry ^a (at constant prices):													
corresponding month of previous year =100	2021	99,0	105,3	107,1	111,0	106,8	102,5	101,8	105,5	103,9	118,6	126,4	136,9
	2022	144,5	136,0	159,3	129,9	117,9	114,4	116,1	112,6	113,1			

a In enterprises employing more than 9 persons.

Table 1. Selected data on Warszawa (cont.)

SPECIFICATION		01	02	03	04	05	06	07	08	09	10	11	12
Construction and assembly production ^a (at current prices):													
previous month=100	2021	39,2	111,1	135,4	100,0	113,9	108,7	92,8	107,8	110,8	105,0	106,1	105,9
	2022	49,7	116,4	127,6	100,8	113,5	97,6	101,3	100,5	107,0			
corresponding month of previous year =100	2021	88,7	77,7	92,2	98,9	104,9	106,1	107,4	113,4	110,9	120,3	118,9	95,6
	2022	121,2	126,9	119,6	120,5	120,0	107,8	117,6	109,7	105,9			
Retail sales of goods ^a (at current prices):													
previous month=100	2021	65,8	110,5	112,6	83,9	129,1	103,4	100,7	98,0	98,8	103,2	105,6	119,0
	2022	70,7	97,9	122,2	103,8	99,5	101,3	99,0	101,4	100,1			
corresponding month of previous year =100	2021	87,8	102,1	128,5	125,2	123,3	115,2	111,4	110,8	112,7	113,8	124,2	116,1
	2022	124,8	110,6	120,0	148,4	114,3	111,9	110,0	113,9	115,3			
Turnover profitability rate in enterprises ^b :													
gross (in %)	2021	.	.	8,1	.	.	7,2	.	.	7,6	.	.	7,0
	2022	.	.	6,0	.	.	5,7	.	.	.			
net (in %)	2021	.	.	6,7	.	.	6,0	.	.	6,2	.	.	5,8
	2022	.	.	4,8	.	.	4,6	.	.	.			
Entities of the national economy ^c (as of end of the period)	2021	476394	478277	480193	482039	484281	486377	488319	490226	492737	495082	496992	499070
	2022	500858	502901	504940	506404	508636	510850	512925	515376	518209			
of which commercial companies	2021	145941	146684	147485	148449	149587	150557	151301	152251	153386	154783	155817	157181
	2022	158237	159321	160562	161339	161998	162713	163631	164572	165452			
of which with foreign capital participation	2021	28207	28296	28380	28516	28666	28791	28897	29135	29326	29561	29719	29973
	2022	30079	30215	30298	30435	30601	30810	31052	31193	31371			

a In enterprises employing more than 9 persons. b In which the number of employees exceeds 49, excluding enterprises of agriculture, forestry and fishing as well as financial and insurance activities; the data are published cumulatively. c In the REGON register, excluding persons tending private farms in agriculture.

Note. The following symbols were used in the table: (.)data not available, classified data (statistical confidentiality) or providing data impossible or purposeless, sign * data were changed in relation to the previously published.

Prepared by:
Statistical Office in Warszawa
Director Zofia Kozłowska
Tel.: (+48 22) 464 23 15

Issued by:
Statistical Information Centre
Marcin Kałuski
Tel.: (+48 22) 464 20 91

Press office

Tel.: (+48 22) 464 20 91

e-mail: m.kaluski@stat.gov.pl

-  warszawa.stat.gov.pl/en/
-  [@Warszawa_STAT](https://twitter.com/Warszawa_STAT)
-  [@UrzadStatystycznywWarszawie](https://www.facebook.com/@UrzadStatystycznywWarszawie)
-  [gus_stat](https://www.instagram.com/gus_stat)
-  [glownyurządstatystycznygus](https://www.youtube.com/glownyurządstatystycznygus)
-  [glownyurządstatystyczny](https://www.linkedin.com/glownyurządstatystyczny)

Related information

[Communication and Announcements](#)

Data available in databases

[Local Data Bank → Labour market](#)

Terms used in official statistics

[Registered unemployed persons](#)

[Registered unemployment rate](#)

[Average paid employment](#)

[Average monthly gross wages and salaries](#)

[Dwellings completed](#)

[Gross turnover profitability indicator](#)

[Net turnover profitability indicator](#)

