

Statistics of Warszawa No. 7/2022

29 August 2022

↑ 117.6

Dynamics of construction and
assembly production y/y

In July 2022, there was an increase in the average employment and a decrease in the number of unemployed persons compared to the corresponding period of previous year. Both sold production of industry and construction and assembly production were higher than a year earlier. There was an increase both in retail sales and wholesale compared to July last year. July this year was also characterised by a higher, than in the previous year, number of dwellings completed and permits issued and a lower number of dwellings in which construction has begun.

Average employment

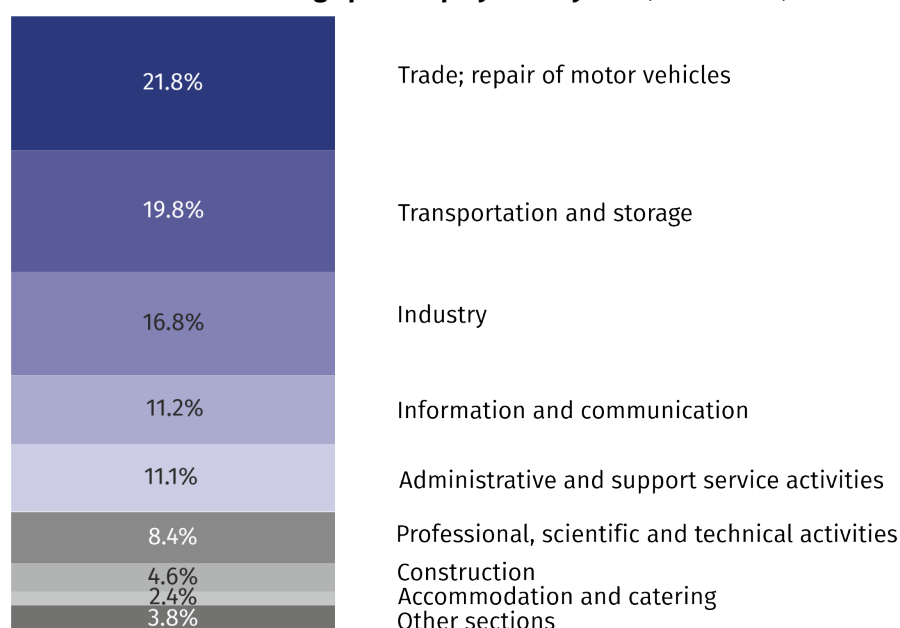
Average paid employment in the enterprise sector in July 2022 amounted to 1119.1 thousand persons and was by 2.3 thousand persons, i.e. by 0.2% higher than in June 2022, and by 31.2 thousand persons, i.e. by 2.9% higher than in July 2021.

Compared to June 2022, an increase in the average employment was recorded in the following sections: accommodation and catering (by 3.1%), professional, scientific and technical activities (by 0.8%), transportation and storage (by 0.5%), information and communication (by 0.4%), trade; repair of motor vehicles and industry (by 0.3% each).

Whereas a decrease in the average employment was recorded in the section: administrative and support service activities (by 1.6%), construction (by 0.3%), real estate activities (by 0.2%).

Average paid employment in the enterprise sector in July 2022 was by 2.9% higher than a year before

Chart 1. Structure of average paid employment by PKD (NACE Rev.2) sections in July 2022



As compared to July 2021, an increase in the average employment was recorded in the sections: professional, scientific and technical activities (by 10.1%), accommodation and catering (by 9.4%), information and communication (by 9.0%), trade; repair of motor vehicles, (by 3.4%), construction (by 0.9%), Industry (by 0.8%), transportation and storage (by 0.1%).

A decrease in the average employment was recorded in the section of administrative and support service activities (by 1.4%) and real estate activities (by 1.1%).

Registered unemployment

At the end of July 2022, the number of registered unemployed persons amounted to 23418 and was by 248 persons, i.e. by 1.0% smaller than at the end of June 2022 and by 2776 persons, i.e. by 10.6% smaller than in the corresponding period of 2021.

The number of registered unemployed women amounted to 12161, which accounted for 51.9% of the total unemployed (51.6% a month and 48.8% a year before) and 19.3% of unemployed women in Mazowieckie Voivodship. As compared to June 2022, the number of unemployed women decreased by 41 persons, i.e. by 0.3% and compared to July 2021 decreased by 626 persons, i.e. by 4.9%.

The registered unemployment rate amounted to 1.7% (as in the previous month and 1.9% in the previous year), the average in Mazowieckie Voivodship was 4.2% (4.3% a month before, and 4.9% a year before), while the national average was 4.9% (as a month before and 5.9% a year before).

In July 2022, there were 2702 unemployed persons registered in labour offices (2518 in June 2022, and 2196 in July 2021). Registered unemployed persons accounted for 20.5% of the total registered unemployed in the Voivodship.

The number of persons registering for the first time amounted to 989 (a month before 1083), which accounted for 36.6% of the total unemployed who registered in July 2022 and 27.4% of persons registering for the first time in the Voivodship. The share of persons terminated due to company reasons among unemployed persons registered in July 2022 amounted to 1.6% (3.4% in Mazowieckie Voivodship), 1.4% a month before and 3.5% a year before.

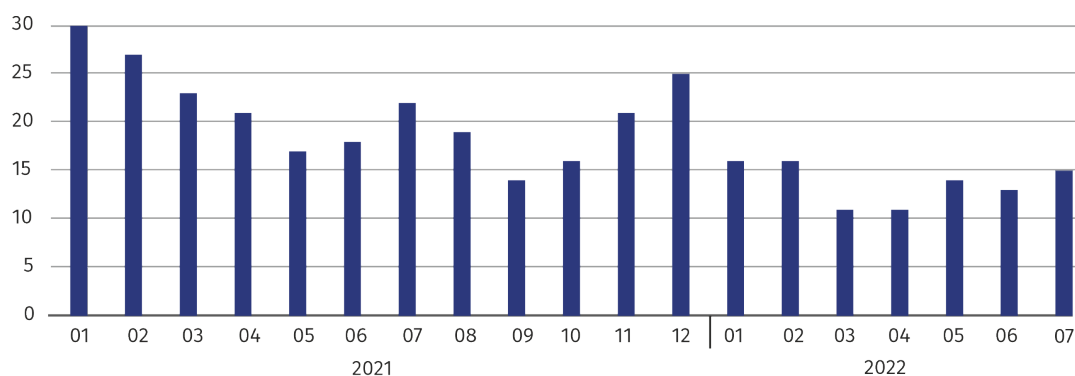
In July 2022, 2950 persons were removed from unemployment rolls (2937 in June 2022, and 2388 in July 2021), which accounted for 20.8% of unemployed persons removed from unemployment rolls in Mazowieckie Voivodship. Out of the unemployed removed from unemployment rolls, 1281 persons took up work. Moreover, 798 persons lost their status of the unemployed as a result of not confirming their readiness to take up work. The reason for removing from the register was also starting training or traineeship, acquisition of retirement rights of pre-retirement benefit, acquisition of pension rights, voluntarily gave up the status of the unemployed and other.

There were 21159 persons who were not entitled to the unemployment benefit, i.e. 90.4% of the total unemployed (22612 persons a year before, i.e. 86.3%). Whereas 2259 unemployed persons were entitled to the unemployment benefit.

At the end of July 2022, the number of registered unemployed persons was by 10.6% smaller than in the previous year, and the unemployment rate was by 0.2 pp lower

In July 2022, the share of the unemployed who were not entitled to the unemployment benefit was 4.1 pp higher than the year before

Chart 2. Number of unemployed persons per job offer (as of end of month)



In July 2022, there were 2904 job offers submitted to labour offices, which accounted for 22.5% of job offers in Mazowieckie Voivodship and at the end this month the labour offices

In July 2022, there were 7.1% less job offers than a year before

had job offers for 1514 persons. At the end of July 2022 there were 15 persons per one job offer (13 a month before and 22 a year before), in Mazowieckie Voivodship 16 persons (13 in the previous month and 16 in the previous year) registered as unemployed.

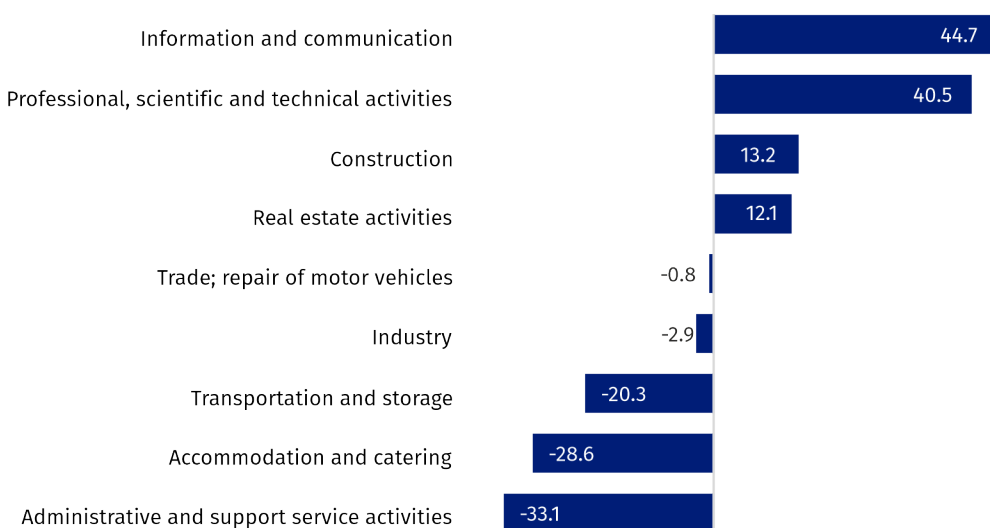
Wages and salaries

The average monthly gross wages and salaries in the enterprise sector in July 2022 amounted to PLN 8104.99 and were by 4.0% higher as compared to the previous month and by 13.8% higher than in the corresponding period of 2021.

Compared to June 2022, the decrease in the average gross wages and salaries was recorded in the following sections: accommodation and catering (by 6.4%), information and communication (by 5.8%), professional, scientific and technical activities (by 5.7%), transportation and storage (by 5.4%), administrative and support service activities (by 5.1%), construction (by 4.1%), real estate activities (by 2.1%), trade; repair of motor vehicles and industry (by 1.2% each).

Average monthly gross wages and salaries in the enterprise sector in July 2022 amounted to PLN 8104.99 and was by 13.8% higher than in July 2021

Chart 3. Relative deviations (in %) of monthly gross wages and salaries in selected sections from average wages and salaries in enterprise sector in July 2022



Compared to July 2021, an increase in the average gross wages and salaries was recorded in the sections: transportation and storage (by 19.6%), construction (by 18.7%), professional, scientific and technical activities (by 17.5%), accommodation and catering (by 12.8%), industry (by 11.6%), real estate activities (by 10.9%), information and communication (by 9.9%), administrative and support service activities (by 9.8%), trade; repair of motor vehicles (by 9.3%).

Industry

Sold production of industry in July 2022 amounted (at current prices) to PLN 18335.2 million and was (at constant prices) larger as compared to the corresponding period of 2021 by 16.1%. As compared to July 2021, an increase by 6.8% was recorded in sold production in manufacturing.

Sold production in manufacturing (at constant prices) in July 2022 was by 6.8% larger than a year before

In the period January–July 2022, sold production of industry amounted to PLN 144176.9 million (in current prices) and was (in constant prices) higher by 23.8% than that achieved in the corresponding period of 2021. In manufacturing, an increase in production by 8.7% was recorded.

Among divisions included in manufacturing, the sales increase was recorded, among others, in: manufacture of coke and petrol products (by 64.8%), manufacture of pharmaceutical products (by 41.7%), repair and installation of machinery and equipment (by 34.4%), products of wood, cork, straw and wicker (by 31.7%), manufacture of chemicals and chemical products (by 23.4%), manufacture of rubber and plastic products (by 19.5%), manufacture of furniture (by 16.7%), manufacture of beverages (by 15.1%), manufacture of food products (by 10.9%), manufacture of textiles (by 10.6%).

The decrease was recorded, among others, in: manufacture of metal products (by 26.0%), manufacture of computers, electronic and optical products (by 9.5%), manufacture of paper and paper products (by 8.8%), manufacture of metals (by 8.3%), manufacture of wearing apparel (by 7.0%).

Labour productivity in industry measured by production per employed person, in January–July 2022 amounted to PLN 766.3 thousand (at current prices) and was – at constant prices – by 23.0% higher than in the previous year.

Construction

Sold production of construction in July 2022 amounted (at current prices) to PLN 5317.8 million and compared to June 2022 was higher by 0.3%, and compared to the corresponding period of the previous year it increased by 22.5%.

In the period of January–July 2022, sold production of construction reached the value of PLN 37283.7 million, i.e. 25.9% larger than in the corresponding period of 2021.

Construction and assembly production in July 2022 amounted to PLN 1194.3 million (at current prices) and accounted for 22.5% of sold production of construction. Compared to the previous month, construction and assembly production increased by 1.3%, and compared to July 2021 it was higher by 17.6%.

In the period January–July 2022, construction and assembly production amounted to PLN 7647.0 million and accounted for 20.5% of sold construction production (22.1% the year before). Compared to the corresponding period of the previous year, construction and assembly production was higher by 16.9%.

The increase in production in relation to the corresponding period of 2021 occurred in units dealing with construction of buildings (by 32.8%), civil engineering (by 18.1%), and specialised construction activities (by 0.2%).

Labour productivity measured by production per employed person in construction in July 2022 amounted to PLN 103.2 thousand and was by 0.6% higher than a month before and by 21.4% higher than in July 2021.

Trade

Retail sales in trade and non-trade enterprises in July 2022 (at current prices) were by 1.0% smaller than in June 2022 and by 10.0% higher compared to July 2021.

Compared to June 2022 there was a decrease in the sales of motor vehicles, motorcycles, parts (by 10.1%), other retail sales in non-specialized stores (by 10.0%), retail sales conducted by mail order houses (by 8.8%), sales of textiles, clothing and footwear (by 8.4%), sales of pharmaceuticals, cosmetics, orthopedic equipment (by 2.1%).

Whereas there was an increase in the sales of food, beverages and tobacco (by 3.0%), sales of press, books, other sales in specialized stores (by 1.9%), sales of furniture, radio, TV and household appliances (by 0.7%), sales of solid, liquid and gas fuels (by 0.4%).

Compared to July 2021, there was an increase in, among others: sales of solid, liquid and gas fuels (by 33.5%), sales of textiles, clothing and footwear (by 24.6%), sales of food, beverages and tobacco (by 19.6%), sales of pharmaceuticals, cosmetics, orthopedic equipment (by 18.7%), other retail sales conducted by mail order houses (by 14.1%), other retail sales in non-specialized stores (by 10.6%).

Whereas there was a decrease in the sales of motor vehicles, motorcycles, parts (by 18.5%), sales of furniture, radio, TV and household appliances (by 0.8%).

In the period January–July 2022, compared to the corresponding period of 2021, retail sales increased by 18.4%.

Construction and assembly production (at constant prices) in July 2022 was by 17.6% larger than a year before

Retail sales (at current prices) in trade and non-trade enterprises in July 2022 were by 10.0% larger than in July 2021

Wholesale in trade enterprises in July 2022 (at current prices) was by 5.5% smaller as compared to the previous month and by 21.9% higher as compared to July 2021, and in wholesale enterprises it was lower by 5.0% and higher by 24.2%, respectively.

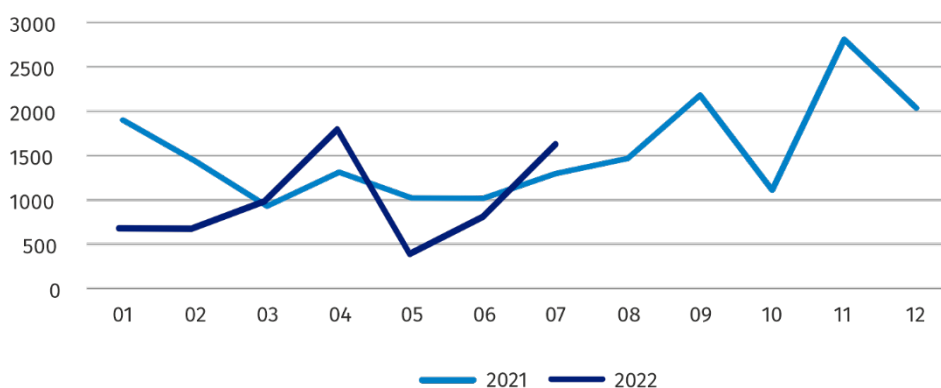
In the period of January-July 2022, trade enterprises realised wholesale sales by 23.4% higher than in the previous year, while wholesale enterprises by 30.0% higher.

Housing construction¹

According to preliminary data, 1652 dwellings were completed in Warszawa in July 2022, i.e. by 27.3% more than in the corresponding period of 2021.

In the period of January-July 2022, 7101 dwellings were completed (by 20.4% less than in the corresponding period of 2021), and in Mazowieckie Voivodship, 22028 dwellings, i.e. by 0.9% less than in the period of January-July 2021. A decrease in the number of completed dwellings was recorded in construction for sale or rent from 8361 to 6318, i.e. by 24.4% less, in private construction from 405 to 398, i.e. by 1.7% less. In addition, in the period of January-July 2022, 385 apartments in cooperative housing were completed.

Chart 4. Dwellings completed



In July 2022, the construction began in 829 dwellings, i.e. by 58.3% less than in July 2021.

In January-July 2022, the construction began in 8687 dwellings (by 13.4% less than in the corresponding period of 2021), of which: 8234 in construction for sale or rent, 302 in private construction, 120 in cooperative construction, 31 in company construction.

The number of dwellings for which permits have been granted or which have been registered with a construction project in July 2022 amounted to 2033 and was by 14.2% higher than in the previous year.

In the period of January-July 2022, the number of dwellings for which permits have been granted or which have been registered with a construction project amounted to 14326 (45.9% more than in the corresponding period of 2021), including 350 dwellings built by private investors.

The average useful floor area of a dwelling completed in January-July 2022, amounted to 62.7 m² and decreased compared to the corresponding period of 2021 by 4.4 m². In private construction, the average useful floor area of dwellings amounted to 168.4 m² (by 20.3 m² fewer than in the corresponding period of 2021), in cooperative construction – 58.4 m², in construction for sale or rent – 56.3 m² (by 5.4 m² fewer).

Wholesale (at current prices) in trade enterprises was by 21.9% higher than a year before

In January-July 2022, the construction began in 8687 dwellings, i.e. by 13.4% less than in the corresponding period of the previous year

¹ Reporting data – may change after preparing quarterly reports.

Entities of the national economy²

At the end of July 2022, there were 512925 entities of the national economy registered in the REGON register in Warszawa, which accounted for 54.0% of the total in Mazowieckie Voivodship. Compared with June 2022, the number of entities of the national economy increased by 2075 (i.e. by 0.4%), and compared to July 2021 by 24606 (i.e. by 5.0%).

As of the end of July 2021, there were 233044 legal persons and organisational units without legal personality registered in the REGON register, of which 163631 commercial companies. The number of these entities increased compared to the previous month by 0.4% and 0.6%, whereas on an annual basis by 6.2% and 8.1%, respectively.

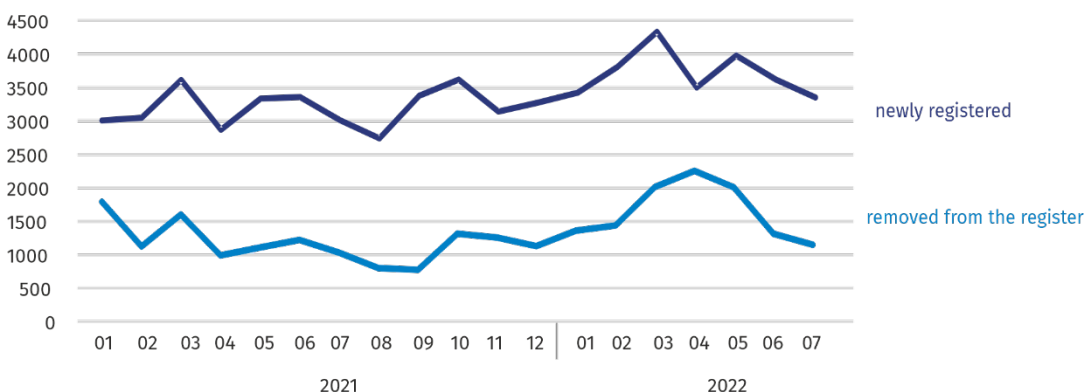
The number of registered natural persons conducting economic activity as of the end of July 2022 amounted to 279881 and compared to June 2022 it was higher by 0.4%, and compared to the corresponding period of the previous year increased by 4.1%.

In the capital city, in July 2022 the most numerous were entities dealing with professional, scientific and technical activities (19.4% of total registered units), trade; repair of motor vehicles, (17.7%), as well as information and communication (11.4%).

Compared to June 2022, the number of entities increased, among others, in the sections: electricity, gas, steam and air conditioning supply (by 1.7%), information and communication (by 1.1%), construction and other service activities (by 0.5% each).

In comparison with July 2021, the largest increase was recorded in the sections: electricity, gas, steam and air conditioning supply (by 18.7%), information and communication (by 15.0%).

Chart 5. Entities newly registered and removed from the register



In July 2022, 3371 new entities were entered into the REGON register, i.e. by 7.4% less than in the previous month. The newly registered entities were dominated by natural persons conducting economic activity – 2035 (by 9.8% less than in June 2022). The number of newly registered commercial companies was larger than in the previous month by 3.4%, including limited liability companies – larger by 2.8%.

In July 2022, 1147 entities were removed from the REGON register (compared to 1314 in the previous month), including 816 natural persons conducting economic activity (by 1.7% less).

As of the end of July 2022, 55567 entities had suspended activity in the REGON register (by 2.4% more than a month before). The vast majority were natural persons conducting economic activity (85.8%).

At the end of July 2022, the most numerous group of entities by kind of conducted activity represented units dealing with professional, scientific and technical activities

In July 2022, the number of newly registered entities was 7.4% smaller than a month earlier, and the number of suspended activities increased by 2.4%

² Applies to legal persons, organizational units without legal personality and natural persons conducting economic activity (excluding natural persons tending private farms in agriculture).

In the case of quoting data from Statistics Poland, please provide information: "Source of data – Statistics Poland", and in the case of publishing calculations made on data published by Statistics Poland, please provide information: "Own study based on Statistics Poland data".

Table 1. Selected data on Warszawa

SPECIFICATIN		01	02	03	04	05	06	07	08	09	10	11	12
Registered unemployment (in thousands; as of end of the period)	2021	25,0	25,9	26,5	26,8	26,8	26,4	26,2	26,1	25,7	25,1	24,6	24,1
	2022	24,1	24,1	24,0	24,3	24,1	23,7	23,4					
Unemployment rate (in %; as of end of the period)	2021	1,9	1,9	2,0	2,0	2,0	2,0	1,9	1,9	1,9	1,9	1,8	1,8
	2022	1,8	1,8	1,8	1,8	1,8	1,7	1,7					
Job offers (during the month)	2021	2680	2419	2830	2977	3342	3066	3125	3197	3762	4352	3225	3196
	2022	3679	3791	4604	3729	3057	3249	2904					
Number of unemployed persons per job offer (as of end of the period)	2021	30	27	23	21	17	18	22	19	14	16	21	25
	2022	16	16	11	11	14	13	15					
Average employment in the enterprise sector ^a (in thousands persons)	2021	1091,9	1089,7	1086,1	1081,4	1082,7	1087,6	1087,8	1087,0	1088,6	1088,8	1092,8	1097,4
	2022	1110,8	1112,3	1114,6	1114,7	1114,0	1116,8	1119,1					
previous month=100	2021	99,8	99,8	99,7	99,6	100,1	100,5	100,0	99,9	100,1	100,0	100,4	100,4
	2022	101,2	100,1	100,2	100,0	99,9	100,3	100,2					
corresponding month of previous year =100	2021	99,3	99,2	99,3	101,1	102,0	101,5	101,0	100,4	100,2	100,0	100,1	100,3
	2022	101,7	102,1	102,6	103,1	102,9	102,7	102,9					
Average monthly gross wages and salaries in the enterprises sector ^a (in PLN)	2021	6948,56	6854,54	7621,58	7305,26	6949,29	7051,09	7121,16	7046,23	7106,83	7395,46	7249,21	8058,27
	2022	7520,61	7632,80	8494,89	8219,68	7822,93	7793,16	8104,99					
previous month=100	2021	98,5	98,6	111,2	95,8	95,1	101,5	101,0	98,9	100,9	104,1	98,0	111,2
	2022	93,3	101,5	111,3	96,8	95,2	99,6	104,0					
corresponding month of previous year =100	2021	104,2	103,1	105,6	108,1	107,5	108,4	107,5	107,7	108,4	107,3	109,7	114,2
	2022	108,2	111,4	111,5	112,5	112,6	110,5	113,8					
Dwellings completed (since the beginning of the year)	2021	1901	3341	4271	5583	6604	7624	8922	10391	12573	13683	16492	18528
	2022	696	1387	2392	4213	4620	5449	7101					
corresponding period of previous year =100	2021	199,3	128,1	104,7	98,5	92,6	85,1	72,6	76,3	74,4	72,8	78,6	78,7
	2022	36,6	41,5	56,0	75,5	70,0	71,5	79,6					
Sold production of industry ^a (at constant prices):													
corresponding month of previous year =100	2021	99,0	105,3	107,1	111,0	106,8	102,5	101,8	105,5	103,9	118,6	126,4	136,9
	2022	144,5	136,0	159,3	129,9	117,9	114,4	116,1					

^a In enterprises employing more than 9 persons.

Table 1. Selected data on Warszawa (cont.)

SPECIFICATION		01	02	03	04	05	06	07	08	09	10	11	12
Construction and assembly production ^a (at current prices):													
previous month=100	2021	39,2	111,1	135,4	100,0	113,9	108,7	92,8	107,8	110,8	105,0	106,1	105,9
	2022	49,7	116,4	127,6	100,8	113,5	97,6	101,3					
corresponding month of previous year =100	2021	88,7	77,7	92,2	98,9	104,9	106,1	107,4	113,4	110,9	120,3	118,9	95,6
	2022	121,2	126,9	119,6	120,5	120,0	107,8	117,6					
Retail sales of goods ^a (at current prices):													
previous month=100	2021	65,8	110,5	112,6	83,9	129,1	103,4	100,7	98,0	98,8	103,2	105,6	119,0
	2022	70,7	97,9	122,2	103,8	99,5	101,3	99,0					
corresponding month of previous year =100	2021	87,8	102,1	128,5	125,2	123,3	115,2	111,4	110,8	112,7	113,8	124,2	116,1
	2022	124,8	110,6	120,0	148,4	114,3	111,9	110,0					
Turnover profitability rate in enterprises ^b :													
gross (in %)	2021	.	.	8,1	.	.	7,2	.	.	7,6	.	.	7,0
	2022	.	.	6,0	.	.	5,7	.					
net (in %)	2021	.	.	6,7	.	.	6,0	.	.	6,2	.	.	5,8
	2022	.	.	4,8	.	.	4,6	.					
Entities of the national economy ^c (as of end of the period)	2021	476394	478277	480193	482039	484281	486377	488319	490226	492737	495082	496992	499070
	2022	500858	502901	504940	506404	508636	510850	512925					
of which commercial companies	2021	145941	146684	147485	148449	149587	150557	151301	152251	153386	154783	155817	157181
	2022	158237	159321	160562	161339	161998	162713	163631					
of which with foreign capital participation	2021	28207	28296	28380	28516	28666	28791	28897	29135	29326	29561	29719	29973
	2022	30079	30215	30298	30435	30601	30810	31052					

a In enterprises employing more than 9 persons. b In which the number of employees exceeds 49, excluding enterprises of agriculture, forestry and fishing as well as financial and insurance activities; the data are published cumulatively. c In the REGON register, excluding persons tending private farms in agriculture.

Note. The following symbols were used in the table: (.)data not available, classified data (statistical confidentiality) or providing data impossible or purposeless, sign * data were changed in relation to the previously published.

Prepared by:
Statistical Office in Warszawa
Director Zofia Kozłowska
Tel.: (+48 22) 464 23 15

Issued by:
Statistical Information Centre
Marcin Kałuski
Tel.: (+48 22) 464 20 91

Press office

Tel.: (+48 22) 464 20 91

e-mail: m.kaluski@stat.gov.pl

-  warszawa.stat.gov.pl/en/
-  [@Warszawa_STAT](https://twitter.com/Warszawa_STAT)
-  [@UrzadStatystycznywWarszawie](https://www.facebook.com/@UrzadStatystycznywWarszawie)
-  [gus_stat](https://www.instagram.com/gus_stat)
-  [glownyurządstatystycznygus](https://www.youtube.com/glownyurządstatystycznygus)
-  [glownyurządstatystyczny](https://www.linkedin.com/company/glownyurządstatystyczny)

Related information

[Communication and Announcements](#)

Data available in databases

[Local Data Bank → Labour market](#)

Terms used in official statistics

[Registered unemployed persons](#)

[Registered unemployment rate](#)

[Average paid employment](#)

[Average monthly gross wages and salaries](#)

[Dwellings completed](#)

[Gross turnover profitability indicator](#)

[Net turnover profitability indicator](#)

Evaluate
the study

