

Statistics of Warszawa No. 8/2022

28 September 2022

↑ 113.9

Dynamics of retail sales of
goods y/y

In August 2022, there was an increase in the average employment and a decrease in the number of unemployed persons compared to the corresponding period of previous year. Both sold production of industry and construction and assembly production were higher than a year earlier. There was an increase both in retail sales and wholesale compared to August last year. August this year was also characterised by a lower, than in the previous year, number of dwellings completed, permits issued and dwellings in which construction has begun.

Average employment

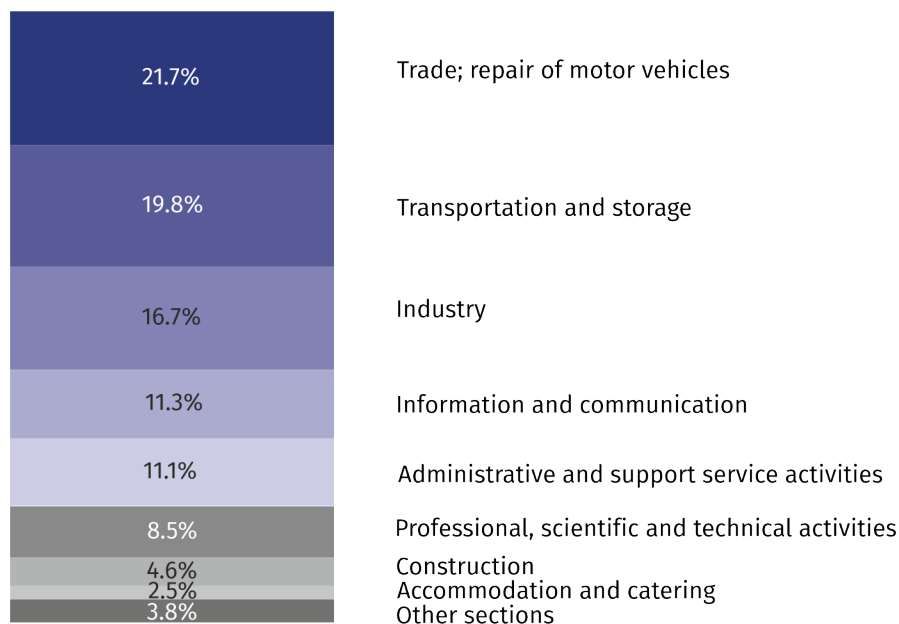
Average paid employment in the enterprise sector in August 2022 amounted to 1119.3 thousand persons and was similar to July 2022, and by 32.4 thousand persons, i.e. by 3.0% higher than in August 2021.

Compared to July 2022, an increase in the average employment was recorded in the following sections: accommodation and catering (by 0.8%), professional, scientific and technical activities and accommodation and catering (by 0.6% each), construction (by 0.5%), real estate activities (by 0.3%), information and communication (by 0.2%).

Whereas a decrease in the average employment was recorded in the section: industry (by 0.5%), transportation and storage (by 0.3%), trade; repair of motor vehicles (by 0.2%).

Average paid employment in the enterprise sector in August 2022 was by 3.0% higher than a year before

Chart 1. Structure of average paid employment by PKD (NACE Rev.2) sections in August 2022



As compared to August 2021, an increase in the average employment was recorded in the sections: professional, scientific and technical activities (by 10.3%), accommodation and catering (by 9.0%), information and communication (by 8.9%), trade; repair of motor vehicles, (by 3.0%), construction (by 1.5%), Industry (by 0.5%), administrative and support service activities as well as transportation and storage (by 0.2% each).

A decrease in the average employment was recorded in the section of real estate activities (by 1.0%).

Registered unemployment

At the end of August 2022, the number of registered unemployed persons amounted to 22752 and was by 666 persons, i.e. by 2.8% smaller than at the end of July 2022 and by 3299 persons, i.e. by 12.7% smaller than in the corresponding period of 2021.

The number of registered unemployed women amounted to 11688, which accounted for 51.4% of the total unemployed (51.9% a month and 48.8% a year before) and 18.6% of unemployed women in Mazowieckie Voivodship. As compared to July 2022, the number of unemployed women decreased by 473 persons, i.e. by 3.9% and compared to August 2021 decreased by 1032 persons, i.e. by 8.1%.

The registered unemployment rate amounted to 1.7% (as in the previous month and 1.9% in the previous year), the average in Mazowieckie Voivodship was 4.2% (as a month before, and 4.9% a year before), while the national average was 4.8% (4.9% a month before and 5.8% a year before).

In August 2022, there were 2347 unemployed persons registered in labour offices (2702 in July 2022, and 1918 in August 2021). Registered unemployed persons accounted for 17.7% of the total registered unemployed in the Voivodship.

The number of persons registering for the first time amounted to 988 (a month before 989), which accounted for 42.1% of the total unemployed who registered in August 2022 and 26.9% of persons registering for the first time in the Voivodship. The share of persons terminated due to company reasons among unemployed persons registered in August 2022 amounted to 1.4% (3.3% in Mazowieckie Voivodship), 1.6% a month before and 2.8% a year before.

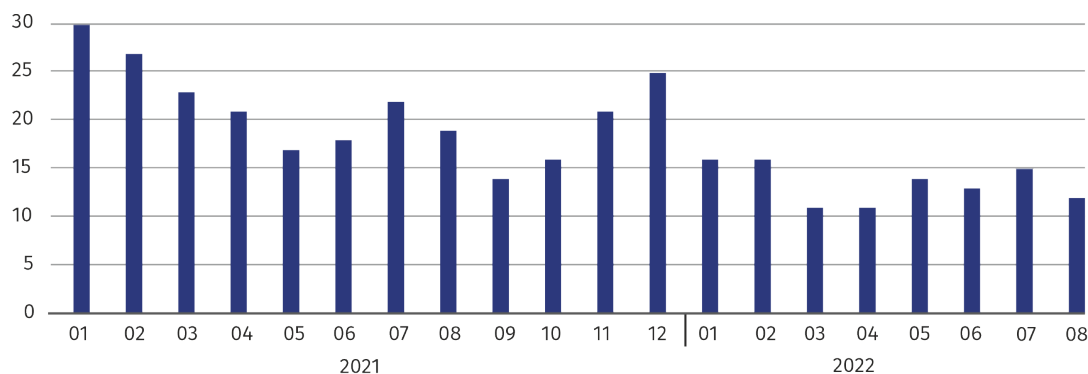
In August 2022, 3013 persons were removed from unemployment rolls (2950 in July 2022, and 2061 in August 2021), which accounted for 21.5% of unemployed persons removed from unemployment rolls in Mazowieckie Voivodship. Out of the unemployed removed from unemployment rolls, 1133 persons took up work. Moreover, 1089 persons lost their status of the unemployed as a result of not confirming their readiness to take up work. The reason for removing from the register was also starting training or traineeship, acquisition of retirement rights of pre-retirement benefit, acquisition of pension rights, voluntarily gave up the status of the unemployed and other.

There were 20438 persons who were not entitled to the unemployment benefit, i.e. 90.4% of the total unemployed (22685 persons a year before, i.e. 87.1%). Whereas 2314 unemployed persons were entitled to the unemployment benefit.

At the end of August 2022, the number of registered unemployed persons was by 12.7% smaller than in the previous year, and the unemployment rate was by 0.2 pp lower

In August 2022, the share of the unemployed who were not entitled to the unemployment benefit was 2.7 pp higher than the year before

Chart 2. Number of unemployed persons per job offer (as of end of month)



In August 2022, there were 3596 job offers submitted to labour offices, which accounted for 23.5% of job offers in Mazowieckie Voivodship and at the end this month the labour offices had job offers for 1869 persons. At the end of August 2022 there were 12 persons per one job

In August 2022, there were 12.5% more job offers than a year before

offer (15 a month before and 19 a year before), in Mazowieckie Voivodship 13 persons (16 a month and a year before) registered as unemployed.

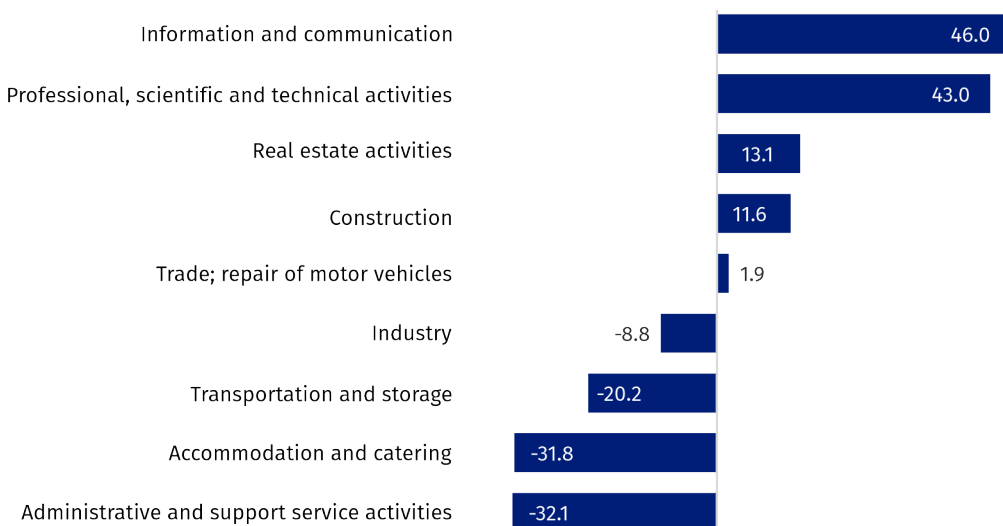
Wages and salaries

The average monthly gross wages and salaries in the enterprise sector in August 2022 amounted to PLN 8027.64 and were by 1.0% higher as compared to the previous month and by 13.9% higher than in the corresponding period of 2021.

Compared to July 2022, the decrease in the average gross wages and salaries was recorded in the following sections: industry (by 7.0%), accommodation and catering (by 5.4%), construction (by 2.4%), transportation and storage (by 0.8%), information and communication and real estate activities (by 0.1% each).

On the other hand, the increase in the average gross wages and salaries was recorded in the following sections: trade; repair of motor vehicles (by 1.8%), professional, scientific and technical activities (by 0.8%), administration and support service activities (by 0.5%).

Chart 3. Relative deviations (in %) of monthly gross wages and salaries in selected sections from average wages and salaries in enterprise sector in August 2022



Compared to August 2021, an increase in the average gross wages and salaries was recorded in the sections: professional, scientific and technical activities (by 17.4%), construction (by 17.0%) real estate activities (by 16.7%), transportation and storage (by 16.2%), trade; repair of motor vehicles (by 15.2%), administrative and support service activities (by 12.1%), information and communication (by 9.2%), industry (by 8.5%), accommodation and catering (by 7.0%).

Industry

Sold production of industry in August 2022 amounted (at current prices) to PLN 18951.4 million and was (at constant prices) larger as compared to the corresponding period of 2021 by 12.6%. As compared to August 2021, an increase by 6.6% was recorded in sold production in manufacturing.

In the period January–August 2022, sold production of industry amounted to PLN 162648.8 million (in current prices) and was (in constant prices) higher by 21.1% than that achieved in the corresponding period of 2021. In manufacturing, an increase in production by 8.4% was recorded.

Among divisions included in manufacturing, the sales increase was recorded, among others, in: manufacture of coke and petrol products (by 56.8%), manufacture of pharmaceutical products (by 38.1%), repair and installation of machinery and equipment (by 34.4%), products of wood, cork, straw and wicker (by 27.7%), manufacture of chemicals and chemical

Average monthly gross wages and salaries in the enterprise sector in August 2022 amounted to PLN 8027.64 and was by 13.9% higher than in August 2021

Sold production in manufacturing (at constant prices) in August 2022 was by 6.6% larger than a year before

products (by 23.2%), manufacture of rubber and plastic products (by 19.3%), manufacture of beverages (by 13.3%).

The decrease was recorded, among others, in: manufacture of metal products (by 26.2%), manufacture of metals (by 11.0%), manufacture of paper and paper products (by 8.7%), manufacture of computers, electronic and optical products (by 7.5%), manufacture of wearing apparel (by 3.1%), other manufacturing (by 1.7%).

Labour productivity in industry measured by production per employed person, in January–August 2022 amounted to PLN 868.2 thousand (at current prices) and was – at constant prices – by 20.7% higher than in the previous year.

Construction

Sold production of construction in August 2022 amounted (at current prices) to PLN 5481.4 million and compared to July 2022 was higher by 3.1%, and compared to the corresponding period of the previous year it increased by 25.7%.

In the period of January–August 2022, sold production of construction reached the value of PLN 43147.0 million, i.e. 25.5% larger than in the corresponding period of 2021.

Construction and assembly production in August 2022 amounted to PLN 1200.4 million (at current prices) and accounted for 21.9% of sold production of construction. Compared to the previous month, construction and assembly production increased by 0.5%, and compared to August 2021 it was higher by 9.7%.

In the period January–August 2022, construction and assembly production amounted to PLN 8826.9 million and accounted for 20.5% of sold construction production (22.5% the year before). Compared to the corresponding period of the previous year, construction and assembly production was higher by 14.3%.

The increase in production in relation to the corresponding period of 2021 occurred in units dealing with construction of buildings (by 29.4%), civil engineering (by 14.0%), and specialised construction activities (by 1.7%).

Labour productivity measured by production per employed person in construction in August 2022 amounted to PLN 105.8 thousand and was by 2.5% higher than a month before and by 23.9% higher than in August 2021.

Trade

Retail sales in trade and non-trade enterprises in August 2022 (at current prices) were by 1.4% higher than in July 2022 and by 13.9% higher compared to August 2021.

Compared to July 2021, there was an increase in retail sales conducted by mail order houses (by 20.6%), other retail sales in non-specialized stores (by 6.9%), sales of pharmaceuticals, cosmetics, orthopedic equipment (by 3.1%), sales of furniture, radio, TV and household appliances (by 2.1%), other sales (by 1.5%), sales of textiles, clothing and footwear (by 0.5%),

Whereas there was a decrease in the sales of food, beverages and tobacco (by 3.0%), sales of press, books, other sales in specialized stores (by 1.8%), sales of motor vehicles, motorcycles, parts (by 1.5%).

Compared to August 2021, there was an increase in retail sales conducted by mail order houses (by 33.1%), sales of solid, liquid and gas fuels (by 27.2%), sales of food, beverages and tobacco (by 22.2%), sales of textiles, clothing and footwear (by 18.4%), other sales (by 14.7%), sales of pharmaceuticals, cosmetics, orthopedic equipment (by 10.7%), sales of furniture, radio, TV and household appliances (by 9.6%), other retail sales in non-specialized stores (by 7.1%), sales of press, books, other sales in specialized stores (by 2.6%).

Whereas there was a decrease in the sales of motor vehicles, motorcycles, parts (by 4.4%).

Construction and assembly production (at constant prices) in August 2022 was by 9.7% larger than a year before

Retail sales (at current prices) in trade and non-trade enterprises in August 2022 were by 13.9% larger than in August 2021

In the period January-August 2022, compared to the corresponding period of 2021, retail sales increased by 17.9%.

Wholesale in trade enterprises in August 2022 (at current prices) was by 3.9% larger as compared to the previous month and by 32.6% higher as compared to August 2021, and in wholesale enterprises it was higher by 6.7% and higher by 33.2%, respectively.

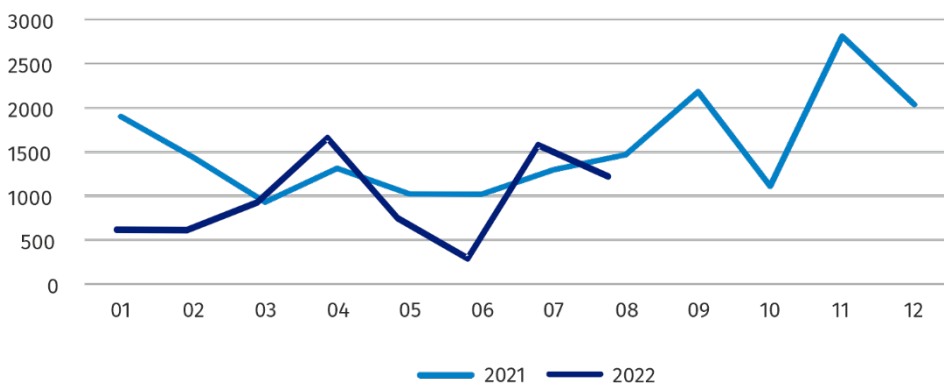
In the period of January-August 2022, trade enterprises realised wholesale sales by 24.9% higher than in the previous year, while wholesale enterprises by 30.8% higher.

Housing construction¹

According to preliminary data, 1298 dwellings were completed in Warszawa in August 2022, i.e. by 11.6% less than in the corresponding period of 2021.

In the period of January-August 2022, 8276 dwellings were completed (by 20.4% less than in the corresponding period of 2021), and in Mazowieckie Voivodship, 25549 dwellings, i.e. by 3 dwellings fewer than in the period of January-August 2021. A decrease in the number of completed dwellings was recorded in construction for sale or rent from 9775 to 7374, i.e. by 24.6% less. Whereas there was an increase in private construction from 460 to 517, i.e. by 12.4% more. In addition, in the period of January-August 2022, 385 apartments in cooperative housing were completed.

Chart 4. Dwellings completed



In August 2022, the construction began in 264 dwellings, i.e. by 91.8% less than in August 2021.

In January-August 2022, the construction began in 8951 dwellings (by 32.5% less than in the corresponding period of 2021), of which: 8451 in construction for sale or rent, 349 in private construction, 120 in cooperative construction, 31 in company construction.

The number of dwellings for which permits have been granted or which have been registered with a construction project in August 2022 amounted to 669 and was by 68.4% lower than in the previous year.

In the period of January-August 2022, the number of dwellings for which permits have been granted or which have been registered with a construction project amounted to 15141 (26.8% more than in the corresponding period of 2021), including 390 dwellings built by private investors.

The average useful floor area of a dwelling completed in January-August 2022, amounted to 64.5 m² and decreased compared to the corresponding period of 2021 by 2.2 m². In private construction, the average useful floor area of dwellings amounted to 173.9 m² (by 14.4 m² fewer than in the corresponding period of 2021), in cooperative construction — 58.4 m², in construction for sale or rent — 57.2 m² (by 4.2 m² fewer).

Wholesale (at current prices) in trade enterprises was by 32.6% higher than a year before

In January-August 2022, the construction began in 8951 dwellings, i.e. by 32.5% less than in the corresponding period of the previous year

¹ Reporting data – may change after preparing quarterly reports.

Entities of the national economy²

At the end of August 2022, there were 515376 entities of the national economy registered in the REGON register in Warszawa, which accounted for 54.1% of the total in Mazowieckie Voivodship. Compared with July 2022, the number of entities of the national economy increased by 2451 (i.e. by 0.5%), and compared to August 2021 by 25150 (i.e. by 5.1%).

As of the end of August 2021, there were 234096 legal persons and organisational units without legal personality registered in the REGON register, of which 164572 commercial companies. The number of these entities increased compared to the previous month by 0.5% and 0.6%, whereas on an annual basis by 6.2% and 8.1%, respectively.

The number of registered natural persons conducting economic activity as of the end of August 2022 amounted to 281280 and compared to July 2022 it was higher by 0.5%, and compared to the corresponding period of the previous year increased by 4.2%.

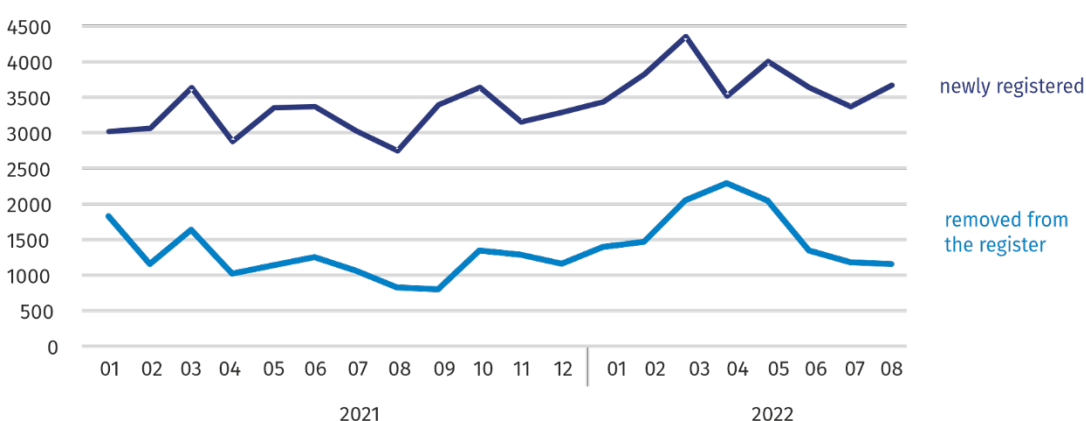
In the capital city, in August 2022 the most numerous were entities dealing with professional, scientific and technical activities (19.4% of total registered units), trade; repair of motor vehicles, including motorcycles (17.6%), as well as information and communication (11.5%).

Compared to June 2022, the number of entities increased, among others, in the sections: electricity, gas, steam and air conditioning supply (by 1.4%), information and communication (by 1.3%), mining and quarrying as well as education (by 0.8% each).

In comparison with August 2021, the largest increase was recorded in the sections: manufacturing (by 18.3%), accommodation and catering (by 18.4%), information and communication (by 15.5%), administrative and support service activities (by 7.0%), construction (by 6.5%).

At the end of August 2022, the most numerous group of entities by kind of conducted activity represented units dealing with professional, scientific and technical activities

Chart 5. Entities newly registered and removed from the register



² Applies to legal persons, organizational units without legal personality and natural persons conducting economic activity (excluding natural persons tending private farms in agriculture).

In August 2022, 3671 new entities were entered into the REGON register, i.e. by 8.9% more than in the previous month. The newly registered entities were dominated by natural persons conducting economic activity – 2347 (by 15.3% more than in July 2022). The number of newly registered commercial companies was smaller than in the previous month by 4.0%, including limited liability companies – smaller by 4.8%.

In August 2022, 1123 entities were removed from the REGON register (compared to 1147 in the previous month), including 838 natural persons conducting economic activity (by 2.7% more).

As of the end of August 2022, 56305 entities had suspended activity in the REGON register (by 1.3% more than a month before). The vast majority were natural persons conducting economic activity (85.9%).

In the case of quoting data from Statistics Poland, please provide information: "Source of data – Statistics Poland", and in the case of publishing calculations made on data published by Statistics Poland, please provide information: "Own study based on Statistics Poland data".

In August 2022, the number of newly registered entities was 8.9% larger than a month earlier, and the number of suspended activities increased by 1.3%

Prepared by:
Statistical Office in Warszawa
Director Zofia Kozłowska
Tel.: (+48 22) 464 23 15

Issued by:
Statistical Information Centre
Marcin Kałuski
Tel.: (+48 22) 464 20 91

Press office

Tel.: (+48 22) 464 20 91

e-mail: m.kaluski@stat.gov.pl

-  warszawa.stat.gov.pl/en/
-  [@Warszawa_STAT](https://twitter.com/Warszawa_STAT)
-  [@UrzadStatystycznywWarszawie](https://www.facebook.com/@UrzadStatystycznywWarszawie)
-  [gus_stat](https://www.instagram.com/gus_stat)
-  [glownyurządstatystycznygus](https://www.youtube.com/glownyurządstatystycznygus)
-  [glownyurządstatystyczny](https://www.linkedin.com/glownyurządstatystyczny)

Related information

[Communication and Announcements](#)

Data available in databases

[Local Data Bank → Labour market](#)

Terms used in official statistics

[Registered unemployed persons](#)

[Registered unemployment rate](#)

[Average paid employment](#)

[Average monthly gross wages and salaries](#)

[Dwellings completed](#)

[Gross turnover profitability indicator](#)

[Net turnover profitability indicator](#)

Evaluate
the study

