

Statistics of Warszawa No. 6/2022

28 July 2022



117.0

Dynamics of sold production of
construction y/y

In June 2022, there was an increase in the average employment and a decrease in the number of unemployed persons compared to the corresponding period of previous year. Both sold production of industry and construction and assembly production were higher than a year earlier. There was an increase both in retail sales and wholesale compared to June last year. June this year was also characterised by a lower, than in the previous year, number of dwellings completed and dwellings in which construction has begun and a higher number of permits issued.

Average employment

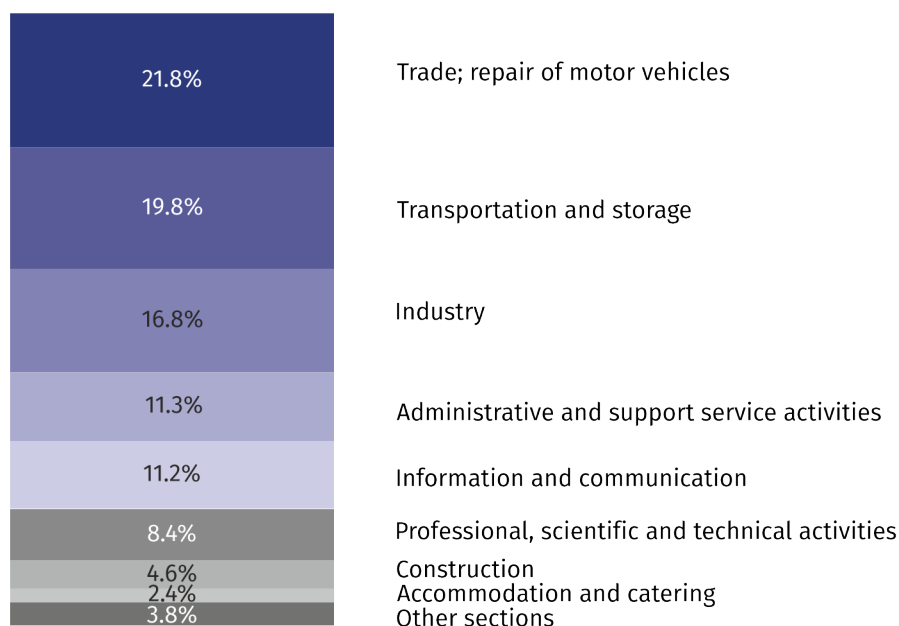
Average paid employment in the enterprise sector in June 2022 amounted to 1116.8 thousand persons and was by 2.8 thousand persons, i.e. by 0.3% higher than in May 2022, and by 29.2 thousand persons, i.e. by 2.7% higher than in June 2021.

Compared to May 2022, an increase in the average employment was recorded in the following sections: administrative as well as accommodation and catering (by 1.4% each), information and communication (by 0.6%), construction, professional, scientific and technical activities as well as trade; repair of motor vehicles (by 0.2% each), real estate activities (by 0.1%).

Whereas a decrease in the average employment was recorded in the section of transportation and storage (by 0.3%) and industry (by 0.2%).

Average paid employment in the enterprise sector in June 2022 was by 2.7% higher than a year before

Chart 1. Structure of average paid employment by PKD (NACE Rev.2) sections in June 2022



As compared to June 2021, an increase in the average employment was recorded in the sections: accommodation and catering (by 9.7%), professional, scientific and technical activities as well as information and communication (by 8.9% each), trade; repair of motor vehicles, (by 3.1%), construction (by 1.2%), administrative and support service activities (by 0.8%), industry (by 0.1%).

A decrease in the average employment was recorded in the section of real estate activities and transportation and storage (by 0.7% each).

Registered unemployment

At the end of June 2022, the number of registered unemployed persons amounted to 23666 and was by 419 persons, i.e. by 1.7% smaller than at the end of May 2022 and by 2720 persons, i.e. by 10.3% smaller than in the corresponding period of 2021.

The number of registered unemployed women amounted to 12202, which accounted for 51.6% of the total unemployed (50.5% a month and 48.7% a year before) and 19.4% of unemployed women in Mazowieckie Voivodship. As compared to May 2022, the number of unemployed women increased by 49 persons, i.e. by 0.4% and compared to June 2021 decreased by 656 persons, i.e. by 5.1%.

The registered unemployment rate amounted to 1.7% (1.8% in the previous month and 2.0% in the previous year), the average in Mazowieckie Voivodship was 4.3% (4.4% a month before, and 5.0% a year before), while the national average was 4.9% (5.1% a month before and 6.0% a year before).

In June 2022, there were 2518 unemployed persons registered in labour offices (2818 in May 2022, and 1918 in June 2021). Registered unemployed persons accounted for 21.5% of the total registered unemployed in the Voivodship.

The number of persons registering for the first time amounted to 1083 (a month before 1392), which accounted for 43.0% of the total unemployed who registered in June 2022 and 31.4% of persons registering for the first time in the Voivodship. The share of persons terminated due to company reasons among unemployed persons registered in June 2022 amounted to 1.4% (3.5% in Mazowieckie Voivodship), 1.1% a month before and 3.8% a year before.

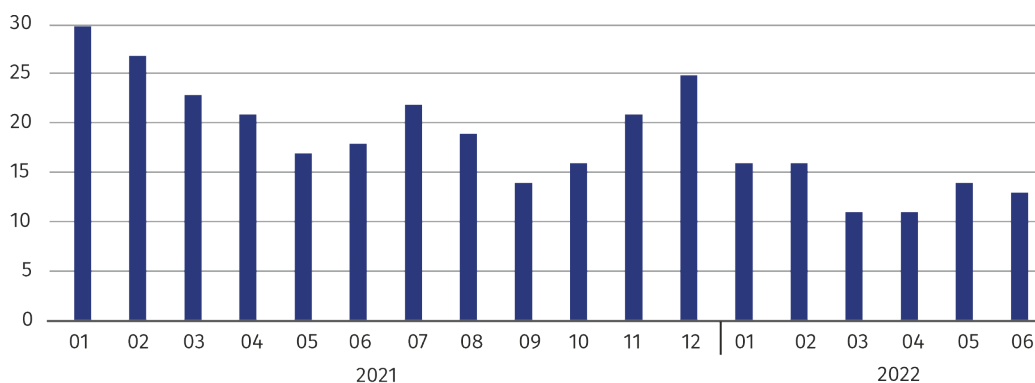
In June 2022, 2937 persons were removed from unemployment rolls (3077 in May 2022, and 2336 in June 2021), which accounted for 19.3% of unemployed persons removed from unemployment rolls in Mazowieckie Voivodship. Out of the unemployed removed from unemployment rolls, 1443 persons took up work. Moreover, 786 persons lost their status of the unemployed as a result of not confirming their readiness to take up work. The reason for removing from the register was also starting training or traineeship, acquisition of retirement rights of pre-retirement benefit, acquisition of pension rights, voluntarily gave up the status of the unemployed and other.

There were 21367 persons who were not entitled to the unemployment benefit, i.e. 90.3% of the total unemployed (22715 persons a year before, i.e. 86.1%). Whereas 2299 unemployed persons were entitled to the unemployment benefit.

At the end of June 2022, the number of registered unemployed persons was by 10.3% smaller than in the previous year, and the unemployment rate was by 0.3 pp lower

In June 2022, the share of the unemployed who were not entitled to the unemployment benefit was 4.2 pp higher than the year before.

Chart 2. Number of unemployed persons per job offer (as of end of month)



In June 2022, there were 3249 job offers submitted to labour offices, which accounted for 23.1% of job offers in Mazowieckie Voivodship and at the end this month the labour offices had job offers for 1820 persons. At the end of June 2022 there were 13 persons per one job offer (14 a month before and 18 a year before), in Mazowieckie Voivodship 13 persons (13 in the previous month and 16 in the previous year) registered as unemployed.

In June 2022, there were 6.0% more job offers than a year before

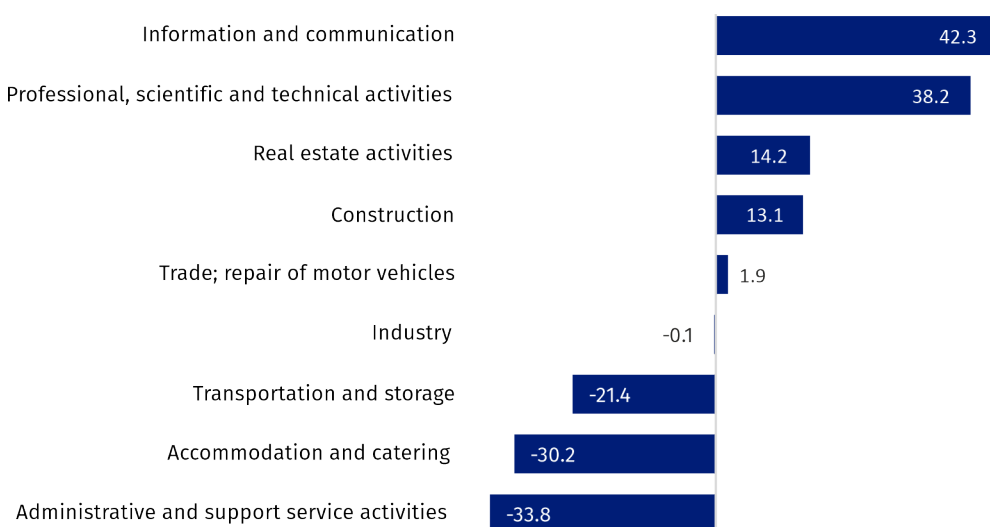
Wages and salaries

The average monthly gross wages and salaries in the enterprise sector in June 2022 amounted to PLN 7793.16 and were by 0.4% lower as compared to the previous month and by 10.5% higher than in the corresponding period of 2021.

Compared to May 2022, the decrease in the average gross wages and salaries was recorded in the following sections: construction (by 5.9%), information and communication (by 3.9%), administrative and support service activities (by 3.7%), trade; repair of motor vehicles and real estate activities (by 1.4% each), professional, scientific and technical activities construction and (by 1.0%).

Whereas the increase in the average gross wages and salaries was recorded in the following sections: industry (by 7.9%), accommodation and catering (by 0.8%), transportation and storage (by 0.7%).

Chart 3. Relative deviations (in %) of monthly gross wages and salaries in selected sections from average wages and salaries in enterprise sector in June 2022



Compared to June 2021, an increase in the average gross wages and salaries was recorded in the sections: transportation and storage (by 15.4%), accommodation and catering (by 12.8%), industry (by 12.0%), construction (by 10.8%), information and communication (by 8.2%), trade; repair of motor vehicles (by 7.7%), professional, scientific and technical activities (by 7.6%), administrative and support service activities (by 7.4%), real estate activities (by 5.1%).

Industry

Sold production of industry in June 2022 amounted (at current prices) to PLN 18103.1 million and was (at constant prices) larger as compared to the corresponding period of 2021 by 14.4%. As compared to June 2021, an increase by 2.4% was recorded in sold production in manufacturing.

In the period January–June 2022, sold production of industry amounted to PLN 125343.9 million (in current prices) and was (in constant prices) higher by 25.7% than that achieved in the corresponding period of 2021. In manufacturing, an increase in production by 8.7% was recorded.

Among divisions included in manufacturing, the sales increase was recorded, among others, in: manufacture of coke and petrol products (by 72.2%), products of wood, cork, straw and wicker (by 33.8%), manufacture of pharmaceutical products (by 31.9%), repair and installation of machinery and equipment (by 30.9%), manufacture of chemicals and chemical products (by 23.5%), manufacture of beverages (by 20.5%), manufacture of rubber and plastic products (by 18.9%), manufacture of furniture (by 14.8%), manufacture of textiles (by 12.4%), printing and reproduction of recorded media (by 11.9%), manufacture of food products (by 10.3%).

Average monthly gross wages and salaries in the enterprise sector in June 2022 amounted to PLN 7793.16 and was by 10.5% higher than in June 2021

Sold production in manufacturing (at constant prices) in June 2022 was by 2.4% larger than a year before

The decrease was recorded, among others, in: manufacture of metal products (by 23.7%), manufacture of computers, electronic and optical products (by 11.0%), manufacture of wearing apparel (by 5.6%), manufacture of paper and paper products (by 5.0%).

Labour productivity in industry measured by production per employed person, in January–June 2022 amounted to PLN 667.8 thousand (at current prices) and was – at constant prices – by 25.5% higher than in the previous year.

Construction

Sold production of construction in June 2022 amounted (at current prices) to PLN 5300.9 million and compared to May 2022 was higher by 4.6%, and compared to the corresponding period of the previous year it increased by 17.0%.

In the period of January-June 2022, sold production of construction reached the value of PLN 30704.1 million, i.e. 25.1% larger than in the corresponding period of 2021.

Construction and assembly production in June 2022 amounted to PLN 1178.8 million (at current prices) and accounted for 22.2% of sold production of construction. Compared to the previous month, construction and assembly production decreased by 2.4%, and compared to June 2021 it was higher by 7.8%.

In the period January-June 2022, construction and assembly production amounted to PLN 6313.5 million and accounted for 20.6% of sold construction production (22.2% the year before). Compared to the corresponding period of the previous year, construction and assembly production was higher by 16.0%.

The increase in production in relation to the corresponding period of 2021 occurred in units dealing with construction of buildings (by 27.5%), civil engineering (by 16.7%), and specialised construction activities (by 3.3%).

Labour productivity measured by production per employed person in construction in June 2022 amounted to PLN 102.5 thousand and was by 4.4% higher than a month before and by 15.5% higher than in June 2021.

Trade

Retail sales in trade and non-trade enterprises in June 2022 (at current prices) were by 1.3% larger than in May 2022 and by 11.9% higher compared to June 2021.

Compared to May 2021, there was an increase in the sales of textiles, clothing and footwear (by 8.3%), other retail sales in non-specialized stores (by 5.5%), retail sales conducted by mail order houses (by 4.6%), other sales (by 4.3%), sales of food, beverages and tobacco (by 3.5%), sales of solid, liquid and gas fuels (by 2.2%).

Whereas there was a decrease in the sales of furniture, radio, TV and household appliances (by 2.9%), sales of pharmaceuticals, cosmetics and orthopedic equipment (by 2.0%), motor vehicles, motorcycles, parts (by 8.9%).

Compared to June 2021, there was an increase in, among others: sales of solid, liquid and gas fuels (by 42.4%), retail sales conducted by mail order houses (by 27.7%), sales of textiles, clothing and footwear (by 25.4%), sales of food, beverages and tobacco (by 22.8%), sales of pharmaceuticals, cosmetics, orthopedic equipment (by 20.2%), other sales (by 11.9%),

Whereas there was a decrease in the sales of motor vehicles, motorcycles, parts (by 10.5%), sales of press, books, other sales in specialised stores (by 1.3%), furniture, radio, TV and household appliances (by 1.0%).

Construction and assembly production (at constant prices) in June 2022 was by 7.8% larger than a year before

Retail sales (at current prices) in trade and non-trade enterprises in June 2022 were by 11.9% larger than in June 2021

In the period January-June 2022, compared to the corresponding period of 2021, retail sales increased by 20.5%.

Wholesale in trade enterprises in June 2022 (at current prices) was by 5.0% smaller as compared to the previous month and by 23.5% higher as compared to June 2021, and in wholesale enterprises it was lower by 7.3% and higher by 28.6%, respectively.

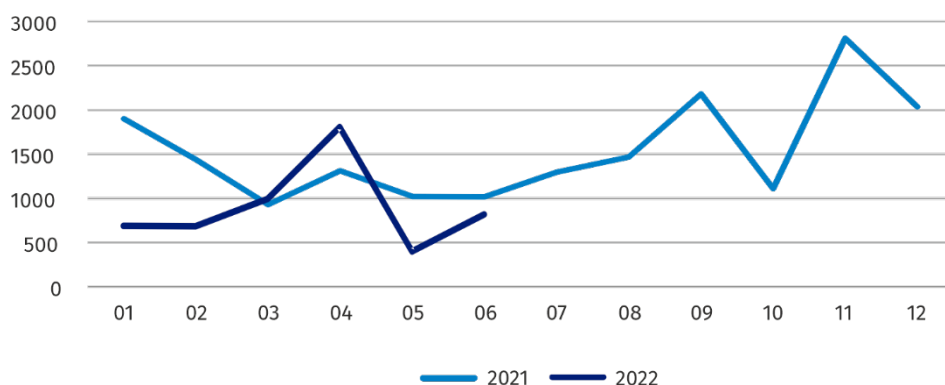
In the period of January-June 2022, trade enterprises realised wholesale sales by 23.4% higher than in the previous year, while wholesale enterprises by 31.0% higher.

Housing construction¹

According to preliminary data, 829 dwellings were completed in Warszawa in June 2022, i.e. by 18.7% less than in the corresponding period of 2021.

In the period of January-June 2022, 5449 dwellings were completed (by 28.5% less than in the corresponding period of 2021), and in Mazowieckie Voivodship, 18760 dwellings, i.e. by 1.7% less than in the period of January-June 2021. A decrease in the number of completed dwellings was recorded in construction for sale or rent from 7115 to 4712, i.e. by 33.8% less, in private construction from 353 to 352, i.e. by 0.3% less. In addition, in the period of January-June 2022, 385 apartments in cooperative housing were completed.

Chart 4. Dwellings completed



In June 2022, the construction began in 928 dwellings, i.e. by 43.6% less than in June 2021.

In January-June 2022, the construction began in 7858 dwellings (by 2.3% less than in the corresponding period of 2021), of which: 7467 in construction for sale or rent, 240 in private construction, 120 in cooperative construction, 31 in company construction.

The number of dwellings for which permits have been granted or which have been registered with a construction project in June 2022 amounted to 3294 and was by 81.9% higher than in the previous year.

In the period of January-June 2022, the number of dwellings for which permits have been granted or which have been registered with a construction project amounted to 12293 (52.9% more than in the corresponding period of 2021), including 310 dwellings built by private investors.

The average useful floor area of a dwelling completed in January-June 2022, amounted to 64.9 m² and decreased compared to the corresponding period of 2021 by 2.4 m². In private construction, the average useful floor area of dwellings amounted to 167.9 m² (by 22.5 m² fewer than in the corresponding period of 2021), in cooperative construction — 58.4 m², in construction for sale or rent — 57.7 m² (by 4.1 m² fewer).

Wholesale (at current prices) in trade enterprises was by 23.5% higher than a year before

In January-June 2022, the construction began in 7858 dwellings, i.e. by 2.3% less than in the corresponding period of the previous year

¹ Reporting data – may change after preparing quarterly reports.

Entities of the national economy ²

At the end of June 2022, there were 510850 entities of the national economy registered in the REGON register in Warszawa, which accounted for 54.0% of the total in Mazowieckie Voivodship. Compared with May 2022, the number of entities of the national economy increased by 2214 (i.e. by 0.4%), and compared to June 2021 by 24473 (i.e. by 5.0%).

As of the end of June 2021, there were 232031 legal persons and organisational units without legal personality registered in the REGON register, of which 162713 commercial companies. The number of these entities increased compared to the previous month by 0.4% and 0.4%, whereas on an annual basis by 6.2% and 8.1%, respectively.

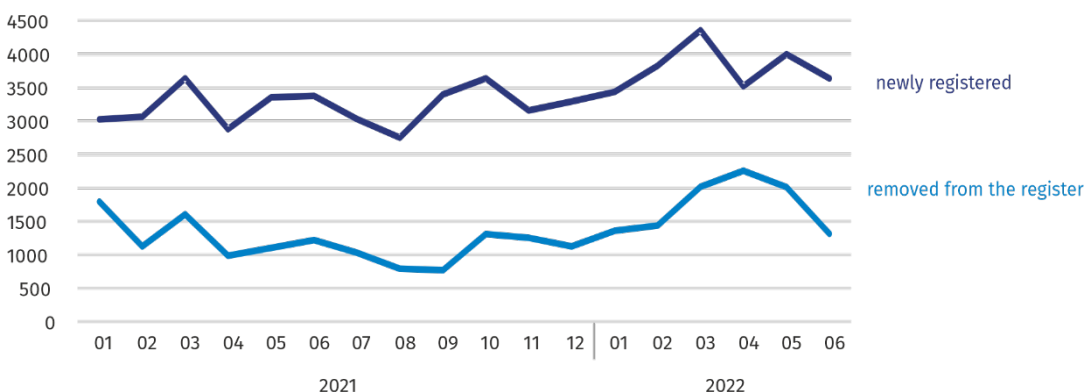
The number of registered natural persons conducting economic activity as of the end of June 2022 amounted to 278819 and compared to May 2022 it was higher by 0.5%, and compared to the corresponding period of the previous year increased by 4.1%.

In the capital city, in June 2022 the most numerous were entities dealing with professional, scientific and technical activities (19.4% of total registered units), trade; repair of motor vehicles, including motorcycles (17.7%), as well as information and communication (11.3%).

Compared to May 2022, the number of entities increased, among others, in the sections: electricity, gas, steam and air conditioning supply (by 1.4%), information and communication (by 1.3%), construction, accommodation and catering, administrative and support service activities (by 0.5% each). On the other hand there was a decrease in the number of entities in the section of mining and quarrying (by 0.8%), agriculture, forestry and fishing (by 0.1%).

In comparison with June 2021, the largest increase was recorded in the sections: manufacturing (by 18.3%), accommodation and catering (by 14.7%), professional, scientific and technical activities (by 6.9%). Whereas a decrease in the number of entities was recorded in the section of industry (by 1.6%).

Chart 5. Entities newly registered and removed from the register



In June 2022, 3639 new entities were entered into the REGON register, i.e. by 9.1% less than in the previous month. The newly registered entities were dominated by natural persons conducting economic activity – 2256 (by 10.9% less than in May 2022). The number of newly registered commercial companies was smaller than in the previous month by 5.0%, including limited liability companies – smaller by 4.2%.

In June 2022, 1314 entities were removed from the REGON register (compared to 2012 in the previous month), including 830 natural persons conducting economic activity (by 40.6% less).

At the end of June 2022, the most numerous group of entities by kind of conducted activity represented units dealing with professional, scientific and technical activities

In June 2022, the number of newly registered entities was 9.1% smaller than a month earlier, and the number of suspended activities increased by 1.2%

² Applies to legal persons, organizational units without legal personality and natural persons conducting economic activity (excluding natural persons tending private farms in agriculture).

As of the end of June 2022, 54256 entities had suspended activity in the REGON register (by 1.2% more than a month before). The vast majority were natural persons conducting economic activity (85.6%).

In the case of quoting data from Statistics Poland, please provide information: "Source of data – Statistics Poland", and in the case of publishing calculations made on data published by Statistics Poland, please provide information: "Own study based on Statistics Poland data".

Prepared by:
Statistical Office in Warszawa
Director Zofia Kozłowska
Tel.: (+48 22) 464 23 15

Issued by:
Statistical Information Centre
Marcin Kałuski
Tel.: (+48 22) 464 20 91

Press office

Tel.: (+48 22) 464 20 91

e-mail: m.kaluski@stat.gov.pl



warszawa.stat.gov.pl/en/



[@Warszawa_STAT](https://twitter.com/Warszawa_STAT)



[@UrzadStatystycznywWarszawie](https://www.facebook.com/@UrzadStatystycznywWarszawie)



[gus_stat](https://www.instagram.com/gus_stat)



[glownyurządstatystycznygus](https://www.youtube.com/glownyurządstatystycznygus)



[glownyurządstatystyczny](https://www.linkedin.com/company/glownyurządstatystyczny)

Related information

[Communication and Announcements](#)

Data available in databases

[Local Data Bank → Labour market](#)

Terms used in official statistics

[Registered unemployed persons](#)

[Registered unemployment rate](#)

[Average paid employment](#)

[Average monthly gross wages and salaries](#)

[Dwellings completed](#)

[Gross turnover profitability indicator](#)

[Net turnover profitability indicator](#)

