

Statistics of Warszawa No. 5/2022

29 June 2022

↑ 120.0

Dynamics of construction and
assembly production y/y

In May 2022, there was an increase in the average employment and a decrease in the number of unemployed persons compared to the corresponding period of previous year. Both sold production of industry and construction and assembly production were higher than a year earlier. There was an increase both in retail sales and wholesale compared to May last year. May this year was also characterised by a lower, than in the previous year, number of dwellings completed and dwellings in which construction has begun and a higher number of permits issued.

Average employment

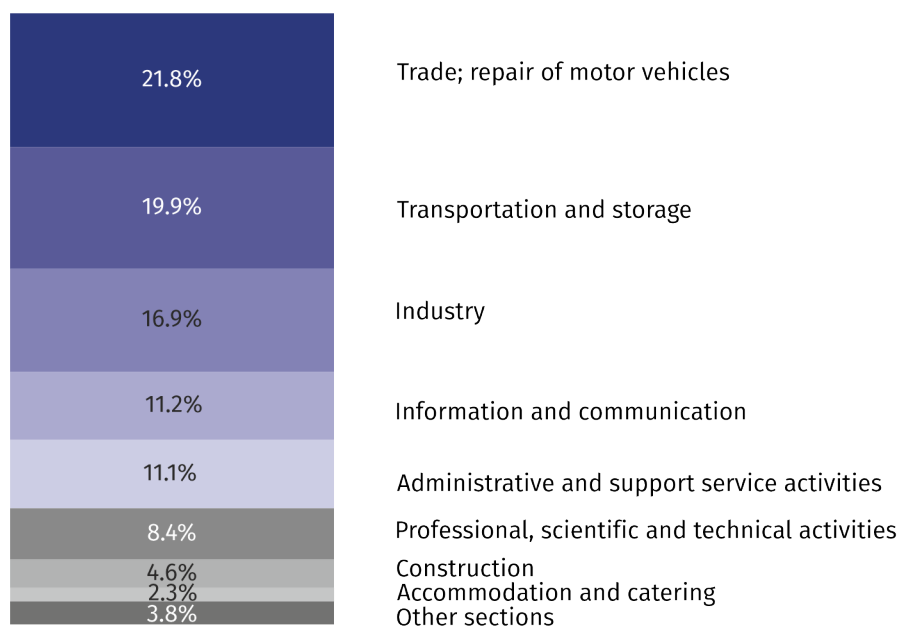
Average paid employment in the enterprise sector in May 2022 amounted to 1114.0 thousand persons and was by 0.8 thousand persons, i.e. by 0.1% lower than in April 2022, and by 31.3 thousand persons, i.e. by 2.9% higher than in May 2021.

Compared to April 2022, a decrease in the average employment was recorded in the following sections: administrative and support service activities (by 1.0%), transportation and storage (by 0.5%), industry (by 0.3%).

Whereas an increase in the average employment was recorded in the following sections: accommodation and catering (by 1.1%), trade; repair of motor vehicles (by 0.4%), professional, scientific and technical activities (by 0.3%), information and communication (by 0.2%), construction and real estate activities (by 0.1% each).

Average paid employment in the enterprise sector in May 2022 was by 2.9% higher than a year before

Chart 1. Structure of average paid employment by PKD (NACE Rev.2) sections in May 2022



As compared to May 2021, an increase in the average employment was recorded in the sections: accommodation and catering (by 10.7%), information and communication (by 9.5%), professional, scientific and technical activities (by 9.1%), trade; repair of motor vehicles, (by 3.0%), construction (by 1.4%), industry (by 0.6%).

A decrease in the average employment was recorded in the section of real estate activities (by 1.0%) and administrative and support service activities (by 0.2%).

Registered unemployment

At the end of May 2022, the number of registered unemployed persons amounted to 24085 and was by 259 persons, i.e. by 1.1% smaller than at the end of April 2022 and by 2719 persons, i.e. by 10.1% smaller than in the corresponding period of 2021.

The number of registered unemployed women amounted to 12153, which accounted for 50.5% of the total unemployed (50.2% a month and 48.8% a year before) and 18.9% of unemployed women in Mazowieckie Voivodship. As compared to April 2022, the number of unemployed women decreased by 70 persons, i.e. by 0.6% and compared to May 2021 decreased by 930 persons, i.e. by 7.1%.

The registered unemployment rate amounted to 1.8% (as in the previous month and 2.0% in the previous year), the average in Mazowieckie Voivodship was 4.4% (4.5% a month before, and 5.1% a year before), while the national average was 5.1% (5.2% a month before and 6.1% a year before).

In May 2022, there were 2818 unemployed persons registered in labour offices (2914 in April 2022, and 2113 in May 2021). Registered unemployed persons accounted for 22.2% of the total registered unemployed in the Voivodship.

The number of persons registering for the first time amounted to 1392 (a month before 1663), which accounted for 49.4% of the total unemployed who registered in May 2022 and 31.8% of persons registering for the first time in the Voivodship. The share of persons terminated due to company reasons among unemployed persons registered in May 2022 amounted to 1.1% (3.5% in Mazowieckie Voivodship), 1.2% a month before and 2.8% a year before.

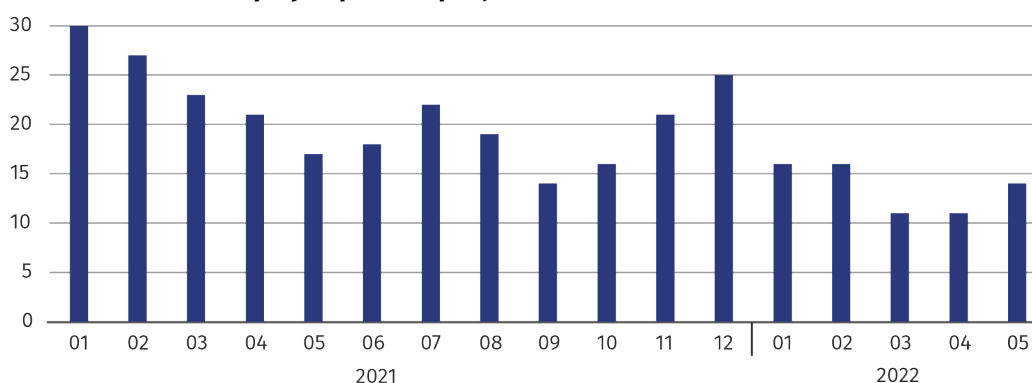
In May 2022, 3077 persons were removed from unemployment rolls (2572 in April 2022, and 2129 in May 2021), which accounted for 20.0% of unemployed persons removed from unemployment rolls in Mazowieckie Voivodship. Out of the unemployed removed from unemployment rolls, 1520 persons took up work. Moreover, 779 persons lost their status of the unemployed as a result of not confirming their readiness to take up work. The reason for removing from the register was also starting training or traineeship, acquisition of retirement rights of pre-retirement benefit, acquisition of pension rights, voluntarily gave up the status of the unemployed and other.

There were 21797 persons who were not entitled to the unemployment benefit, i.e. 90.5% of the total unemployed (23063 persons a year before, i.e. 86.0%). Whereas 2288 unemployed persons were entitled to the unemployment benefit.

At the end of May 2022, the number of registered unemployed persons was by 10.1% smaller than in the previous year, and the unemployment rate was by 0.2 pp lower

In May 2022, the share of the unemployed who were not entitled to the unemployment benefit was 4.5% higher than the year before.

Chart 2. Number of unemployed persons per job offer (as of end of month)



In May 2022, there were 3057 job offers submitted to labour offices, which accounted for 20.5% of job offers in Mazowieckie Voivodship and at the end this month the labour offices

In May 2022, there were 8.5% less job offers than a year before

had job offers for 1761 persons. At the end of May 2022 there were 14 persons per one job offer (11 a month before and 17 a year before), in Mazowieckie Voivodship 13 persons (16 in the previous month and 17 in the previous year) registered as unemployed.

Wages and salaries

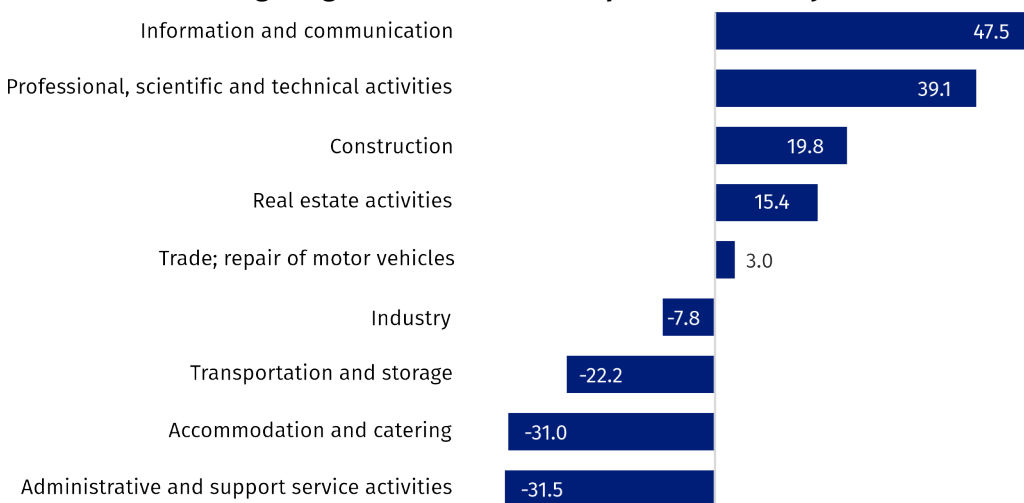
The average monthly gross wages and salaries in the enterprise sector in May 2022 amounted to PLN 7822.93 and were by 4.8% lower as compared to the previous month and by 12.6% higher than in the corresponding period of 2021.

Compared to April 2022, the decrease in the average gross wages and salaries was recorded in the following sections: construction (by 17.0%), industry (by 8.5%), trade; repair of motor vehicles (by 5.5%), professional, scientific and technical activities construction and information and communication (by 4.0% each), administrative and support service activities (by 2.3%), accommodation and catering (by 1.6%), real estate activities (by 0.3%).

Whereas the increase in the average gross wages and salaries was recorded in the section of transportation and storage (by 1.6%).

Average monthly gross wages and salaries in the enterprise sector in May 2022 amounted to PLN 7822.93 and was by 12.6% higher than in May 2021

Chart 3. Relative deviations (in %) of monthly gross wages and salaries in selected sections from average wages and salaries in enterprise sector in May 2022



Compared to May 2021, an increase in the average gross wages and salaries was recorded in the sections: construction (by 21.9%), accommodation and catering (by 18.0%), professional, scientific and technical activities (by 15.5%), transportation and storage (by 14.4%), trade; repair of motor vehicles (by 12.0%), administrative and support service activities (by 11.1%), real estate activities (by 9.7%), information and communication (by 9.1%), industry (by 6.1%).

Industry

Sold production of industry in May 2022 amounted (at current prices) to PLN 18386.0 million and was (at constant prices) larger as compared to the corresponding period of 2021 by 17.9%. As compared to May 2021, an increase by 11.5% was recorded in sold production in manufacturing.

In the period January–May 2022, sold production of industry amounted to PLN 107881.9 million (in current prices) and was (in constant prices) higher by 29.3% than that achieved in the corresponding period of 2021. In manufacturing, an increase in production by 11.4% was recorded.

Among divisions included in manufacturing, the sales increase was recorded, among others, in: manufacture of pharmaceutical products (by 45.4%), repair and installation of machinery and equipment (by 29.0%), manufacture of beverages (by 28.9%), manufacture of chemicals and chemical products (by 24.1%), manufacture of furniture (by 21.1%), manufacture of rubber and plastic products (by 21.0%), manufacture of other transport equipment (by 19.0%),

Sold production in manufacturing (at constant prices) in May 2022 was by 11.5% larger than a year before

manufacture of other non-metallic mineral products (by 12.9%), manufacture of food products (by 12.6%), printing and reproduction of recorded media (by 10.4%), manufacture of textiles (by 10.0%).

The decrease was recorded, among others, in: manufacture of metal products (by 22.0%), manufacture of wearing apparel (by 15.9%), manufacture of computers, electronic and optical products (by 7.4%).

Labour productivity in industry measured by production per employed person, in January–May 2022 amounted to PLN 573.3 thousand (at current prices) and was – at constant prices – by 28.3% higher than in the previous year.

Construction

Sold production of construction in May 2022 amounted (at current prices) to PLN 5069.1 million and compared to April 2022 was higher by 6.1%, and compared to the corresponding period of the previous year it increased by 15.8%.

In the period of January-May 2022, sold production of construction reached the value of PLN 25041.8 million, i.e. 26.4% larger than in the corresponding period of 2021.

Construction and assembly production in May 2022 amounted to PLN 1207.5 million (at current prices) and accounted for 23.8% of sold production of construction. Compared to the previous month, construction and assembly production increased by 13.5%, and compared to May 2021 it was higher by 20.0%.

In the period January-May 2022, construction and assembly production amounted to PLN 5105.9 million and accounted for 20.4% of sold construction production (21.3% the year before). Compared to the corresponding period of the previous year, construction and assembly production was higher by 20.8%.

The increase in production in relation to the corresponding period of 2021 occurred in units dealing with construction of buildings (by 27.5%), civil engineering (by 24.1%), and specialised construction activities (by 8.1%).

Labour productivity measured by production per employed person in construction in May 2022 amounted to PLN 98.2 thousand and was by 6.0% higher than a month before and by 14.2% higher than in May 2021.

Trade

Retail sales in trade and non-trade enterprises in May 2022 (at current prices) were by 0.5% smaller than in April 2022 and by 14.3% higher compared to May 2021.

Compared to April 2021, there was a decrease in the sales of, among others: sales of food, beverages and tobacco (by 9.7%), sales of solid, liquid and gas fuels (by 6.9%), retail sales conducted by mail order houses (by 6.1%).

Whereas there was an increase in, among others: sales of motor vehicles, motorcycles, parts (by 8.9%), sales of press, books, other sales in specialized stores (by 7.4%), other retail sales in non-specialised stores (by 7.2%), sales of textiles, clothing, footwear (by 4.7%).

Compared to May 2021, there was an increase in, among others: sales of solid, liquid and gas fuels (by 51.0%), sales of food, beverages and tobacco (by 25.4%), sales of textiles, clothing and footwear (by 24.7%), sales of pharmaceuticals, cosmetics, orthopedic equipment (by 17.3%), other sales (by 16.3%), retail sales conducted by mail order houses (by 14.6%).

Whereas there was a decrease in the sales of motor vehicles, motorcycles, parts (by 13.3%), sales of press, books, other sales in specialized stores (by 2.1%).

In the period January-May 2022, compared to the corresponding period of 2021, retail sales increased by 22.7%.

Construction and assembly production (at constant prices) in May 2022 was by 20.0% larger than a year before

Retail sales (at current prices) in trade and non-trade enterprises in May 2022 were by 14.3% larger than in May 2021

Wholesale in trade enterprises in May 2022 (at current prices) was by 4.6% higher as compared to the previous month and by 34.8% higher as compared to May 2021, and in wholesale enterprises it was higher by 2.6% and higher by 40.8%, respectively.

In the period of January-May 2022, trade enterprises realised wholesale sales by 29.8% higher than in the previous year, while wholesale enterprises by 40.0% higher.

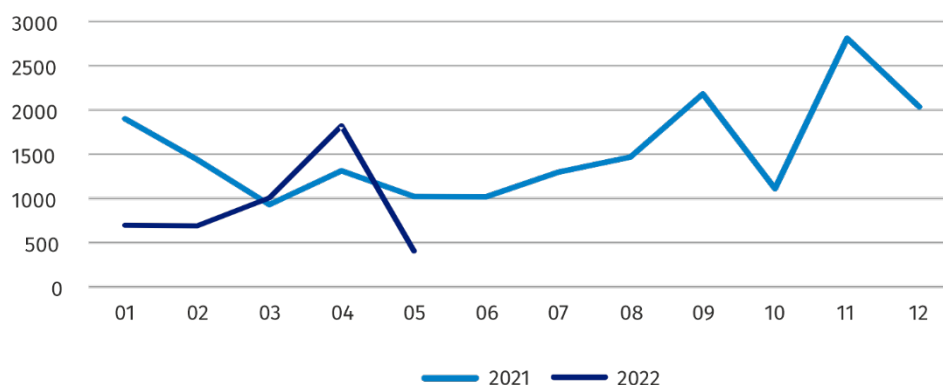
Wholesale (at current prices) in trade enterprises was by 34.8% higher than a year before

Housing construction¹

According to preliminary data, 407 dwellings were completed in Warszawa in May 2022, i.e. by 60.1% less than in the corresponding period of 2021.

In the period of January-May 2022, 4620 dwellings were completed (by 30.0% less than in the corresponding period of 2021), and in Mazowieckie Voivodship, 15787 dwellings, i.e. by 1.3% less than in the period of January-May 2021. A decrease in the number of completed dwellings was recorded in construction for sale or rent from 6156 to 3931, i.e. by 36.1% less. On the other hand, there was an increase in private construction from 292 to 304, i.e. by 4.1% more. In addition, in the period of January-May 2022, 385 apartments in cooperative housing were completed.

Chart 4. Dwellings completed



In May 2022, the construction began in 1762 dwellings, i.e. by 17.2% less than in May 2021.

In January-May 2022, the construction began in 6930 dwellings (by 8.3% more than in the corresponding period of 2021), of which: 6586 in construction for sale or rent, 193 in private construction, 120 in cooperative construction, 31 in company construction.

The number of dwellings for which permits have been granted or which have been registered with a construction project in May 2022 amounted to 2499 and was by 6.6% higher than in the previous year.

In the period of January-May 2022, the number of dwellings for which permits have been granted or which have been registered with a construction project amounted to 8999 (44.4% more than in the corresponding period of 2021), including 244 dwellings built by private investors.

The average useful floor area of a dwelling completed in January-May 2022, amounted to 64.3 m² and decreased compared to the corresponding period of 2021 by 3.3 m². In private construction, the average useful floor area of dwellings amounted to 168.8 m² (by 19.9 m² fewer than in the corresponding period of 2021), in cooperative construction — 58.4 m², in construction for sale or rent — 56.8 m² (by 5.8 m² fewer).

In January-May 2022, the construction began in 6930 dwellings, i.e. by 8.3% more than in the corresponding period of the previous year

¹ Reporting data – may change after preparing quarterly reports.

Entities of the national economy²

At the end of May 2022, there were 508636 entities of the national economy registered in the REGON register in Warszawa, which accounted for 54.0% of the total in Mazowieckie Voivodship. Compared with April 2022, the number of entities of the national economy increased by 2232 (i.e. by 0.4%), and compared to May 2021 by 24355 (i.e. by 5.0%).

As of the end of May 2021, there were 231154 legal persons and organisational units without legal personality registered in the REGON register, of which 161998 commercial companies. The number of these entities increased compared to the previous month by 0.4% each, whereas on an annual basis by 6.3% and 8.3%, respectively.

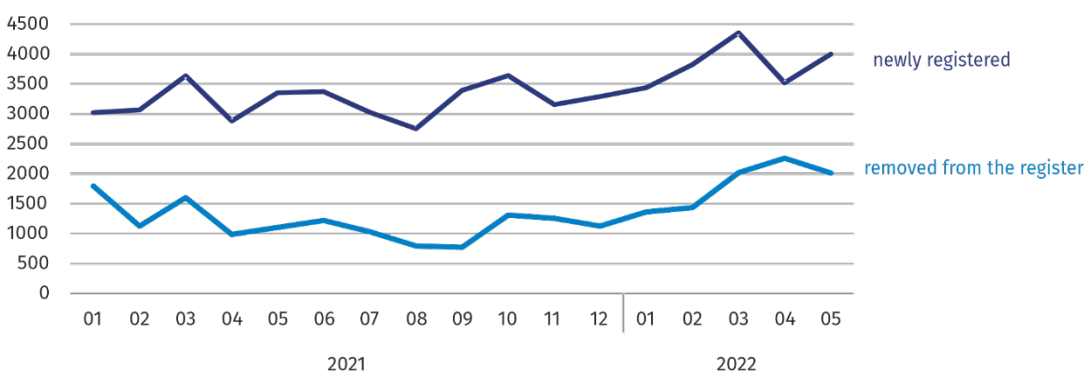
The number of registered natural persons conducting economic activity as of the end of May 2022 amounted to 277482 and compared to April 2022 it was higher by 0.5%, and compared to the corresponding period of the previous year increased by 4.0%.

In the capital city, in May 2022 the most numerous were entities dealing with professional, scientific and technical activities (19.5% of total registered units), trade; repair of motor vehicles, including motorcycles (17.8%), as well as information and communication (11.2%).

Compared to April 2022, the number of entities increased, among others, in the sections: information and communication (by 1.5%), electricity, gas, steam and air conditioning supply (by 0.8%), administrative and support service activities (by 0.7%). On the other hand there was a decrease in the number of entities in the section trade; repair of motor vehicles (by 0.1%).

In comparison with May 2021, the largest increase was recorded in the sections: electricity, gas, steam and air conditioning supply (by 18.4%), information and communication (by 14.4%), administrative and support service activities (by 6.8%). Whereas a decrease in the number of entities was recorded in the section of mining and quarrying (by 1.9%).

Chart 5. Entities newly registered and removed from the register



In May 2022, 4002 new entities were entered into the REGON register, i.e. by 13.7% more than in the previous month. The newly registered entities were dominated by natural persons conducting economic activity – 2531 (by 18.9% more than in April 2022). The number of newly registered commercial companies was larger than in the previous month by 2.9%, including limited liability companies – larger by 4.8%.

In May 2022, 2012 entities were removed from the REGON register (compared to 2259 in the previous month), including 1398 natural persons conducting economic activity (by 21.3% less).

As of the end of May 2022, 53610 entities had suspended activity in the REGON register (by 2.0% more than a month before). The vast majority were natural persons conducting economic activity (85.6%).

At the end of May 2022, the most numerous group of entities by kind of conducted activity represented units dealing with professional, scientific and technical activities

In May 2022, the number of newly registered entities was 13.7% larger than a month earlier, and the number of suspended activities increased by 2.0%

² Applies to legal persons, organizational units without legal personality and natural persons conducting economic activity (excluding natural persons tending private farms in agriculture).

In the case of quoting data from Statistics Poland, please provide information: "Source of data – Statistics Poland", and in the case of publishing calculations made on data published by Statistics Poland, please provide information: "Own study based on Statistics Poland data".

Table 1. Selected data on Warszawa

SPECIFICATION		01	02	03	04	05	06	07	08	09	10	11	12
Registered unemployment (in thousands; as of end of the period)	2021	25,0	25,9	26,5	26,8	26,8	26,4	26,2	26,1	25,7	25,1	24,6	24,1
	2022	24,1	24,1	24,0	24,3	24,1							
Unemployment rate (in %; as of end of the period)	2021	1,9	1,9	2,0	2,0	2,0	2,0	1,9	1,9	1,9	1,9	1,8	1,8
	2022	1,8	1,8	1,8	1,8	1,8							
Job offers (during the month)	2021	2680	2419	2830	2977	3342	3066	3125	3197	3762	4352	3225	3196
	2022	3679	3791	4604	3729	3057							
Number of unemployed persons per job offer (as of end of the period)	2021	30	27	23	21	17	18	22	19	14	16	21	25
	2022	16	16	11	11	14							
Average employment in the enterprise sector ^a (in thousands persons)	2021	1091,9	1089,7	1086,1	1081,4	1082,7	1087,6	1087,8	1087,0	1088,6	1088,8	1092,8	1097,4
	2022	1110,8	1112,3	1114,6	1114,7	1114,0							
previous month=100	2021	99,8	99,8	99,7	99,6	100,1	100,5	100,0	99,9	100,1	100,0	100,4	100,4
	2022	101,2	100,1	100,2	100,0	99,9							
corresponding month of previous year =100	2021	99,3	99,2	99,3	101,1	102,0	101,5	101,0	100,4	100,2	100,0	100,1	100,3
	2022	101,7	102,1	102,6	103,1	102,9							
Average monthly gross wages and salaries in the enterprises sector ^a (in PLN)	2021	6948,56	6854,54	7621,58	7305,26	6949,29	7051,09	7121,16	7046,23	7106,83	7395,46	7249,21	8058,27
	2022	7520,61	7632,80	8494,89	8219,68	7822,93							
previous month=100	2021	98,5	98,6	111,2	95,8	95,1	101,5	101,0	98,9	100,9	104,1	98,0	111,2
	2022	93,3	101,5	111,3	96,8	95,2							
corresponding month of previous year =100	2021	104,2	103,1	105,6	108,1	107,5	108,4	107,5	107,7	108,4	107,3	109,7	114,2
	2022	108,2	111,4	111,5	112,5	112,6							
Dwellings completed (since the beginning of the year)	2021	1901	3341	4271	5583	6604	7624	8922	10391	12573	13683	16492	18528
	2022	696*	1387*	2392*	4213*	4620							
corresponding period of previous year =100	2021	199,3	128,1	104,7	98,5	92,6	85,1	72,6	76,3	74,4	72,8	78,6	78,7*
	2022	36,6*	41,5*	56,0*	75,5*	70,0							
Sold production of industry ^a (at constant prices):													
corresponding month of previous year =100	2021	99,0	105,3	107,1	111,0	106,8	102,5	101,8	105,5	103,9	118,6	126,4	136,9
	2022	144,5	136,0	159,3	129,9	117,9							

^a In enterprises employing more than 9 persons.

Table 1. Selected data on Warszawa (cont.)

SPECIFICATION		01	02	03	04	05	06	07	08	09	10	11	12
Construction and assembly production ^a (at current prices):													
previous month=100	2021	39,2	111,1	135,4	100,0	113,9	108,7	92,8	107,8	110,8	105,0	106,1	105,9
	2022	49,7	116,4	127,6	100,8	113,5							
corresponding month of previous year =100	2021	88,7	77,7	92,2	98,9	104,9	106,1	107,4	113,4	110,9	120,3	118,9	95,6
	2022	121,2	126,9	119,6	120,5	120,0							
Retail sales of goods ^a (at current prices):													
previous month=100	2021	65,8	110,5	112,6	83,9	129,1	103,4	100,7	98,0	98,8	103,2	105,6	119,0
	2022	70,7	97,9	122,2	103,8	99,5							
corresponding month of previous year =100	2021	87,8	102,1	128,5	125,2	123,3	115,2	111,4	110,8	112,7	113,8	124,2	116,1
	2022	124,8	110,6	120,0	148,4	114,3							
Turnover profitability rate in enterprises ^b :													
gross (in %)	2021	.	.	8,1	.	.	7,2	.	.	7,6	.	.	7,0
	2022	.	.	6,0	.	.							
net (in %)	2021	.	.	6,7	.	.	6,0	.	.	6,2	.	.	5,8
	2022	.	.	4,8	.	.							
Entities of the national economy ^c (as of end of the period)	2021	476394	478277	480193	482039	484281	486377	488319	490226	492737	495082	496992	499070
	2022	500858	502901	504940	506404	508636							
of which commercial companies	2021	145941	146684	147485	148449	149587	150557	151301	152251	153386	154783	155817	157181
	2022	158237	159321	160562	161339	161998							
of which with foreign capital participation	2021	28207	28296	28380	28516	28666	28791	28897	29135	29326	29561	29719	29973
	2022	30079	30215	30298	30435	30601							

a In enterprises employing more than 9 persons. b In which the number of employees exceeds 49, excluding enterprises of agriculture, forestry and fishing as well as financial and insurance activities; the data are published cumulatively. c In the REGON register, excluding persons tending private farms in agriculture.

Note. The following symbols were used in the table: (.)data not available, classified data (statistical confidentiality) or providing data impossible or purposeless, sign * data were changed in relation to the previously published.

Prepared by:
Statistical Office in Warszawa
Director Zofia Kozłowska
Tel.: (+48 22) 464 23 15

Issued by:
Statistical Information Centre
Marcin Kałuski
Tel.: (+48 22) 464 20 91

Press office

Tel.: (+48 22) 464 20 91

e-mail: m.kaluski@stat.gov.pl

-  warszawa.stat.gov.pl/en/
-  [@Warszawa_STAT](https://twitter.com/Warszawa_STAT)
-  [@UrzadStatystycznywWarszawie](https://www.facebook.com/@UrzadStatystycznywWarszawie)
-  [gus_stat](https://www.instagram.com/gus_stat)
-  [glownyurządstatystycznygus](https://www.youtube.com/glownyurządstatystycznygus)
-  [glownyurządstatystyczny](https://www.linkedin.com/glownyurządstatystyczny)

Related information

[Communication and Announcements](#)

Data available in databases

[Local Data Bank → Labour market](#)

Terms used in official statistics

[Registered unemployed persons](#)

[Registered unemployment rate](#)

[Average paid employment](#)

[Average monthly gross wages and salaries](#)

[Dwellings completed](#)

[Gross turnover profitability indicator](#)

[Net turnover profitability indicator](#)

Evaluate
the study

