

Statistics of Warszawa No. 4/2022

30 May 2022



25.3%

Increase in the number of job offers y/y

In April 2022, there was an increase in the average employment and a decrease in the number of unemployed persons compared to the corresponding period of previous year. Both sold production of industry and construction and assembly production were higher than a year earlier. There was an increase both in retail sales and wholesale compared to April last year. April was also characterised by a higher, than in the previous year, number of dwellings completed and permits issued and a smaller number of dwellings in which construction has begun.

Average paid employment

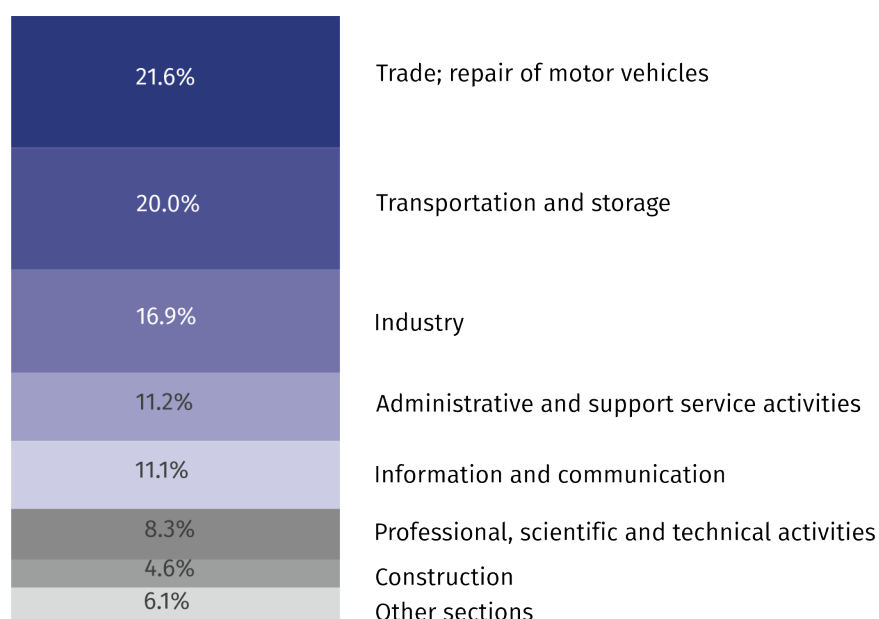
Average paid employment in the enterprise sector in April 2022 amounted to 1114.7 thousand persons and was similar to March 2022, and by 33.3 thousand persons, i.e. by 3.1% higher than in April 2021.

Compared to March 2022, an increase in the average employment was recorded in the following sections: professional, scientific and technical activities (by 0.6%), industry (by 0.4%), transportation and storage (by 0.2%), real estate activities and accommodation and catering (by 0.1% each).

Whereas a decrease in the average employment was recorded in the following sections: administrative and support service activities (by 0.7%), trade; repair of motor vehicles (by 0.3%), information and communication (by 0.2%).

Average paid employment in the enterprise sector in April 2022 was by 3.1% higher than a year before

Chart 1. Structure of average paid employment by PKD (NACE Rev.2) sections in April 2022



As compared to April 2021, an increase in the average employment was recorded in the sections: accommodation and catering (by 12.2%), information and communication (by 9.4%), professional, scientific and technical activities (by 9.3%), trade; repair of motor vehicles, (by 3.1%), construction

(by 1.8%), administrative and support service activities and industry (by 0.4% each), transportation and storage (by 0.3%).

A decrease in the average employment was recorded in the section of real estate activities (by 0.6%).

Registered unemployment

At the end of April 2022, the number of registered unemployed persons amounted to 24344 and was by 342 persons, i.e. by 1.4% larger than at the end of March 2022 and by 2476 persons, i.e. by 9.2% smaller than in the corresponding period of 2021.

The number of registered unemployed women amounted to 12223, which accounted for 50.2% of the total unemployed (48.7% a month and 48.8% a year before) and 18.6% of unemployed women in Mazowieckie Voivodship. As compared to March 2022, the number of unemployed women increased by 537 persons, i.e. by 4.6% and compared to April 2021 decreased by 857 persons, i.e. by 6.6%.

The registered unemployment rate amounted to 1.8% (as in the previous month and 2.0% in the previous year), the average in Mazowieckie Voivodship was 4.5% (4.6% a month before, and 5.2% a year before), while the national average was 5.2% (5.4% a month before and 6.3% a year before).

In April 2022, there were 2914 unemployed persons registered in labour offices (2512 in March 2022, and 2295 in April 2021). Registered unemployed persons accounted for 23.3% of the total registered unemployed in the Voivodship.

The number of persons registering for the first time amounted to 1663 (a month before 1099), which accounted for 57.1% of the total unemployed who registered in April 2022 and 37.4% of persons registering for the first time in the Voivodship. The share of persons terminated due to company reasons among unemployed persons registered in April 2022 amounted to 1.2% (3.8% in Mazowieckie Voivodship), 1.4% a month before and 3.2% a year before.

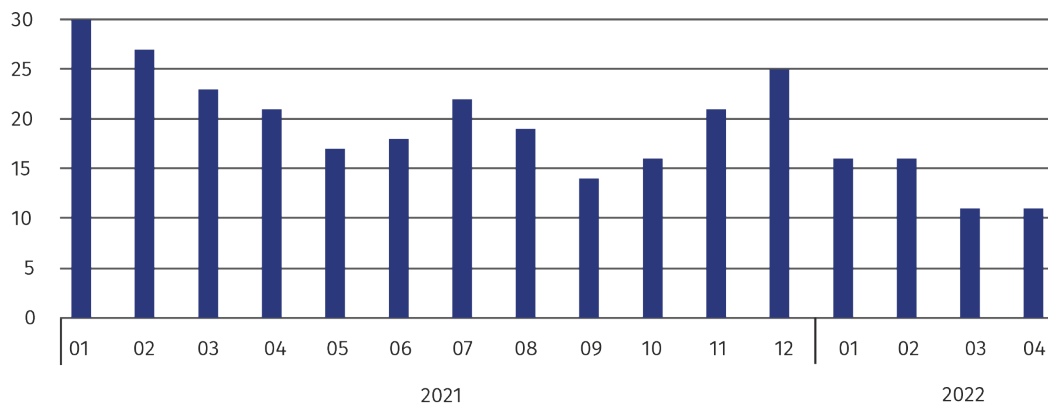
In April 2022, 2572 persons were removed from unemployment rolls (2618 in March 2022, and 1937 in April 2021), which accounted for 17.3% of unemployed persons removed from unemployment rolls in Mazowieckie Voivodship. Out of the unemployed removed from unemployment rolls, 1492 persons took up work. Moreover, 497 persons lost their status of the unemployed as a result of not confirming their readiness to take up work. The reason for removing from the register was also starting training or traineeship, acquisition of retirement rights of pre-retirement benefit, acquisition of pension rights, voluntarily gave up the status of the unemployed and other.

There were 22003 persons who were not entitled to the unemployment benefit, i.e. 90.4% of the total unemployed (22916 persons a year before, i.e. 85.4%). Whereas 2341 unemployed persons were entitled to the unemployment benefit.

At the end of April 2022, the number of registered unemployed persons was by 9.2% smaller than in the previous year, and the unemployment rate was by 0.2 pp lower

In April 2022, the share of the unemployed who were not entitled to the unemployment benefit was 5.0% higher than the year before.

Chart 2. Number of unemployed persons per job offer (as of end of month)



In April 2022, there were 3729 job offers submitted to labour offices, which accounted for 26.1% of job offers in Mazowieckie Voivodship and at the end this month the labour offices had job offers for 2196 persons. At the end of April 2022 there were 11 persons per one job offer (11 a month before and 21 a year before), in Mazowieckie Voivodship 16 persons (14 in the previous month and 17 in the previous year) registered as unemployed.

In April 2022, there were 25.3% more job offers than a year before

Wages and salaries

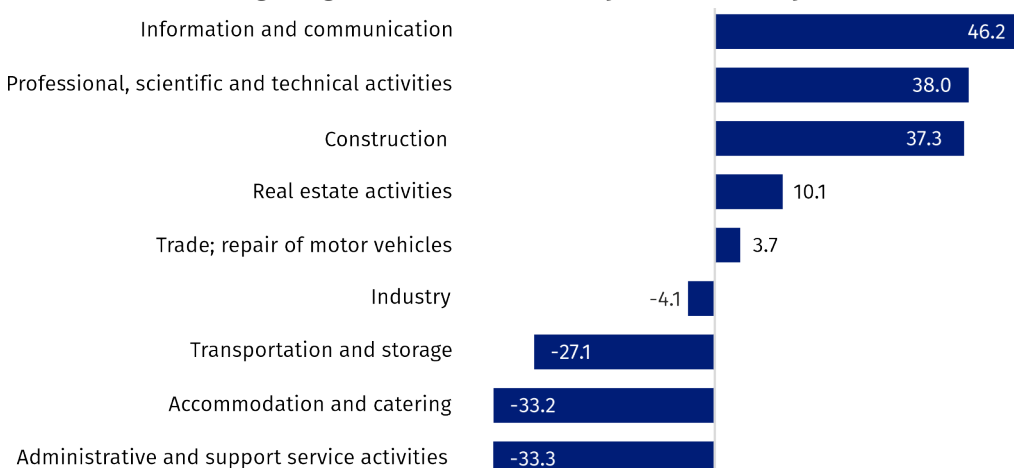
The average monthly gross wages and salaries in the enterprise sector in April 2022 amounted to PLN 8219.68 and were by 3.2% lower as compared to the previous month and by 12.5% higher than in the corresponding period of 2021.

Compared to March 2022, the decrease in the average gross wages and salaries was recorded in the following sections: real estate activities (by 20.5%), professional, scientific and technical activities construction (by 10.8%), accommodation and catering (by 7.2%), trade; repair of motor vehicles (by 6.2%), information and communication (by 3.4%), administrative and support service activities (by 2.3%), industry (by 1.2%).

Whereas the increase in the average gross wages and salaries was recorded in the sections: construction (by 16.2%), transportation and storage (by 0.3%).

Average monthly gross wages and salaries in the enterprise sector in April 2022 amounted to PLN 8219.68 and was by 12.5% higher than in April 2021

Chart 3. Relative deviations (in %) of monthly gross wages and salaries in selected sections from average wages and salaries in enterprise sector in April 2022



Compared to April 2021, an increase in the average gross wages and salaries was recorded in the sections: accommodation and catering (by 19.5%), real estate activities (by 14.5%), construction (14.4%), transportation and storage (by 14.2%), professional, scientific and technical activities (by 12.5%), trade; repair of motor vehicles (by 11.8%), administrative and support service activities (by 11.3%), industry (by 9.9%), information and communication (by 8.8%).

Industry

Sold production of industry in April 2022 amounted (at current prices) to PLN 20872.4 million and was (at constant prices) larger as compared to the corresponding period of 2021 by 29.9%. As compared to April 2021, an increase by 13.3% was recorded in sold production in manufacturing.

In the period January–April 2022, sold production of industry amounted to PLN 89915.7 million (in current prices) and was (in constant prices) higher by 33.9% than that achieved in the corresponding period of 2021. In manufacturing, an increase in production by 11.9% was recorded.

Among divisions included in manufacturing, the sales increase was recorded, among others, in: manufacture of coke and refined petroleum products (by 80.1%), manufacture of pharmaceutical products (by 45.8%), manufacture of textiles (by 41.8%), manufacture of products of wood, cork, straw and wicker (32.0%), repair and installation of machinery and equipment (by 30.3%), manufacture of beverages (by 27.5%), manufacture of rubber and plastic products (by 22.3%), manufacture of chemicals and chemical products and other transportation equipment (by 22.2% each), manufacture of furniture (by 20.0%), manufacture of other non-metallic mineral products (by 16.4%), manufacture of metal products (by 11.0%).

The decrease was recorded, among others, in: manufacture of wearing apparel (by 15.2%), other manufacturing (by 5.2%), manufacture of paper and paper products (by 2.6%), manufacture of computers, electronic and optical products (by 2.2%).

Labour productivity in industry measured by production per employed person, in January–April 2022 amounted to PLN 476.8 thousand (at current prices) and was – at constant prices – by 33.5% higher than in the previous year.

Construction

Sold production of construction in April 2022 amounted (at current prices) to PLN 4777.9 million and compared to March 2022 was smaller by 3.7%, and compared to the corresponding period of the previous year it increased by 24.9%.

In the period of January–April 2022, sold production of construction reached the value of PLN 18958.9 million, i.e. 27.4% larger than in the corresponding period of 2021.

Construction and assembly production in April 2022 amounted to PLN 1063.8 million (at current prices) and accounted for 22.3% of sold production of construction. Compared to the previous month, construction and assembly production increased by 0.8%, and compared to April 2021 it was higher by 20.5%.

In the period January–April 2022, construction and assembly production amounted to PLN 3799.5 million and accounted for 20.0% of sold construction production (21.2% the year before). Compared to the corresponding period of the previous year, construction and assembly production was higher by 20.3%.

The increase in production in relation to the corresponding period of 2021 occurred in units dealing with civil engineering (by 28.4%), construction of buildings (by 25.4%), and specialised construction activities (by 0.6%).

Labour productivity measured by production per employed person in construction in April 2022 amounted to PLN 92.7 thousand and was by 3.6% lower than a month before and by 22.6% higher than in April 2021.

Sold production in manufacturing (at constant prices) in April 2022 was by 13.3% larger than a year before

Construction and assembly production - (at constant prices) in April 2022 was by 20.5% larger than a year before

Trade

Retail sales in trade and non-trade enterprises in April 2022 (at current prices) were by 3.8% larger than in March 2022 and by 48.4% higher compared to April 2021.

Compared to March 2022, there was an increase in other retail sales in non-specialized stores (by 22.8%), sales of textiles, clothing and footwear (by 20.8%), sales of food, beverages and tobacco (by 9.1%), sales of press, books, other sales in specialized stores (by 8.8%), sales of pharmaceuticals, cosmetics, orthopedic equipment (by 8.1%), the sales of solid, liquid and gas fuels (by 3.9%), sales of furniture, electronics and household appliances (by 0.4%). Whereas there was a decrease in the sales of motor vehicles, motorcycles, parts (by 7.5%), retail sales conducted by mail order houses (by 1.5%).

Compared to April 2021, there was an increase in the sales of textiles, clothing and footwear (by 267.0%), other retail sales in non-specialized stores (by 250.3%), sales of press, books, other sales in specialized stores (by 84.8%), sales of solid, liquid and gas fuels (by 69.6%), sales of pharmaceuticals, cosmetics, orthopedic equipment (by 51.5%), sales of furniture, electronics and household appliances (by 41.4%), sales of food, beverages and tobacco (by 31.4%), other sales (by 17.9%), retail sales conducted by mail order houses (by 5.9%). Whereas there was a decrease in the sales of motor vehicles, motorcycles, parts (by 19.1%).

In the period January-April 2022, compared to the corresponding period of 2021, retail sales increased by 26.3%.

Wholesale in trade enterprises in April 2022 (at current prices) was by 9.9% smaller as compared to the previous month and by 30.6% higher as compared to April 2021, and in wholesale enterprises it was lower by 10.2% and higher by 47.2%, respectively.

In the period of January-April 2022, trade enterprises realised wholesale sales by 28.1% higher than in the previous year, while wholesale enterprises by 40.4% higher.

Retail sales (at current prices) in trade and non-trade enterprises in April 2022 were by 48.4% larger than in April 2021

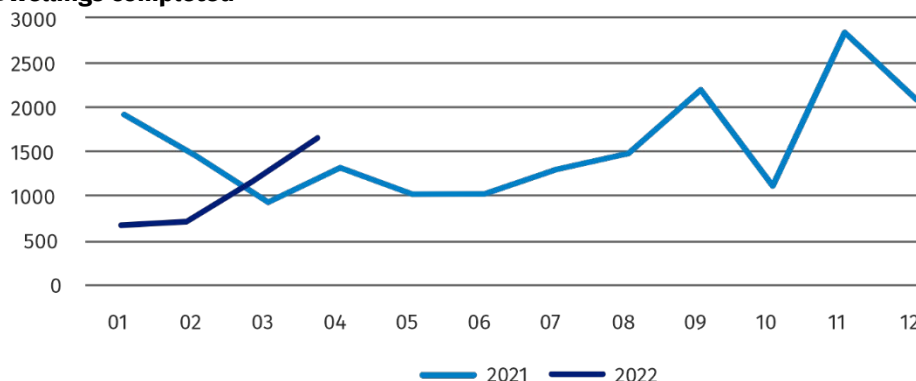
Wholesale (at current prices) in trade enterprises was by 30.6% higher than a year before

Housing construction¹

According to preliminary data, 1821 dwellings were completed in Warszawa in April 2022, i.e. by 38.8% more than in the corresponding period of 2021.

In the period of January-April 2022, 4476 dwellings were completed (by 19.9% less than in the corresponding period of 2021), and in Mazowieckie Voivodship, 13301 dwellings, i.e. by 1.6% more than in the period of January-April 2021. A decrease in the number of completed dwellings was recorded in construction for sale or rent from 5184 to 3731, i.e. by 28.0% less. On the other hand, there was an increase in private construction from 243 to 307, i.e. by 26.3% more. In addition, in the period of January-April 2022, 438 apartments in cooperative housing were completed.

Chart 4. Dwellings completed



¹ Reporting data – may change after preparing quarterly reports.

In April 2022, the construction began in 1084 dwellings, i.e. by 29.0% less than in April 2021.

In January-April 2022, the construction began in 5168 dwellings (by 21.0% more than in the corresponding period of 2021), of which: 4859 in construction for sale or rent, 158 in private construction, 120 in cooperative construction, 31 in company construction.

The number of dwellings for which permits have been granted or which have been registered with a construction project in April 2022 amounted to 1675 and was by 68.9% higher than in the previous year.

In the period of January–April 2022, the number of dwellings for which permits have been granted or which have been registered with a construction project amounted to 6500 (67.3% more than in the corresponding period of 2021), including 189 dwellings built by private investors.

The average useful floor area of a dwelling completed in January–April 2022, amounted to 60.1 m² and decreased compared to the corresponding period of 2021 by 7.3 m². In private construction, the average useful floor area of dwellings amounted to 164.8 m² (by 19.1 m² fewer than in the corresponding period of 2021), in construction for sale or rent – 53.6 m² (by 9.2 m² fewer), in cooperative construction – 42.2 m².

Entities of the national economy ²

At the end of April 2022, there were 506404 entities of the national economy registered in the REGON register in Warszawa, which accounted for 53.9% of the total in Mazowieckie Voivodship. Compared with March 2022, the number of entities of the national economy increased by 1464 (i.e. by 0.3%), and compared to April 2021 by 24365 (i.e. by 5.1%).

As of the end of April 2021, there were 230307 legal persons and organisational units without legal personality registered in the REGON register, of which 161339 commercial companies. The number of these entities increased compared to the previous month by 0.4% and 0.5%, whereas on an annual basis by 6.5% and 8.7%, respectively.

The number of registered natural persons conducting economic activity as of the end of April 2022 amounted to 276097 and compared to March 2022 it was higher by 0.2%, and compared to the corresponding period of the previous year increased by 3.9%.

In the capital city, in April 2022 the most numerous were entities dealing with professional, scientific and technical activities (19.5% of total registered units), trade; repair of motor vehicles, including motorcycles (17.9%), as well as information and communication (11.1%).

Compared to March 2022, the number of entities increased, among others, in the sections: information and communication (by 1.5%), water supply; sewerage and waste management and remediation activities (by 0.7%), administrative and support service activities (by 0.6%). On the other hand there was a decrease in the number of entities in the sections: mining and quarrying (by 0.6%), art, culture and recreation activities (by 0.4%).

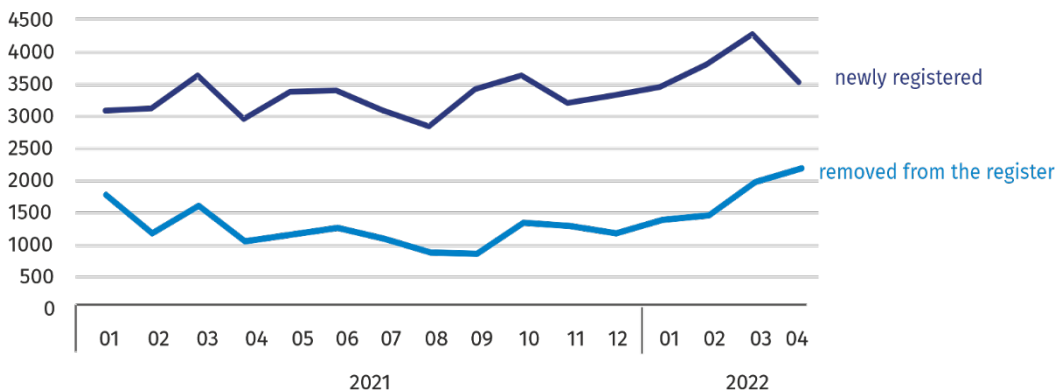
In comparison with April 2021, the largest increase was recorded in the sections: electricity, gas, steam and air conditioning supply (by 20.3%), information and communication (by 13.8%), administrative and support service activities (by 6.5%), health care and social welfare and construction (by 6.4% each). Whereas a decrease in the number of entities was recorded in the section of mining and quarrying (by 1.4%).

In January-April 2022, the construction began in 5168 dwellings, i.e. by 21.0% more than in the corresponding period of the previous year

At the end of April 2022, the most numerous group of entities by kind of conducted activity represented units dealing with professional, scientific and technical activities

² Applies to legal persons, organizational units without legal personality and natural persons conducting economic activity (excluding natural persons tending private farms in agriculture).

Chart 5. Entities newly registered and removed from the register



In April 2022, 3521 new entities were entered into the REGON register, i.e. by 19.2% less than in the previous month. The newly registered entities were dominated by natural persons conducting economic activity – 2129 (by 13.2% less than in March 2022). The number of newly registered commercial companies was smaller than in the previous month by 29.6%, including limited liability companies – smaller by 29.8%.

In April 2022, 2259 entities were removed from the REGON register (compared to 2017 in the previous month), including 1776 natural persons conducting economic activity (by 22.5% more).

As of the end of April 2022, 52573 entities had suspended activity in the REGON register (by 1.6% more than a month before). The vast majority were natural persons conducting economic activity (85.4%).

In the case of quoting data from Statistics Poland, please provide information: "Source of data – Statistics Poland", and in the case of publishing calculations made on data published by Statistics Poland, please provide information: "Own study based on Statistics Poland data".

In April 2022, the number of newly registered entities was 19.2% smaller than a month earlier, and the number of suspended activities increased by 1.6%

Table 1. Selected data on Warszawa

SPECIFICATION		01	02	03	04	05	06	07	08	09	10	11	12
Registered unemployment (in thousands; as of end of the period)	2021	25,0	25,9	26,5	26,8	26,8	26,4	26,2	26,1	25,7	25,1	24,6	24,1
	2022	24,1	24,1	24,0	24,3								
Unemployment rate (in %; as of end of the period)	2021	1,9	1,9	2,0	2,0	2,0	2,0	1,9	1,9	1,9	1,9	1,8	1,8
	2022	1,8	1,8	1,8	1,8								
Job offers (during the month)	2021	2680	2419	2830	2977	3342	3066	3125	3197	3762	4352	3225	3196
	2022	3679	3791	4604	3729								
Number of unemployed persons per job offer (as of end of the period)	2021	30	27	23	21	17	18	22	19	14	16	21	25
	2022	16	16	11	11								
Average employment in the enterprise sector ^a (in thousands persons)	2021	1091,9	1089,7	1086,1	1081,4	1082,7	1087,6	1087,8	1087,0	1088,6	1088,8	1092,8	1097,4
	2022	1110,8	1112,3	1114,6	1114,7								
previous month=100	2021	99,8	99,8	99,7	99,6	100,1	100,5	100,0	99,9	100,1	100,0	100,4	100,4
	2022	101,2	100,1	100,2	100,0								
corresponding month of previous year =100	2021	99,3	99,2	99,3	101,1	102,0	101,5	101,0	100,4	100,2	100,0	100,1	100,3
	2022	101,7	102,1	102,6	103,1								
Average monthly gross wages and salaries in the enterprises sector ^a (in PLN)	2021	6948,56	6854,54	7621,58	7305,26	6949,29	7051,09	7121,16	7046,23	7106,83	7395,46	7249,21	8058,27
	2022	7520,61	7632,80	8494,89	8219,68								
previous month=100	2021	98,5	98,6	111,2	95,8	95,1	101,5	101,0	98,9	100,9	104,1	98,0	111,2
	2022	93,3	101,5	111,3	96,8								
corresponding month of previous year =100	2021	104,2	103,1	105,6	108,1	107,5	108,4	107,5	107,7	108,4	107,3	109,7	114,2
	2022	108,2	111,4	111,5	112,5								
Dwellings completed (since the beginning of the year)	2021	1901	3341*	4271*	5583*	6604	7624*	8922*	10391	12573*	13683*	16492*	18528*
	2022	682	1407	2655	4476								
corresponding period of previous year =100	2021	199,3	128,1	104,7*	98,5*	92,6	85,1	72,6	76,3	74,4	72,8	78,6	78,7*
	2022	35,9	42,1	62,1	80,2								
Sold production of industry ^a (at constant prices):													
corresponding month of previous year =100	2021	99,0	105,3	107,1	111,0	106,8	102,5	101,8	105,5	103,9	118,6	126,4	136,9
	2022	144,5	136,0	159,3	129,9								

^a In enterprises employing more than 9 persons.

Table 1. Selected data on Warszawa (cont.)

SPECIFICATION		01	02	03	04	05	06	07	08	09	10	11	12
Construction and assembly production ^a (at current prices):													
previous month=100	2021	39,2	111,1	135,4	100,0	113,9	108,7	92,8	107,8	110,8	105,0	106,1	105,9
	2022	49,7	116,4	127,6	100,8								
corresponding month of previous year =100	2021	88,7	77,7	92,2	98,9	104,9	106,1	107,4	113,4	110,9	120,3	118,9	95,6
	2022	121,2	126,9	119,6	120,5								
Retail sales of goods ^a (at current prices):													
previous month=100	2021	65,8	110,5	112,6	83,9	129,1	103,4	100,7	98,0	98,8	103,2	105,6	119,0
	2022	70,7	97,9	122,2	103,8								
corresponding month of previous year =100	2021	87,8	102,1	128,5	125,2	123,3	115,2	111,4	110,8	112,7	113,8	124,2	116,1
	2022	124,8	110,6	120,0	148,4								
Turnover profitability rate in enterprises ^b :													
gross (in %)	2021	.	.	8,1	.	.	7,2	.	.	7,6	.	.	7,0
	2022	.	.	6,0	.								
net (in %)	2021	.	.	6,7	.	.	6,0	.	.	6,2	.	.	5,8
	2022	.	.	4,8	.								
Entities of the national economy ^c (as of end of the period)	2021	476394	478277	480193	482039	484281	486377	488319	490226	492737	495082	496992	499070
	2022	500858	502901	504940	506404								
of which commercial companies	2021	145941	146684	147485	148449	149587	150557	151301	152251	153386	154783	155817	157181
	2022	158237	159321	160562	161339								
of which with foreign capital participation	2021	28207	28296	28380	28516	28666	28791	28897	29135	29326	29561	29719	29973
	2022	30079	30215	30298	30435								

a In enterprises employing more than 9 persons. b In which the number of employees exceeds 49, excluding enterprises of agriculture, forestry and fishing as well as financial and insurance activities; the data are published cumulatively. c In the REGON register, excluding persons tending private farms in agriculture.

Note. The following symbols were used in the table: (.)data not available, classified data (statistical confidentiality) or providing data impossible or purposeless, sign * data were changed in relation to the previously published.

Prepared by:
Statistical Office in Warszawa
Director Zofia Kozłowska
Tel.: (+48 22) 464 23 15

Issued by:
Statistical Information Centre
Marcin Kałuski
Tel.: (+48 22) 464 20 91

Press office

Tel.: (+48 22) 464 20 91

e-mail: m.kaluski@stat.gov.pl



warszawa.stat.gov.pl/en/



[@Warszawa_STAT](https://twitter.com/Warszawa_STAT)



[@UrzadStatystycznywWarszawie](https://www.facebook.com/@UrzadStatystycznywWarszawie)



[gus_stat](https://www.instagram.com/gus_stat)



[glownyurządstatystycznygus](https://www.youtube.com/glownyurządstatystycznygus)



[glownyurządstatystyczny](https://www.linkedin.com/company/glownyurządstatystyczny)

Related information

[Communication and Announcements](#)

Data available in databases

[Local Data Bank → Labour market](#)

Terms used in official statistics

[Registered unemployment persons](#)

[Registered unemployment rate](#)

[Average paid employment](#)

[Average monthly gross wages and salaries](#)

[Dwellings completed](#)

[Gross turnover profitability indicator](#)

[Net turnover profitability indicator](#)

