

Statistics of Warszawa No. 2/2022

28 March 2022

↑ 136.0

Dynamics of sold production
of industry y/y

In February 2022, there was an increase in the average employment and a decrease in the number of unemployed persons and unemployment rate compared to the corresponding period of previous year. Sold production of industry and construction and assembly production were significantly higher. There was an increase in retail sales and wholesale. February was also characterized by a much lower number of dwellings completed than in the previous year and much higher number of dwellings in which construction has begun and permits issued.

Average paid employment

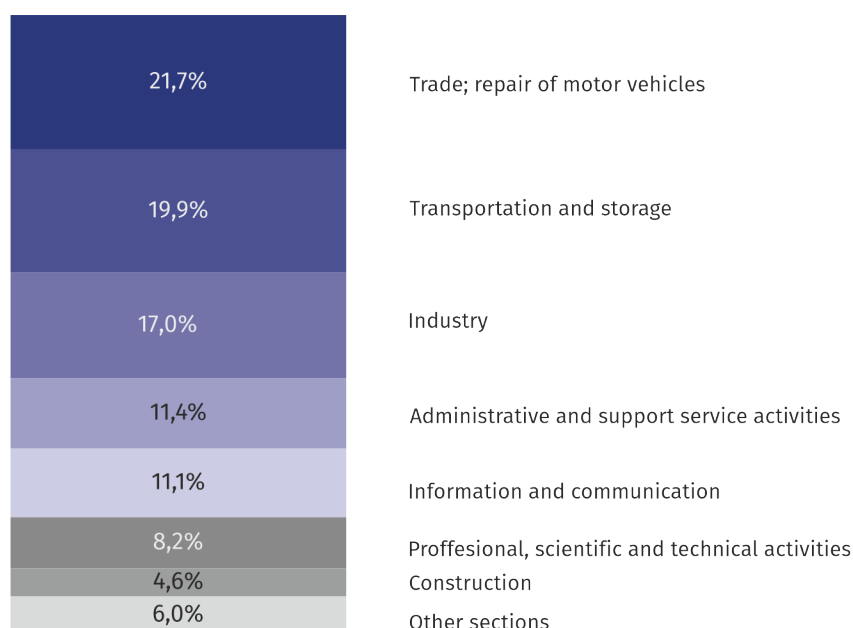
Average paid employment in the enterprise sector in February 2022 amounted to 1112.3 thousand persons and was by 1.5 thousand persons, i.e. by 0.1% higher than in January 2022 and by 22.6 thousand persons, i.e. by 2.1% higher than in February 2021.

Compared to January 2022, an increase in the average employment was recorded in the following sections: professional, scientific and technical activities (by 1.3%), information and communication (by 0.6%), construction (by 0.4%), trade; repair of motor vehicles (by 0.2%).

Whereas a decrease in the average employment was recorded in the following sections: administrative and support service activities (by 1.4%), real estate activities (by 0.5%), industry (by 0.2%).

Average paid employment in the enterprise sector in February 2022 was by 2.1% higher than a year before

Chart 1. Structure of average paid employment by PKD (NACE Rev.2) sections in February 2022



As compared to February 2021, an increase in the average employment was recorded in the sections: information and communication (by 9.2%), professional, scientific and technical activities (by 6.7%), trade; repair of motor vehicles (by 2.0%), construction (by 1.4%), industry (by 1.2%).

A decrease in the average employment was recorded in the sections: real estate activities (by 4.1%), administrative and support service activities (by 1.5%), transportation and storage (by 1.0%).

Registered unemployment

At the end of February 2022, the number of registered unemployed persons amounted to 24108 and was by 30 persons, i.e. by 0.1% smaller than at the end of January 2022 and by 1795 persons, i.e. by 6.9% smaller than in the corresponding period of 2021.

The number of registered unemployed women amounted to 11552, which accounted for 47.9% of the total unemployed (47.7% a month and 49.0% a year before) and 17.4% of unemployed women in Mazowieckie Voivodship. As compared to January 2022, the number of unemployed women increased by 46 persons, i.e. by 0.4% and compared to February 2021 decreased by 1132 persons, i.e. by 8.9%.

The registered unemployment rate amounted to 1.8% (as in the previous month and 1.9% in the previous year), the average in Mazowieckie Voivodship was 4.7% (as a month before and 5.4% a year before), while the national average was 5.5% (as a month before and 6.6% a year before).

In February 2022, there were 2034 unemployed persons registered in labour offices (1996 in January 2022, and 2750 in February 2021). Registered unemployed persons accounted for 18.1% of the total registered unemployed in the Voivodship.

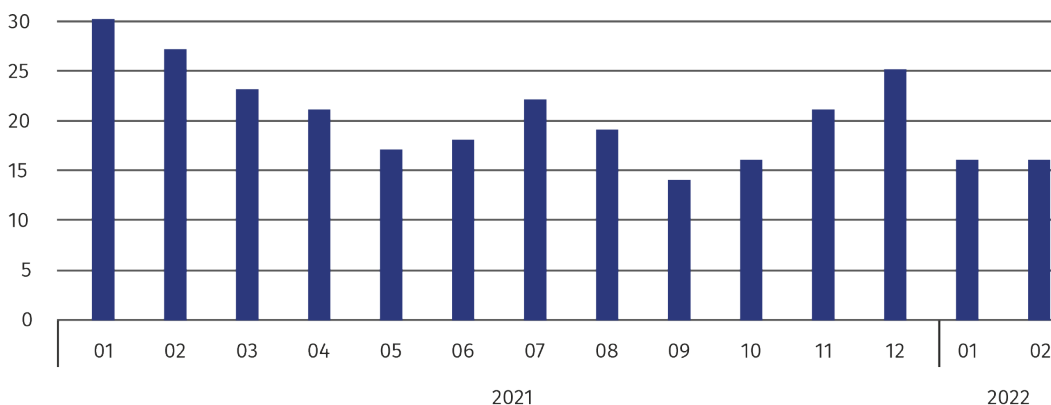
The number of persons registering for the first time amounted to 730 (a month before 702), which accounted for 35.9% of the total unemployed who registered in February 2022 and 28.8% of persons registering for the first time in the Voivodship. The share of persons terminated due to company reasons among unemployed persons registered in February 2022 amounted to 1.2% (3.7% in Mazowieckie Voivodship), 2.2% a month before and 3.3% a year before.

In February 2022, 2064 persons were removed from unemployment rolls (1990 in January 2022, and 1876 in February 2021), which accounted for 17.2% of unemployed persons removed from unemployment rolls in Mazowieckie Voivodship. Out of the unemployed removed from unemployment rolls, 1245 persons took up work. Moreover, 500 persons lost their status of the unemployed as a result of not confirming their readiness to take up work. The reason for removing from the register was also starting training or traineeship, acquisition of retirement rights of pre-retirement benefit, acquisition of pension rights, voluntarily gave up the status of the unemployed and other.

There were 21464 persons who were not entitled to the unemployment benefit, i.e. 89.0% of the total unemployed (21550 persons a year before, i.e. 83.2%). Whereas 2644 unemployed persons were entitled to the unemployment benefit.

At the end of February 2022, the number of registered unemployed persons was by 6.9% smaller than in the previous year, and the unemployment rate was by 0.1 pp lower

Chart 2. Number of unemployed persons per job offer (as of end of month)



In February 2022, there were 3791 job offers submitted to labour offices, which accounted for 24.3% of job offers in Mazowieckie Voivodship and at the end this month the labour offices had job offers for 1484 persons. At the end of February 2022 there were 16 persons per one job offer (as a month before and 27 a year before), in Mazowieckie Voivodship 17 persons (16 in the previous month and 21 in the previous year) registered as unemployed.

In February 2022, there were 56.7% more job offers than a year before

Wages and salaries

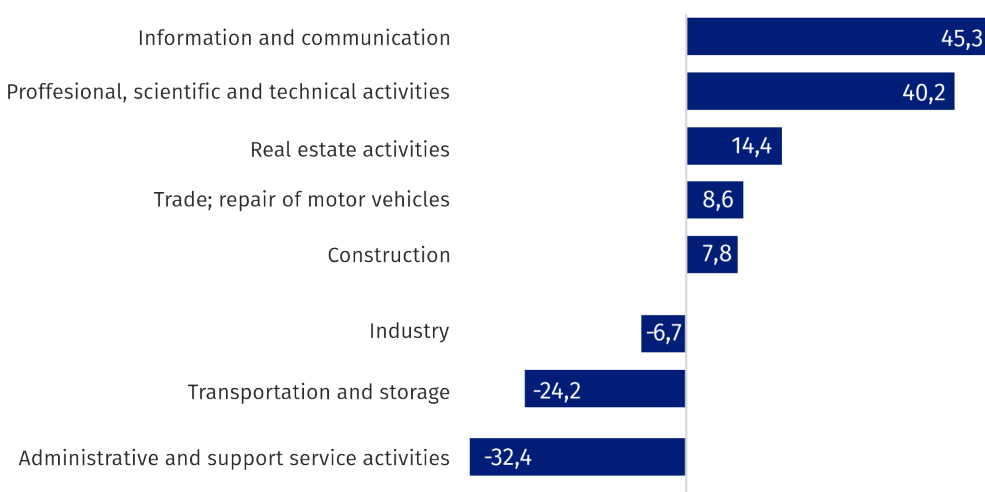
The average monthly gross wages and salaries in the enterprise sector in February 2022 amounted to PLN 7632.80 and were by 1.5% higher as compared to the previous month and by 11.4% higher than in the corresponding period of 2021.

Compared to January 2022, the increase in the average gross wages and salaries was recorded in the following sections: trade; repair of motor vehicles (by 5.0%), information and communication (by 1.8%), real estate activities and transportation and storage (by 1.2% each), professional, scientific and technical activities construction (by 1.0%), industry (by 0.8%).

Average monthly gross wages and salaries in the enterprise sector in February 2022 amounted to PLN 7632.80 and was by 11.4% higher than in February 2021

Whereas the decrease in gross wages and salaries occurred in the section of administrative and support service activities (by 3.5%) and construction (by 0.6%).

Chart 3. Relative deviations (in %) of monthly gross wages and salaries in selected sections from average wages and salaries in enterprise sector in February 2022



Compared to February 2021, an increase in the average gross wages and salaries was recorded in the sections: trade; repair of motor vehicles (by 18.4%), construction (by 13.4%), profes-

sional, scientific and technical activities (by 11.3%), real estate activities (by 10.5%), transportation and storage (by 8.3%), information and communication (by 7.5%), administrative and support service activities (by 6.2%), industry (by 5.8%).

Industry

Sold production of industry in February 2022 amounted (at current prices) to PLN 20084.4 million and was (at constant prices) larger as compared to the corresponding period of 2021 by 36.0%. As compared to February 2021, an increase by 9.5% was recorded in sold production in manufacturing.

In the period January–February 2022, sold production of industry amounted to PLN 40549.4 million (at current prices) and was (at constant prices) higher by 33.7% than in the corresponding period of 2021. There was a production increase in manufacturing by 11.3%.

Among divisions included in manufacturing, the sales increase was recorded, among others, in: manufacture of coke and refined petroleum products (by 70.5%), manufacture of pharmaceutical products (by 62.6%), repair and installation of machinery and equipment (by 61.4%), manufacture of products of wood, cork, straw and wicker (by 46.5%), manufacture of furniture (by 42.9%), manufacture of beverages (by 37.3%), manufacture of other non-metallic mineral products (by 36.0%), manufacture of rubber and plastic products (by 22.8%), manufacture of other transport equipment (by 19.5%), manufacture of metal products (by 18.0%), manufacture of computers, electronic and optical products (by 16.8%).

The decrease in sales was recorded, among others, in: other manufacturing (by 9.9%), manufacture of wearing apparel (by 4.6%), manufacture of motor vehicles, trailers and semi-trailers (by 2.6%), manufacture of paper and paper products (by 2.1%).

Labour productivity in industry measured by production per employed person, in January–February 2022 amounted to PLN 214.6 thousand (at current prices) and was – at constant prices – by 32.2% higher than in the previous year.

Construction

Sold production of construction in February 2022 amounted (at current prices) to PLN 3640.4 million and compared to January 2022 was larger by 16.7%, and compared to the corresponding period of the previous year it increased by 20.9%.

In the period January–February 2022, sold production of construction reached PLN 7231.8 million, i.e. by 19.3% larger than in the corresponding period of 2021.

Construction and assembly production in February 2022 reached PLN 827.2 million (at current prices) and accounted for 22.7% of sold production of construction. As compared to the previous month, construction and assembly production increased by 16.4%, and compared to February 2021 it was larger by 26.9%.

In the period January–February 2022, construction and assembly production was at the level of PLN 1591.3 million and accounted for 22.0% of sold production of construction (20.4% a year before). Compared to the corresponding period of previous year construction and assembly production was larger by 28.9%.

The increase in production in relation to the corresponding period of 2021 occurred in units dealing with civil engineering (by 48.5%) and construction of buildings (by 27.8%), while the decrease in production was recorded in entities dealing with specialized construction activities (by 1.0%).

Labour productivity measured by production per employed person in construction in February 2022 amounted to PLN 70.4 thousand and was by 16.2% higher than a month before and by 19.2% higher than in February 2021.

Sold production in manufacturing (at constant prices) in February 2022 was by 9.5% larger than a year before

Construction and assembly production (at current prices) in February 2022 was by 26.9% larger than a year before

Trade

Retail sales in trade and non-trade enterprises in February 2022 (at current prices) were by 2.1% smaller than in January 2022 and by 10.6% higher compared to February 2021.

Compared to January 2022, there was a decrease in the retail sales conducted by mail order houses (by 21.6%), sales of textiles, clothing and footwear (by 19.2%), sales of press, books, other sales in specialized stores (by 8.6%), sales of furniture, electronics and household appliances (by 1.8%), sales of motor vehicles, motorcycles, parts (by 0.7%).

Whereas there was an increase in the sales of pharmaceuticals, cosmetics, orthopedic equipment (by 6.0%), sales of solid, liquid and gas fuels (by 5.8%), other sales (by 4.8%), other retail sales in non-specialized stores (by 1.5%), sales of food, beverages and tobacco (by 0.6%).

Compared to February 2021, there was an increase in sales of solid, liquid and gas fuels (by 49.8%), sales of pharmaceuticals, cosmetics, orthopedic equipment (by 33.6%), retail sales conducted by mail order houses (by 30.5%), other retail sales in non-specialized stores (by 29.1%), other sales (by 17.8%), sales of food, beverages and tobacco (by 12.9%).

Whereas there was a decrease in the sales of motor vehicles, motorcycles, parts (by 13.4%), sales of press, books, other sales in specialized stores (by 8.4%), sales of textiles, clothing and footwear (by 5.7%), sales of furniture, electronics and household appliances (by 0.3%).

In the period January–February 2022, retail sales increased by 17.4% compared to the corresponding period of 2021.

Wholesale in trade enterprises in February 2022 (at current prices) was by 0.7% larger as compared to the previous month and by 18.7% higher as compared to February 2021, and in wholesale enterprises it was lower by 0.1% and higher by 30.6%, respectively.

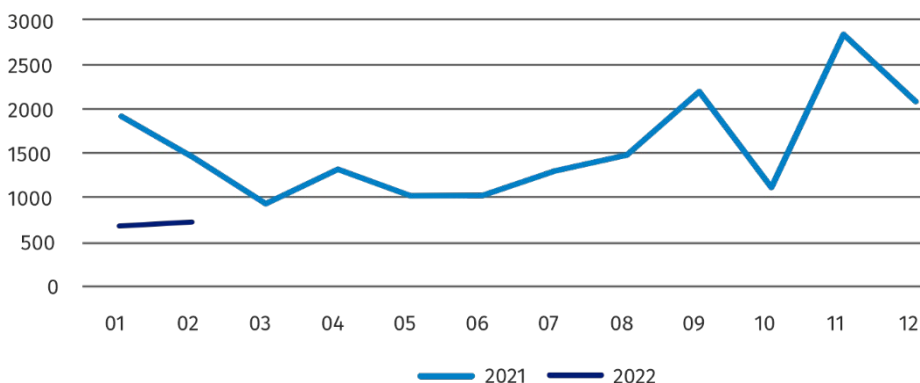
In the period January–February 2022, trade units realized wholesale by 20.5% larger than in the previous year, while wholesale enterprises by 29.4% higher.

Housing construction¹

According to preliminary data, 725 dwellings completed in Warszawa in February 2022, i.e. by 49.7% less than in the previous year.

In the period January–February 2022, 1407 dwellings were completed (by 57.9% less than in the corresponding period of 2021, and in Mazowieckie Voivodship 5590 dwellings, i.e. by 22.5% less than in January–February 2021. The decrease in the number of dwellings completed was recorded in construction for sale or rent from 3090 to 1277 dwellings, i.e. by 58.7%. Whereas an increase occurred in private construction from 96 to 130, i.e. by 35.4%.

Chart 4. Dwellings completed



Retail sales (at current prices) in trade and non-trade enterprises in February 2022 were by 10.6% larger than in February 2021

Wholesale (at current prices) in trade enterprises was by 18.7% higher than a year before

¹ Reporting data – may change after preparing quarterly reports.

In February 2022, the construction began in 1729 dwellings, i.e. 177.1 more than in February 2021.

In January–February 2022, the construction began in 2472 dwellings (by 36.7% more than in the corresponding period of 2021), of which: 2435 in construction for sale or rent, 37 in private construction.

The number of dwellings for which permits have been issued or for which have been registered with a construction project in February 2022 amounted to 1834 and was by 340.9% higher than the year before.

In January–February 2022, the number of dwellings for which permits have been granted or which have been registered with a construction project amounted to 3343 (by 154.6% more than in the corresponding period of 2021), of which 88 dwellings in buildings built by private investors.

The average useful floor area of a dwelling completed in January–February 2022, amounted to 67.0 m² and increased by 4.4 m². In private construction, the average useful floor area of dwellings amounted to 170.0 m² (by 14.4 m² fewer than in the corresponding period of 2021), in construction for sale or rent – 56.5 m² (by 3.6 m² fewer).

Entities of the national economy²

At the end of February 2022, there were 502901 entities of the national economy registered in the REGON register in Warszawa, which accounted for 53.9% of the total in Mazowieckie Voivodship. Compared with January 2022, the number of entities of the national economy increased by 2043 (i.e. by 0.4%), and compared to February 2021 by 24624 (i.e. by 5.1%).

As of the end of February 2022, there were 228033 legal persons and organisational units without legal personality registered in the REGON register, of which 159321 commercial companies. The number of these entities increased compared to the previous month by 0.5% and 0.7%, whereas on an annual basis by 6.4% and 8.6%, respectively.

The number of registered natural persons conducting economic activity as of the end of February 2022 amounted to 274868 and compared to January 2022 it was higher by 0.3%, and compared to the corresponding period of the previous year increased by 4.1%.

In the capital city, in February 2022 the most numerous were entities dealing with professional, scientific and technical activities (19.5% of total registered units), trade; repair of motor vehicles (18.0%), as well as information and communication (10.8%).

Compared to January 2022, the number of entities increased among others in the sections: agriculture, forestry and fishing (by 1.7%), electricity, gas, steam and air conditioning supply (by 1.2%), information and communication (by 1.1%), administrative and support service activities (by 0.9%), construction (by 0.6%), accommodation and catering (by 0.5%).

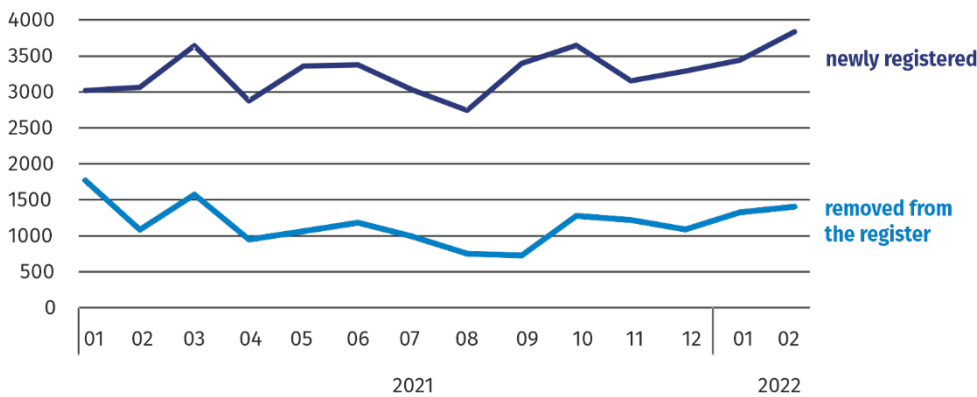
In comparison with February 2021, the largest increase was recorded in the sections: electricity, gas, steam and air conditioning supply (by 24.7%), information and communication (by 11.9%), agriculture, forestry and fishing and health care and social welfare (by 7.0% each). Whereas a decrease in the number of entities was recorded in the section of mining and quarrying (by 0.5%).

In January–February 2022, the construction began in 2472 dwellings, i.e. by 36.7% more than in the corresponding period of the previous year

At the end of February 2022, the most numerous group of entities by kind of conducted activity represented units dealing with professional, scientific and technical activities

² Applies to legal persons, organizational units without legal personality and natural persons conducting economic activity (excluding natural persons tending private farms in agriculture).

Chart 5. Entities newly registered and removed from the register



In February 2022, 3827 new entities were entered into the REGON register, i.e. by 11.3% more than in the previous month. The newly registered entities were dominated by natural persons conducting economic activity – 2348 (by 13.8% more than in January 2022). The number of newly registered commercial companies was higher than in the previous month by 9.3%, including limited liability companies – higher by 7.6%.

In February 2022, 1437 entities were removed from the REGON register (compared to 1362 in the previous month), including 1085 natural persons conducting economic activity (by 2.6% more). The most units removed from the register were dealing with: professional, scientific and technical activities (18.9%), trade; repair of motor vehicles (by 18.2%), information and communication (10.1%), construction (7.7%).

As of the end of February 2022, 50898 entities had suspended activity in the REGON register (by 1.3% more than a month before). The vast majority were natural persons conducting economic activity (85.4%).

In the case of quoting data from Statistics Poland, please provide information: "Source of data – Statistics Poland", and in the case of publishing calculations made on data published by Statistics Poland, please provide information: "Own study based on Statistics Poland data".

In February 2022, the number of newly registered entities was 11.3% higher than a month earlier, and the number of suspended activities increased by 1.3%

Table 1. Selected data on Warszawa

SPECIFICATION		01	02	03	04	05	06	07	08	09	10	11	12
Registered unemployment (in thousands; as of end of the period)	2021	25,0	25,9	26,5	26,8	26,8	26,4	26,2	26,1	25,7	25,1	24,6	24,1
	2022	24,1	24,1										
Unemployment rate (in %; as of end of the period)	2021	1,9	1,9	2,0	2,0	2,0	2,0	1,9	1,9	1,9	1,9	1,8	1,8
	2022	1,8	1,8										
Job offers (during the month)	2021	2680	2419	2830	2977	3342	3066	3125	3197	3762	4352	3225	3196
	2022	3679	3791										
Number of unemployed persons per job offer (as of end of the period)	2021	30	27	23	21	17	18	22	19	14	16	21	25
	2022	16	16										
Average employment in the enterprise sector ^a (in thousands persons)	2021	1091,9	1089,7	1086,1	1081,4	1082,7	1087,6	1087,8	1087,0	1088,6	1088,8	1092,8	1097,4
	2022	1110,8	1112,3										
previous month=100	2021	99,8	99,8	99,7	99,6	100,1	100,5	100,0	99,9	100,1	100,0	100,4	100,4
	2022	101,2	100,1										
corresponding month of previous year =100	2021	99,3	99,2	99,3	101,1	102,0	101,5	101,0	100,4	100,2	100,0	100,1	100,3
	2022	101,7	102,1										
Average monthly gross wages and salaries in the enterprises sector ^a (in PLN)	2021	6948,56	6854,54	7621,58	7305,26	6949,29	7051,09	7121,16	7046,23	7106,83	7395,46	7249,21	8058,27
	2022	7520,61	7632,80										
previous month=100	2021	98,5	98,6	111,2	95,8	95,1	101,5	101,0	98,9	100,9	104,1	98,0	111,2
	2022	93,3	101,5										
corresponding month of previous year =100	2021	104,2	103,1	105,6	108,1	107,5	108,4	107,5	107,7	108,4	107,3	109,7	114,2
	2022	108,2	111,4										
Dwellings completed (since the beginning of the year)	2021	1901	3342	4273	5585	6604	7625	8919	10391	12567	13678*	16487*	18551*
	2022	682	1407										
corresponding period of previous year =100	2021	199,3	128,1	104,8	98,6	92,6	85,1	72,6	76,3	74,4	72,8*	78,6*	78,8*
	2022	35,9	42,1										
Sold production of industry ^a (at constant prices):													
corresponding month of previous year =100	2021	99,0	105,3	107,1	111,0	106,8	102,5	101,8	105,5	103,9	118,6	126,4	136,9
	2022	144,5	136,0										

^a In enterprises employing more than 9 persons.

Table 1. Selected data on Warszawa (cont.)

SPECIFICATION		01	02	03	04	05	06	07	08	09	10	11	12
Construction and assembly production ^a (at current prices):													
previous month=100	2021	39,2	111,1	135,4	100,0	113,9	108,7	92,8	107,8	110,8	105,0	106,1	105,9
	2022	49,7	116,4										
corresponding month of previous year =100	2021	88,7	77,7	92,2	98,9	104,9	106,1	107,4	113,4	110,9	120,3	118,9	95,6
	2022	121,2	126,9										
Retail sales of goods ^a (at current prices):													
previous month=100	2021	65,8	110,5	112,6	83,9	129,1	103,4	100,7	98,0	98,8	103,2	105,6	119,0
	2022	70,7	97,9										
corresponding month of previous year =100	2021	87,8	102,1	128,5	125,2	123,3	115,2	111,4	110,8	112,7	113,8	124,2	116,1
	2022	124,8	110,6										
Turnover profitability rate in enterprises ^b :													
gross (in %)	2021	.	.	8,1	.	.	7,2	.	.	7,6	.	.	7,0
	2022	.	.										
net (in %)	2021	.	.	6,7	.	.	6,0	.	.	6,2	.	.	5,8
	2022	.	.										
Entities of the national economy ^c (as of end of the period)	2021	476394	478277	480193	482039	484281	486377	488319	490226	492737	495082	496992	499070
	2022	500858	502901										
of which commercial companies	2021	145941	146684	147485	148449	149587	150557	151301	152251	153386	154783	155817	157181
	2022	158237	159321										
of which with foreign capital participation	2021	28207	28296	28380	28516	28666	28791	28897	29135	29326	29561	29719	29973
	2022	30079	30215										

a In enterprises employing more than 9 persons. b In which the number of employees exceeds 49, excluding enterprises of agriculture, forestry and fishing as well as financial and insurance activities; the data are published cumulatively. c In the REGON register, excluding persons tending private farms in agriculture.

Note. The following symbols were used in the table: (.)data not available, classified data (statistical confidentiality) or providing data impossible or purposeless, sign * data were changed in relation to the previously published.

Prepared by:
Statistical Office in Warszawa
Director Zofia Kozłowska
Tel.: (+48 22) 464 23 15

Issued by:
Statistical Information Centre
Marcin Kałuski
Tel.: (+48 22) 464 20 91

Press office

Tel.: (+48 22) 464 20 91

e-mail: m.kaluski@stat.gov.pl



warszawa.stat.gov.pl/en/



[@Warszawa_STAT](https://twitter.com/Warszawa_STAT)



[@UrzadStatystycznywWarszawie](https://www.facebook.com/@UrzadStatystycznywWarszawie)



[gus_stat](https://www.instagram.com/gus_stat)



[glownyurządstatystycznygus](https://www.youtube.com/glownyurządstatystycznygus)



[glownyurządstatystyczny](https://www.linkedin.com/company/glownyurządstatystyczny)

Related information

[Communication and Announcements](#)

Data available in databases

[Local Data Bank →Labour market](#)

Terms used in official statistics

[Registered unemployed persons](#)

[Registered unemployment rate](#)

[Average paid employment](#)

[Average monthly gross wages and salaries](#)

[Dwellings completed](#)

[Gross turnover profitability indicator](#)

[Net turnover profitability indicator](#)

