

## Entities of the national economy in the REGON register in Mazowieckie voivodship. As of the end of 2017

20.02.2018

↑ 102.7

Dynamics of the entities of the national economy

At the end of 2017, there were 809369 entities of the national economy registered, i.e. by 2.7% more than in the previous year. Over half of the units (53.7%) were based in the Capital City of Warszawa. The largest number of entities (24.0%) dealt with trade; repair of motor vehicles, however the highest growth compared to 2016 occurred in the section information and communication (by 9.0%). During the whole 2017, there were 69 liquidated units per every 100 newly registered entities.

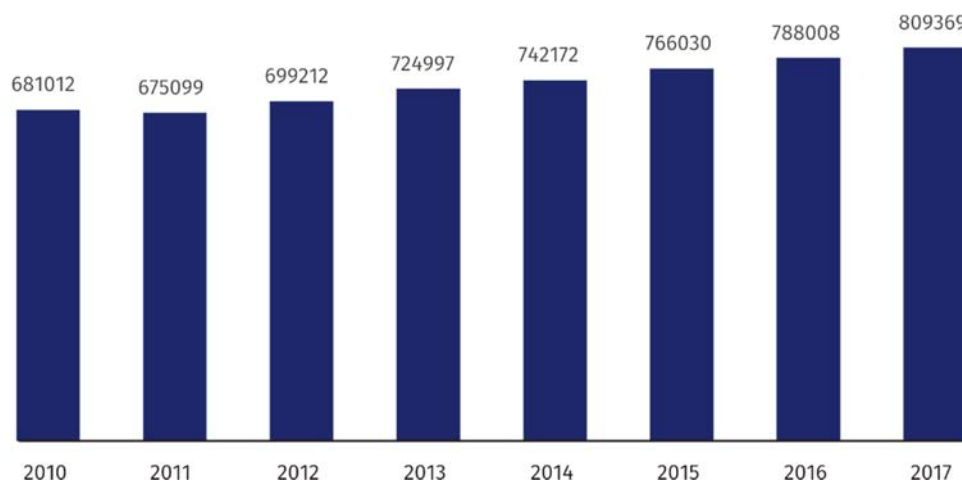
2017 was another year in which an increase in the number of entities of the national economy registered in the REGON register was recorded

### General characteristics of entities of the national economy

In Mazowieckie voivodship at the end of 2017, in the REGON register 809369 entities of the national economy were registered, i.e. 18.8% of total entities registered in the country. In comparison to the previous year, the number of entities in Mazowieckie voivodship increased by 2.7%, and compared to 2010 it was higher by 18.8%.

Every fifth entity of the national economy, in the national REGON register was registered in Mazowieckie voivodship

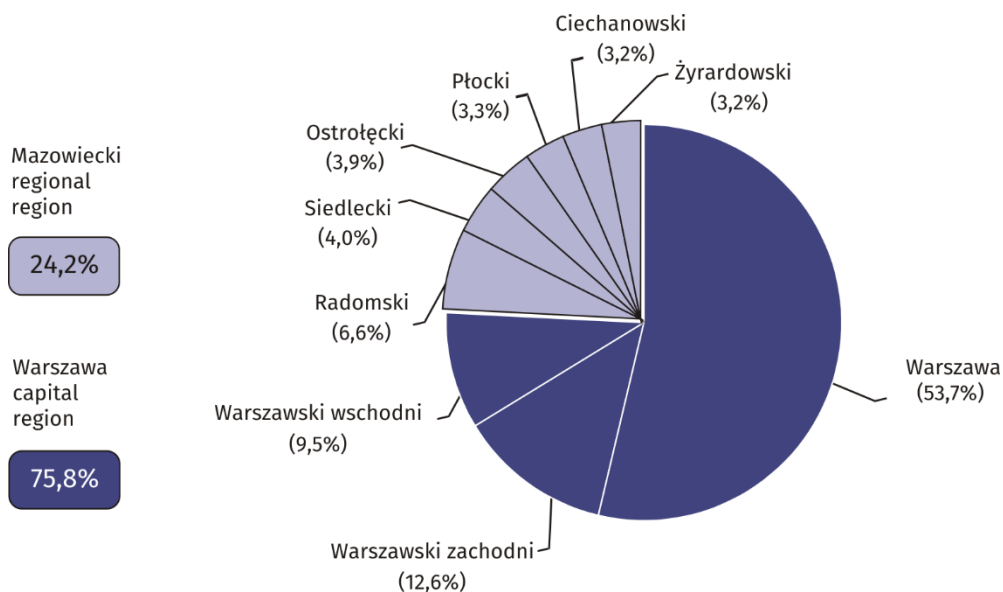
Figure 1. Entities of the national economy registered in the REGON register in the years 2010–2017



Among the entities of the national economy registered in Mazowieckie voivodship, more than half had their seat in the subregion of Warszawa (434676), and 22.1% of units were located in subregions bordering with it (Warszawski zachodni – 101668 and Warszawski wschodni – 77032). The smallest number of entities was noted in the subregions Ciechanowski (25763) and Żyrardowski (26207) – the share of each of these units accounted for 3.2% of the voivodship total.

As many as 3/4 of units registered in the voivodship had their seat in the Warszawa capital region

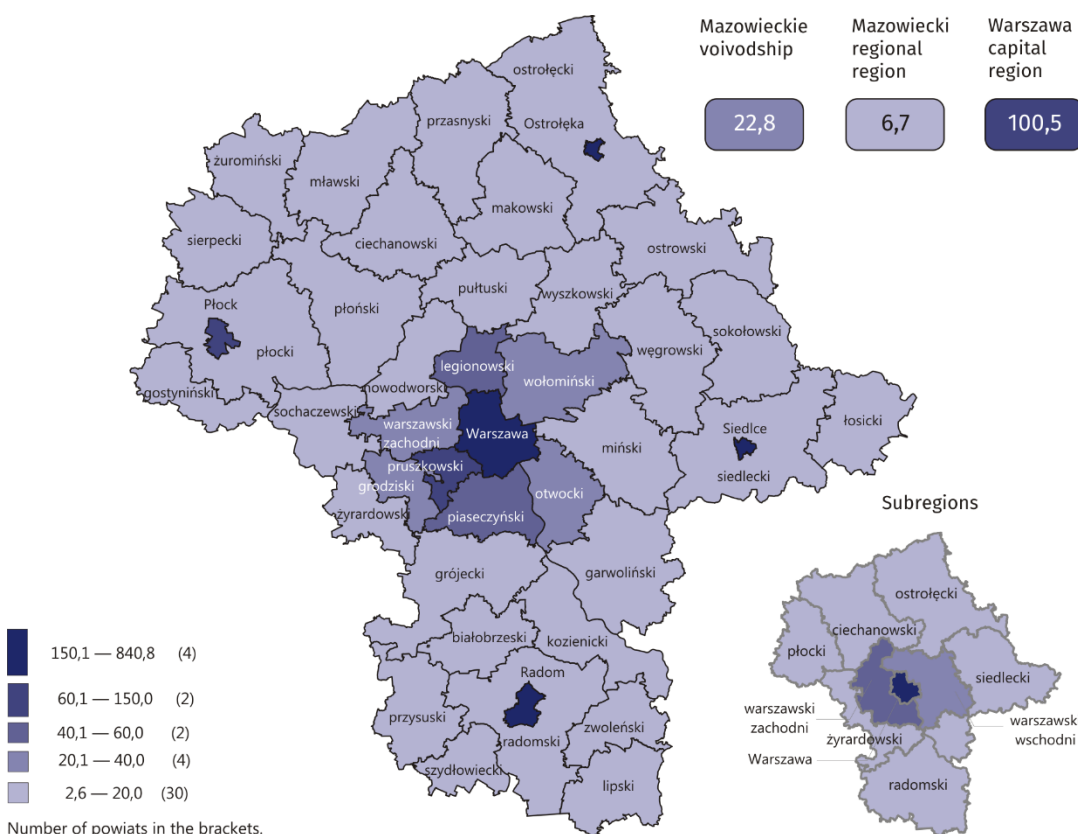
**Figure 2. Structure of entities of the national economy by regions and subregions in 2017**



Among powiats and cities with powiat status (except for the Capital City of Warszawa) most entities were registered in the powiats: Piaseczyński (33370) – 4.1%, Wołomiński (30127) – 3.7%, Pruszkowski (28260) – 3.5%, and also in Radom (24450) – 3.0%. While the smallest number of registered entities was in the powiats: Zwoleński (2236), Łosicki (2285), Lipski (2570), Żuromiński (2719), Białobrzegi (2757) and Przysuski (2801) – 0.3% each.

The largest number of entities were recorded in the powiats Piaseczyński (by 5.0%) and Zwoleński (by 4.7%) and in the Capital City of Warszawa (by 3.7%). Whereas the highest decrease was noted in the powiats: Makowski and Łosicki (both by 0.8%) and Ciechanowski (by 0.7%).

**Map 1. Entities of the national economy per 1 km<sup>2</sup> by powiats in 2017**



The number of registered units per 1 km<sup>2</sup> was 15 times higher in Warszawa capital region than in Mazowiecki regional

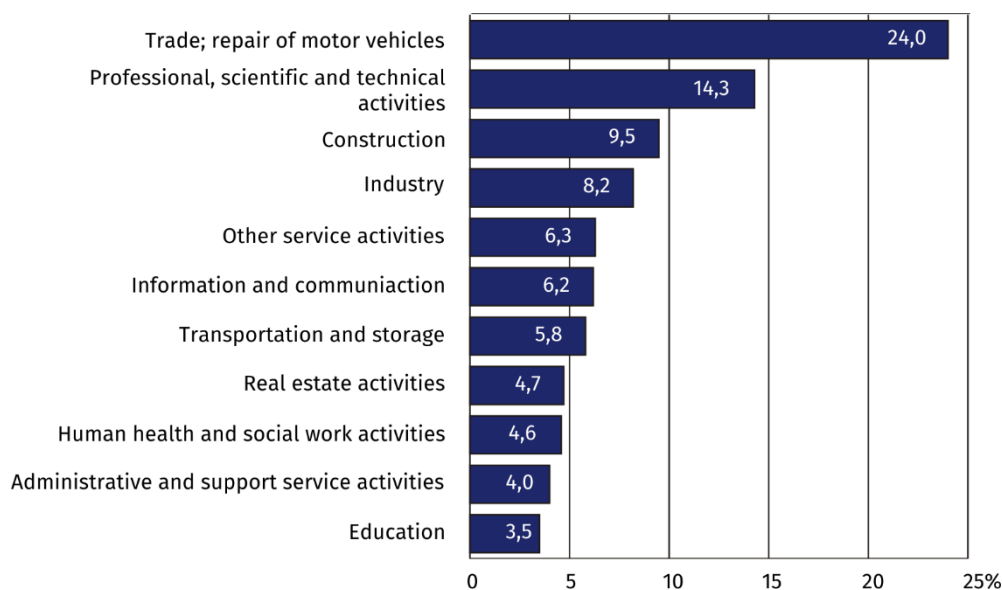
### Entities of the national economy by kind of conducted activity

In Mazowieckie voivodship at the end of December 2017, the most numerous group of entities were units dealing with: trade; repair of motor vehicles – 194110, professional, scientific and technical activities – 116113, construction – 76716 and industry – 66111.

Almost every fourth entity dealt with trade; repair of motor vehicles

In comparison with 2016, the number of entities increased, among others, in the sections: information and communication (by 9.0%), administrative and support service activities (by 5.4%), professional, scientific and technical activities (by 5.2%). The decrease was recorded, among others, in the sections agriculture, forestry and fishing (by 1.9%) and education (by 0.7%).

**Figure 3. Share of entities of the national economy by selected sections of PKD in 2017**



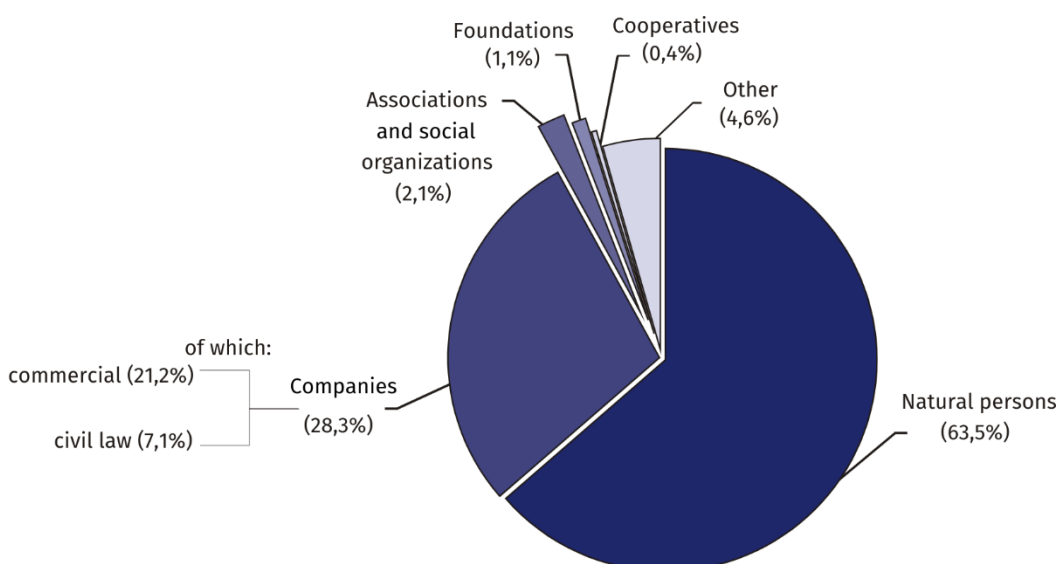
### Entities of the national economy by legal status

As in 2016, the vast majority, that is 774978, i.e. 95.8% of the total number of entities, was included in the private sector. Among entities of this sector, 66.3% constituted natural persons conducting economic activity primarily in: trade; repair of motor vehicles (120348 entities), professional, scientific and technical activities (80731 entities) and in construction (55319 entities).

Entities of the public sector constituted only 4.2% of total units in the voivodship

There were 12327 entities of public sector registered in the REGON register, which belonged mainly to the education sector (5000 entities) and real estate activities (2592 entities).

**Figure 4. Structure of entities of the national economy by legal status in 2017**



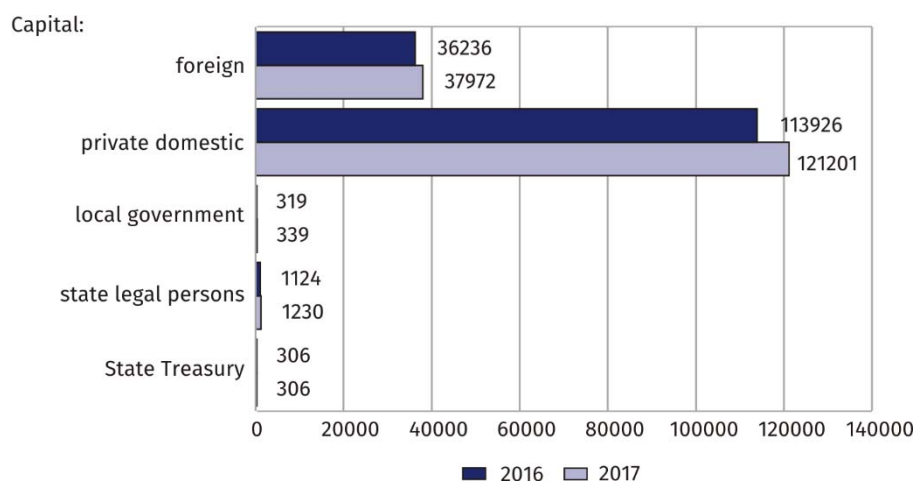
At the end of December 2017, there were 514006 natural persons conducting economic activity registered in the REGON register, i.e. by 1.5% more than in the previous year. In the territorial cross-section, the largest increase was noted in the powiats Zwoleński (by 5.6%), Piaseczyński and Ostrołęcki – (both by 3.5%). The decrease concerned 11 powiats and Radom, Płock and Ostrołęka, of which the largest was noted in the powiats Ciechanowski (by 1.4%), Makowski and Radom (both by 1.0%).

The highest share of natural persons in the total number of entities was in the powiats: Ostrołęcki (83.2%) and Radomski (82.5%), while the lowest in the Capital City of Warszawa (53.3%) and in Piaseczyński powiat (64.4%).

The number of registered commercial companies amounted to 171229 and represented 31.9% of all commercial companies registered in the country. Over the year, their number in the voivodship increased by 8.0%, and the largest increase was recorded in the powiats: Nowodworski (by 13.6%), Żyrardowski (by 13.1%), Mławski (by 12.5%), Ostrołęcki (by 11.7%), Piaseczyński (by 11.3%). Decreases were noted in the powiats: Lipski (by 1.8%) and Przysuski (by 1.3%).

The vast majority of commercial companies represented companies (89.6%) and they were mainly limited liability companies (87.0%). Among partnerships (10.4%), the most popular legal forms were limited partnerships (5.1% of total commercial companies) and unlimited partnerships (4.1%)

**Figure 5. Commercial companies by type of capital**



The activity of commercial companies concentrated mainly in the following sections: trade; repair of motor vehicles (28.5%), professional, scientific and technical activities (16.3%), industry (10.1%), construction (9.4%) and information and communication (8.9%).

At the end of December 2017, the number of registered civil law partnerships amounted to 57800, i.e. by 0.4% more than in the previous year. Their largest increase was noted in the powiats: Ostrołęcki (by 4.3%), Pułtuski (by 4.2%), Żuromiński (by 3.7%). While the largest decrease was noted in the powiats: Łosicki (by 5.3%) and Koziernicki (by 2.1%) and in Radom (by 1.6%). Civil law partnerships concentrated their activity mainly in the sections: trade; repair of motor vehicles (41.4%), industry (12.1%) and professional, scientific and technical activities (10.5%).

As of the end of 31 December 2017, there were 17105 associations and social organizations registered, which means an increase by 4.2% compared to the previous year. The largest number of units increased in the powiats: Nowodworski (an 9.5% increase), Pruszkowski (by 9.2%) and Legionowski (by 7.7%). There was no decrease in any powiat or a city with powiat status.

The increase was also noted in the number of registered foundations (6.6% over a year) and at the end of December amounted to 8632. The number of foundations increased in 25 powiats and in all cities with powiat status, but decreased in two powiats – Sierpecki and Żyrardowski.

In Mazowieckie voivodship there were 3131 cooperatives registered, the same as in the previous year. The increase concerned 8 powiats and two cities with powiat status. The decrease was noted in 8 powiats and one city with powiat status, i.e. the Capital City of Warszawa. The above

legal status was usually chosen by units dealing with real estate activities – they accounted for 43.5% of all cooperatives.

At the end of December 2017, there were 59 state owned enterprises registered in the REGON register, the number of which remained the same compared to the previous year. Among these enterprises, most units dealt with professional, scientific and technical activities (27.1%) and industry (25.4%).

### Entities of the national economy by the number of employed persons

In Mazowieckie voivodship, entities belonging to the micro-enterprises group predominated (the ones which at the moment of entering to the REGON register provided for employment of up to 9 persons), they accounted for 96.0% of all registered units. The share of small entities (with an estimated number of 10–49 employed persons) amounted to 3.2%, and medium-size (estimated number of employees 50–249 persons) and large enterprises (estimated number of employees 250 persons and more) amounted to 0.6% and 0.1% respectively.

96.0% of all entities were micro-enterprises

Micro-enterprises most often conducted activities in the following sections: trade; repair of motor vehicles, professional, scientific and technical activities as well as construction. In the group of small enterprises, except for trade; repair of motor vehicles, dominated units dealing with industry and education. Among medium-size enterprises dominated sections: education, industry as well as trade; repair of motor vehicles. In the case of large enterprises, the highest share was in the sections: industry, trade; repair of motor vehicles as well as public administration and national defense; compulsory social security.

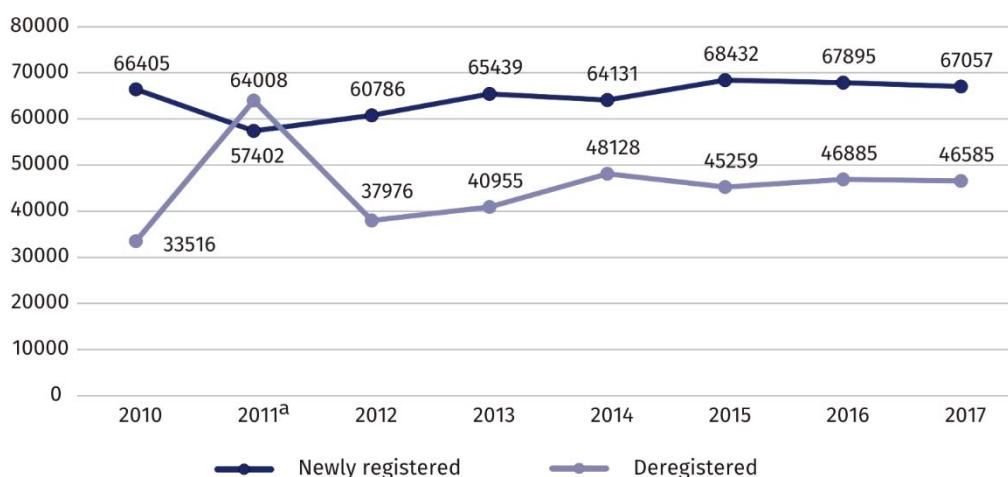
### Newly registered and deregistered entities of the national economy

In 2017, there were 67057 newly registered entities of the national economy in the REGON register, i.e. by 1.2% less than in the previous year. Natural persons conducting economic activity accounted for 71.6% of total new entities, while the share of companies amounted to 24.4%. The largest number of units were established in the Capital City of Warszawa (35567) and in the powiats: Piaseczyński (3167), Wołomiński (2707) and Pruszkowski (2126). Whereas the smallest number of units were created in the powiats: Lipski (175), Łosicki (180), Białobrzski (191) and Żuromiński (220).

In 2017, there were 69 liquidate entities per every 100 newly registered entities, whereas this ratio was lower in the Warszawa capital region – it accounted for 64 and 87, respectively

During the year, 46585 entities were deregistered from the REGON register (by 0.6% less than during 2016) and they were mainly natural persons conducting economic activity (88.0%). The largest number of units were liquidated in the Capital City of Warszawa (20851), Wołomiński powiat (2029), Radom (1915) and Piaseczyński powiat (1903). In turn, the smallest number of liquidated entities was noted in the powiats: Zwoleński (142), Lipski (164), Łosicki (172), Białobrzski (188).

Figure 6. Entities of the national economy newly registered and deregistered in 2010–2017



<sup>a</sup> The increase of the number of liquidated entities in 2011 was affected by the update of the REGON register based on information on deceased persons obtained from the PESEL register and the update based on information from the National Court Register on entities liquidated from the National Court Register.

The number of entities with suspended activity at the end of December 2017 amounted to 55557, i.e. by 1.7% more than in the previous year. The vast majority of these entities (90.3%) represented natural persons conducting economic activity.

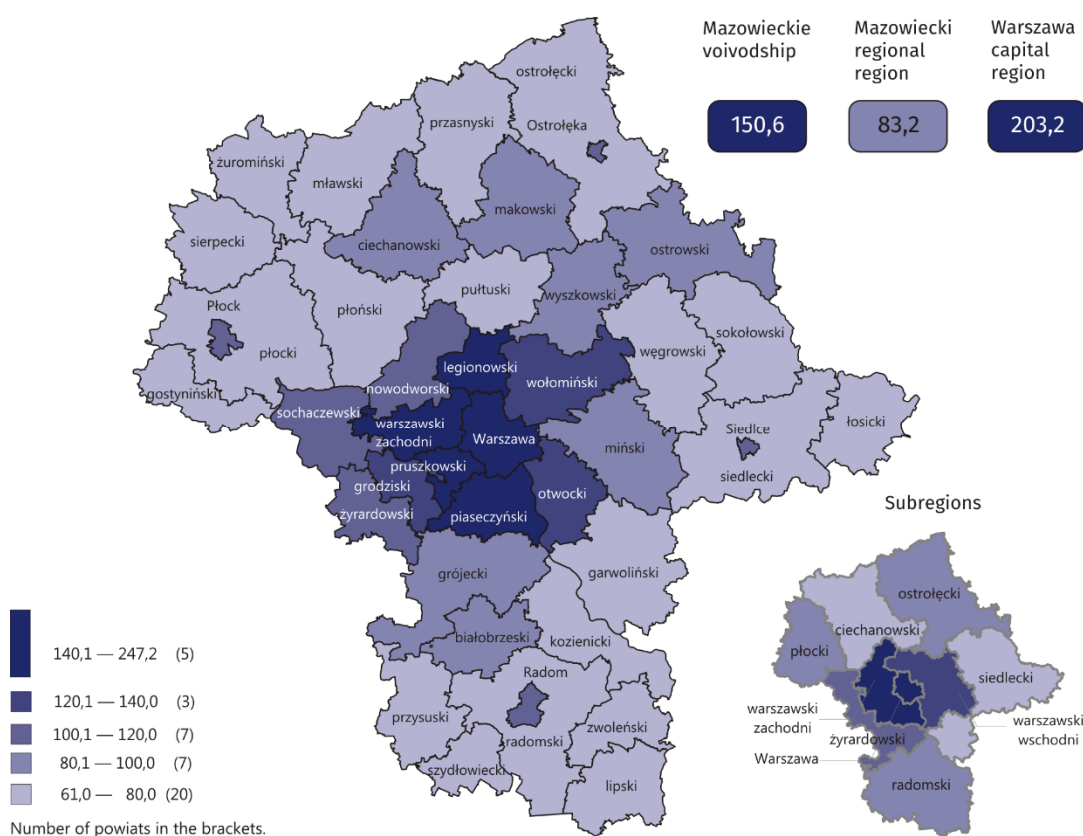
In 2017, the indicator measured by the ratio of the number of units liquidated from the register to the number of newly registered units in the voivodship, amounted to 69.5%. The largest value of this rate was in Makowski powiat (100.7%), Radom (99.6%) and Białobrzegi powiat (98.4%). The lowest value was noted in the Capital City of Warszawa (58.6%) and in Zwoleński (59.2%) and Piaseczyński (60.1%) powiats.

### Entities of the national economy per 1000 population

In 2017, in Mazowieckie voivodship, there were 150.6 entities of the national economy registered in the REGON register per 1000 population. The highest values of this rate were in the Capital City of Warszawa (247.2) and in the powiats: Piaseczyński (184.7), Pruszkowski (174.3), Warszawski Zachodni (167.2). Whereas the lowest intensity rate was in the powiats: Zwoleński (61.0), Ostrołęcki (62.2), Sierpecki (64.9) and Przysuski (66.2).

The number of registered entities calculated per 1000 inhabitants was nearly 2.5 times higher in the Warszawa capital region than in Mazowiecki regional

Map 2. Entities of the national economy per 1000 population in 2017



**Table 1. Entities of the national economy by regions, subregions and powiats in 2017**

Specification	Grand total	Legal persons and organizational units without legal personality		Natural persons conducting economic activity
		total	of which commercial companies	
<b>VOIVODSHIP</b>	<b>809369</b>	<b>295363</b>	<b>171229</b>	<b>514006</b>
<b>Mazowiecki regional region</b>	<b>195993</b>	<b>44305</b>	<b>12112</b>	<b>151688</b>
Ciechanowski subregion	25763	5695	1455	20068
Ciechanowski	7235	1689	416	5546
Mławski	5386	1263	352	4123
Płoński	6425	1379	383	5046
Pułtowski	3998	859	194	3139
Żuromiński	2719	505	110	2214
Ostrołęcki subregion	31542	6490	1480	25052
Makowski	3712	759	134	2953
Ostrołęcki	5524	926	153	4598
Ostrowski	6388	1254	245	5134
Przasnyski	3601	813	133	2788
Wyszowski	6360	1278	359	5082
Ostrołęka	5957	1460	456	4497
Płocki subregion	26814	6906	2232	19908
Gostyniński	3452	762	191	2690
Płocki	7492	1544	376	5948
Sierpecki	3414	789	171	2625
Płock	12456	3811	1494	8645
Radomski subregion	53140	11758	3447	41382
Białobrzegi	2757	754	202	2003
Kozienicki	4065	880	153	3185
Lipski	2570	496	56	2074
Przysuski	2801	568	79	2233
Radomski	11093	1945	476	9148
Szydłowiecki	3168	641	112	2527
Zwoleński	2236	393	66	1843
Radom	24450	6081	2303	18369



**Table 1. Entities of the national economy by regions, subregions and powiats in 2017 (cont.)**

Specification	Grand total	Legal persons and organizational units without legal personality		Natural persons conducting economic activity
		total	of which commercial companies	
<b>Mazowiecki regional region (cont.)</b>				
Siedlecki subregion	32527	7211	1809	25316
Garwoliński	7513	1402	291	6111
Łosicki	2285	509	98	1776
Siedlecki	5490	1030	222	4460
Sokołowski	3965	939	210	3026
Węgrowski	4795	1024	190	3771
Siedlce	8479	2307	798	6172
Żyrardowski subregion	26207	6245	1689	19962
Grójecki	9006	2324	651	6682
Sochaczewski	8745	2110	537	6635
Żyrardowski	8456	1811	501	6645
<b>Warszawa capital region</b>	<b>613376</b>	<b>251058</b>	<b>159117</b>	<b>362318</b>
Warszawa subregion	434676	203131	135950	231545
Capital City of Warszawa	434676	203131	135950	231545
Warszawski wschodni subregion	77032	17283	6224	59749
Legionowski	16636	3840	1355	12796
Miński	14524	2970	955	11554
Otwocki	15745	3895	1445	11850
Wołomiński	30127	6578	2469	23549
Warszawski zachodni subregion	101668	30644	16943	71024
Grodziski	12896	3049	1389	9847
Nowodworski	7958	1999	692	5959
Piaseczyński	33370	11894	7756	21476
Pruszkowski	28260	8006	4189	20254
Warszawski zachodni	19184	5696	2917	13488



Prepared by:  
**Mazovian Centre for Regional Surveys**  
**Statistical Office in Warszawa**  
**Edyta Błaszczak**  
Tel: 25 633 90 60 w. 6101  
e-mail: [e.blaszczak@stat.gov.pl](mailto:e.blaszczak@stat.gov.pl)

Issued by:  
**Statistical Information Centre**  
**Marcin Kałuski**  
Tel: 22 464 20 91  
e-mail: [m.kaluski@stat.gov.pl](mailto:m.kaluski@stat.gov.pl)

**Press office**

tel.: 22 464 20 91

e-mail: [m.kaluski@stat.gov.pl](mailto:m.kaluski@stat.gov.pl)



[warszawa.stat.gov.pl](http://warszawa.stat.gov.pl)



@Warszawa\_STAT

**Related information**

[structural changes of the entities of the national economy in the REGON register](#)

**Data available in databases**

[Local data bank entities](#)

**Terms used in official statistics**

[entities of the national economy](#)

[private sector](#)

[public sector](#)

[natural person](#)

