

Statistics of Warszawa No. 12/2018

29.01.2019

↑ 114.2

Indices of number of dwellings completed in January - December

In December 2018, the average employment in the enterprise sector was by 2.7% higher compared to the previous year. The number of registered unemployed persons was lower than in the previous month and in the previous year. The average monthly gross wages and salaries in the enterprise sector increased by 4.0% on a yearly basis. Compared to December 2017, there was an increase in sold production of industry and sold production of construction. Both retail and wholesale sales were higher than a year before. In the period January–December 2018 more dwellings were completed than in the previous year. At the end of December 2018, the number of entities of the national economy in the REGON register was by 0.2% lower compared to the corresponding period of the previous year.

Sold production of construction (in current prices) in December 2018 was higher by 11.6% than a year before

Average employment

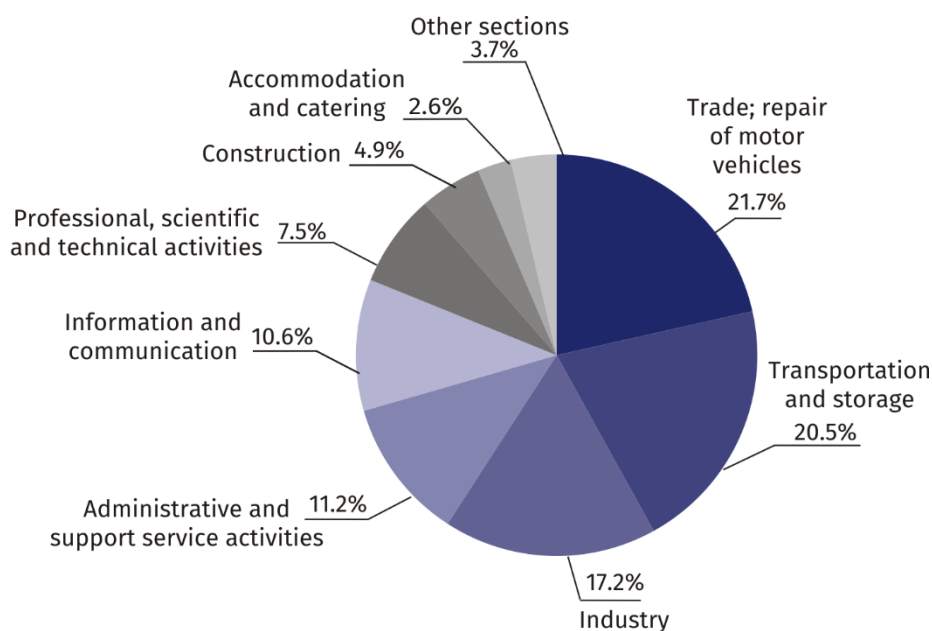
Average employment in the enterprise sector in December 2018 amounted to 1073.5 thous. persons and was by 3.7 thous. persons, i.e. by 0.3% higher than in November 2018 and by 28.5 thous. persons, i.e. by 2.7% higher than in December 2017.

Compared to November 2018, the increase in the average employment was recorded in the sections: professional, scientific and technical activities (by 1.9%), construction and real estate activities (by 0.8% each), trade; repair of motor vehicles (by 0.4%), industry (by 0.3%), information and communication (by 0.2%), transportation and storage (by 0.1%).

However, the decrease in the average employment occurred in the sections of accommodation and catering (by 0.6%) and administrative and support service activities (by 0.2%).

Average employment in the enterprise sector in December 2018 was higher by 2.7% than a year before

Chart 1. Structure of average employment by PKD sections in December 2018



Compared to December 2017, the increase in the average employment was recorded in the sections: professional, scientific and technical activities (by 9.1%), construction (by 6.4%), transportation and storage (by 3.7%), trade; repair of motor vehicles (by 3.0%), information and communication (by 2.7%), industry (by 2.6%), real estate activities (by 1.5%), arts, entertainment and recreation (by 0.9%), accommodation and catering (by 0.8%).

The decrease in average employment occurred in the section of administrative and support service activities (by 3.1%).

Registered unemployment

At the end of December 2018, the number of registered unemployed persons amounted to 19382 and was by 444 persons, i.e. by 2.2% lower than at the end of November 2018 and by 6674 persons, i.e. by 25.6% lower than in the corresponding period of 2017.

The number of registered unemployed women amounted to 9707, which accounted for 50.1% of the total unemployed (50.5% a month before, and 50.2% a year before) and 13.7% of unemployed women in Mazowieckie voivodship. Compared to November 2018, the number of unemployed women decreased by 308 persons, i.e. by 3.1%, and compared to December 2017, decreased by 3363 persons, i.e. by 25.7%

The registered unemployed rate amounted to 1.5% (as in the previous month and 2.0% a year earlier), the average in Mazowieckie voivodship was 4.9% (a month before 4.8% and 5.6% a year before), while the national average was 5.8% (a month before 5.7%, and a year before 6.5%).

In December 2018, there were 2453 unemployed persons registered in labour offices (2889 in November 2018, and 2722 in December 2017). Registered unemployed persons accounted for 15.4% of the total registered unemployed in the voivodship.

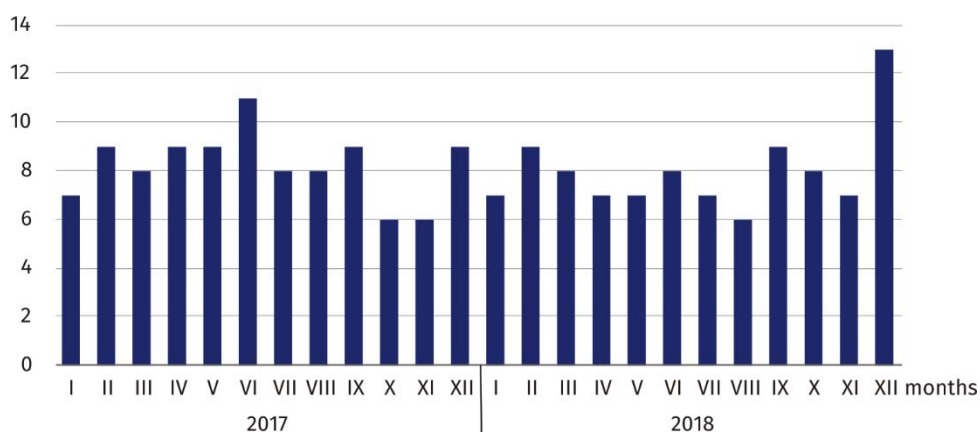
The number of persons registering for the first time amounted to 569 (a month before 820), which accounted for 23.2% of total unemployed persons who registered in December 2018 and 26.5% of persons registered for the first time in the voivodship. The share of persons terminated for company reasons among unemployed persons registered in December 2018 amounted to 1.4% (in Mazowieckie voivodship 3.3%), a month before 1.5%, a year before 2.9%.

In December 2018, 2897 persons were removed from unemployment rolls (3279 in November 2018, and 3263 in December 2017), which accounted for 20.4% of unemployed persons removed from unemployment rolls in Mazowieckie voivodship. Out of unemployed persons removed from unemployment rolls, 1449 persons took up work. Moreover, 943 persons lost their status of the unemployed as a result of not confirming their readiness to take up work. The reason for removing from the register was also voluntary giving up the status of the unemployed, starting training or traineeship, acquisition of retirement rights of pre-retirement benefit, acquisition of pension rights and other.

There were 16339 persons who were not entitled to the unemployment benefit, i.e. 84.3% of total registered unemployed persons (a year before 22184 persons, i.e. 85.1%). Whereas 3043 unemployed persons were entitled to the unemployment benefit.

At the end of December 2018, the number of registered unemployed persons was by 25.6% lower than a year before, and the unemployment rate amounted to 1.5%

Chart 2. Number of unemployed persons per 1 job offer (as of the end of month)



In December 2018, there were 2585 job offers submitted to labour offices, which accounted for 25.0% of job offers in Mazowieckie voivodship and at the end of this month the labour offices had job offers for 1547 persons. There were 13 persons registered as unemployed per one job offer at the end of December 2018 (a month before 7, a year before 9), in Mazowieckie voivodship 25 persons (a month before 12 persons, a year before 19).

Wages and salaries

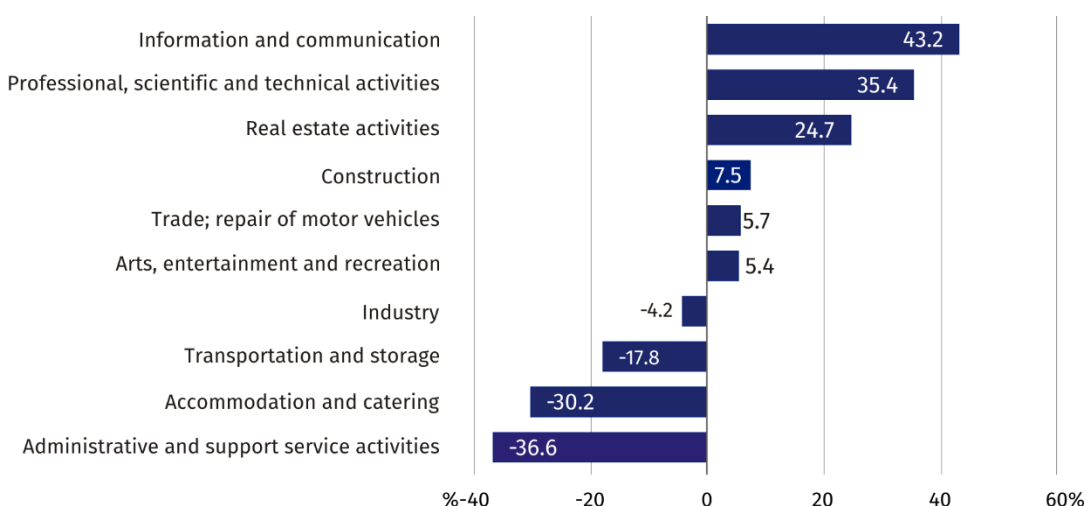
Average monthly gross wages and salaries in the enterprise sector in December 2018 amounted to PLN 6453.48 and were by 4.1% higher compared to the previous month and by 4.0% higher than in the corresponding period of 2017.

In comparison with November 2018, an increase in the average wages and salaries was recorded in the sections: trade; repair of motor vehicles (by 11.2%), real estate activities (by 9.8%), professional, scientific and technical activities (by 5.4%), administrative and support service activities (by 4.7%), accommodation and catering (by 4.1%), transportation and storage (by 2.2%), information and communication (by 1.4%), construction (by 0.8%).

Whereas a decrease in the average gross wages and salaries was recorded in the industry section (by 2.5%).

Average monthly gross wages and salaries in the enterprise sector in December 2018 amounted to PLN 6453.48 and were by 4.0% higher than in December 2017

Chart 3. Relative deviations of monthly gross wages and salaries in selected sections from average wages and salaries in the enterprise sector in December 2018



Compared to December 2017, an increase in the average gross wages and salaries was recorded in the sections: accommodation and catering (by 12.6%), administrative and support service activities (by 7.9%), information and communication and real estate activities (by 6.7% each), trade; repair of motor vehicles (by 6.2%), transportation and storage (by 1.3%), industry (by 0.7%), arts, entertainment and recreation (by 0.2%), professional, scientific and technical activities (by 0.1%).

On the other hand, the decrease in the average gross wages and salaries was recorded in the construction section (by 2.5%).

Industry

Sold production of industry in December 2018 amounted to (in current prices) PLN 11320.2 mln and was (in constant prices) higher than in the corresponding month of 2017 by 6.4%. In comparison to December 2017, sold production in manufacturing decreased by 0.8%.

In January–December 2018, sold production of industry amounted to PLN 125509.6 mln (in current prices) and was (in constant prices) higher by 6.0% than in the corresponding period of 2017. Production in manufacturing increased by 4.9%.

Among divisions included in manufacturing, the sale increased among others in: manufacture of other transport equipment (by 51.7%), manufacture of wearing apparel (by 34.6%), manufacture of furniture (by 27.9%), other manufacturing (by 23.8%), manufacture of textile products

Sold production of industry (in constant prices) in December 2018 was by 6.4% higher than a year before

(by 21.8%), manufacture of pharmaceutical products (by 16.6%), manufacture of other non-metallic mineral products (by 16.4%), manufacture of metal products (by 15.1%).

The decrease in sales was recorded, among others, in: manufacture of machinery and equipment n.e.c. (by 24.6%), manufacture of products of wood, cork, straw and wicker (by 12.9%), printing and reproduction of recorded media (by 10.0%), repair and installation of machinery and equipment (by 5.3%).

Labour productivity in industry, measured by the value of sold production per 1 employed person, in January–December 2018 amounted to PLN 687.5 thous. (in current prices) and was – in constant prices – by 3.5% higher than a year before.

Construction

Sold production of construction in December 2018 amounted to (in current prices) PLN 4835.4 mln and compared to November 2018, was by 6.3% higher, and compared to the corresponding period of the previous year, increased by 11.6%.

In January–December 2018, sold production of construction reached PLN 50876.1 mln, i.e. by 21.2% higher than in the corresponding period of 2017.

Construction and assembly production in December 2018 amounted to PLN 1471.3 mln (in current prices) and accounted for 30.4% of sold production of construction. Compared to the previous month, construction and assembly production increased by 4.9%, and in comparison with December 2017 increased by 3.8%.

In January–December 2018, construction and assembly production amounted to PLN 14286.4 mln and accounted for 28.1% of sold production of construction (a year before 29.7%). In comparison with the corresponding period of the previous year, construction and assembly production increased by 14.7%.

The increase in production compared to the corresponding period of 2017 was recorded in enterprises carrying out specialized construction activities (by 39.6%), in entities dealing with civil engineering (by 11.5%), in entities dealing with construction of buildings (by 8.3%).

Labour productivity measured by production per 1 person employed in construction, in December 2018 amounted to PLN 91.6 thous. and was higher by 5.5% than a month before and by 4.9% than in December 2017.

Trade

Retail sales realized by trade and non-trade enterprises in December 2018 (in current prices) were by 18.7% higher than in November 2018 and by 5.9% higher than in December 2017.

In comparison with November 2018, higher, among others, was the retail sales of press, books, other sales in specialized stores (by 53.9%), food, beverages and tobacco (by 37.2%), furniture, electronics and household appliances (by 22.2%), pharmaceuticals, cosmetics and orthopedic equipment (by 22.0%), textiles, clothing and footwear (by 19.7%).

Whereas, lower, among others, was the sale conducted by mail order houses (by 16.1%), sales of solid, liquid and gas fuels (by 5.3%), motor vehicles, motorcycles, parts (by 2.3%).

Compared to December 2017, the sales increased in the groups: “others” (by 18.4%), “textiles, clothing and footwear” (by 10.1%). There was also an increase in the sales of solid, liquid and gas fuels (by 9.2%), furniture, electronics and household appliances (by 7.3%), other retail sales in non-specialized stores (by 6.8%), food, beverages and tobacco (by 4.9%), press, books, other sales in specialized stores (by 4.7%).

However, there was a decrease in the sales of: pharmaceuticals, cosmetics and orthopedic equipment (by 12.1%), retail sales conducted by mail order houses (by 7.8%), motor vehicles, motorcycles, parts were lower (by 5.6%).

Construction and assembly production (in current prices) in December 2018 was by 3.8% higher than a year before

Retail sales (in current prices) realized by trade and non-trade enterprises in November 2018 was by 5.9% higher than in December 2017

In January–December 2018, in comparison with the corresponding period of 2017, retail sales increased by 6.9%.

Wholesale in trade enterprises in December 2018 (in current prices) was by 12.3% lower than in the previous month and by 11.9% higher compared to December 2017, and in wholesale enterprises it was lower by 14.0% and higher by 11.6%, respectively.

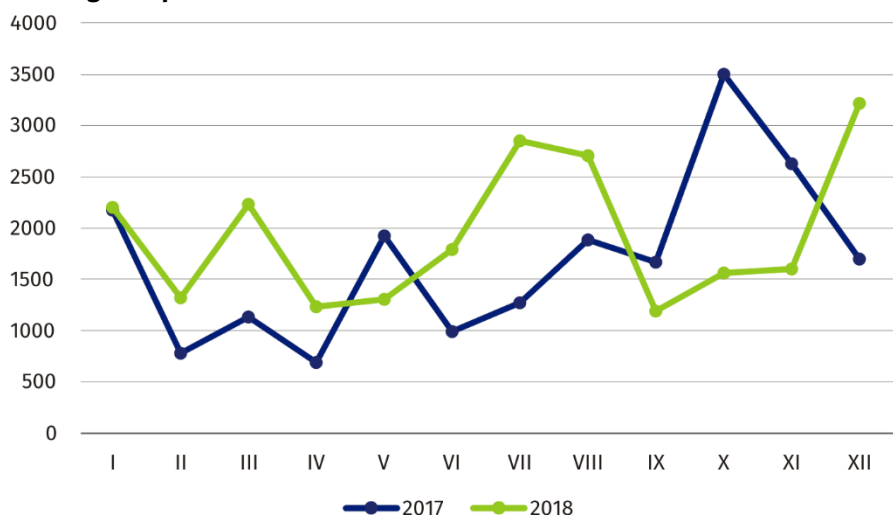
In January–December 2018, wholesale in trade enterprises was higher by 13.5% than in the previous year, while in wholesale enterprises higher by 11.2%.

Wholesale (in current prices) in trade enterprises was by 11.9% higher than a year before

Housing construction¹

According to preliminary data, in Warszawa in January–December 2018, 23216 dwellings were completed (by 14.2% more than in the corresponding period of 2017), and in Mazowieckie voivodship 40828 dwellings, i.e. by 9.5% more than in January–December 2017. An increase in the number of dwellings completed was recorded in construction for sale or rent from 19071 to 22292 dwellings, i.e. by 16.9% more, in municipal construction from 54 to 68 dwellings, i.e. by 25.9% more. While private construction recorded a decrease from 754 to 661 dwellings, i.e. by 12.3% less, in cooperative construction from 452 to 138 dwellings, i.e. by 69.5% less. Moreover, in January–December 2018, 56 dwellings were completed by public building societies and 1 in company construction.

Chart 4. Dwellings completed



In January–December 2018, construction began in 24245 dwellings (by 6.5% more than in the corresponding period of 2017), of which: 23488 in construction for sale or rent, 585 in private construction, 87 in cooperative construction, 85 in public building societies.

In January–December 2018, the number of dwellings for which permits have been granted or which have been registered with a construction project amounted to 25010 (by 3.9% more than in the corresponding period of 2017), of which 753 dwellings in buildings built by private investors.

The average useful floor area of a completed dwelling in January–December 2018 amounted to 60.2 m² and decreased in comparison with the corresponding period of 2017 by 2.9 m². In private construction, the average useful floor area of a dwelling amounted to 185.6 m² (by 3.0m² less than in the corresponding period of 2017), in cooperative construction – 57.5m²(by 9.4m² less), in dwellings built by public building societies – 55.9 m², in construction for sale or rent – 56.6 m² (by 1.5 m² less), in municipal construction – 52.1 m² (by 11.0 m² more).

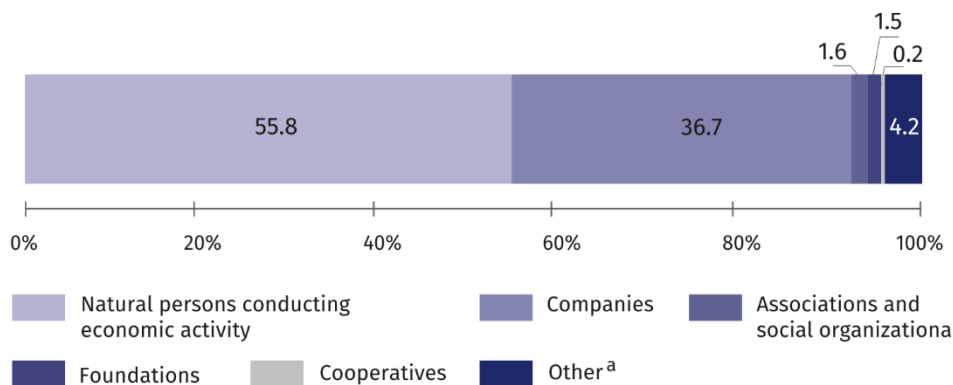
In January–December 2018, construction began in 24245 dwellings, i.e. by 6.5% more than in the corresponding period of the previous year

¹ Reporting data – may change after preparing quarterly reports.

Entities of the national economy²

At the end of December 2018, there were 433823 entities of the national economy registered in the REGON register in Warszawa, which accounted for 53.1% of the total in Mazowieckie voivodship. Compared with September 2018, the number of entities of the national economy increased by 6058 (i.e. by 1.4%), and compared to December 2017 decreased by 853 (i.e. by 0.2%).

Chart 5. Structure of entities of the national economy by legal status in 2018
As of 31 XII



a Of which state owned enterprises.

In the capital, in December 2018, the most numerous were entities dealing with trade; repair of motor vehicles – 85182 (19.6%), professional, scientific and technical activities – 82990 (19.1%), information and communication – 40396 (9.3%), construction – 31632 (7.2%), real estate activities – 26478 (6.1%), other service activities – 25893 (6.0%), manufacturing – 23704 (5.5%).

Compared to September 2018, the number of entities increased among others in the sections: water supply; sewerage, waste management and remediation activities (3.2%), information and communication (by 2.8%), administrative and support service activities (by 2.1%), human health and social work activities (by 1.9%), education and arts, entertainment and recreation (by 1.7% each), professional, scientific and technical activities (by 1.6%), real estate activities (by 1.5%), accommodation and catering and other service activities (by 1.4% each).

In comparison with December 2017, the number of entities decreased in the sections: mining and quarrying (by 9.5%), trade; repair of motor vehicles (by 7.8%), agriculture, forestry and fishing (by 7.0%), manufacturing (by 6.4%), other service activities (by 3.6%).

Whereas the increase in the number of entities was recorded, for example, in the sections: information and communication (by 7.1%), education (by 5.7%), water supply; sewerage, waste management and remediation activities (by 5.2%), human health and social work activities (by 4.7%), administrative and support service activities (by 4.6%), accommodation and catering (by 3.8%), real estate activities (by 3.2%).

At the end of December 2018, the most numerous group of entities by kind of conducted activity represented units dealing with trade; repair of motor vehicles (85182)

² Excluding persons tending private farms in agriculture.

Prepared by:
Mazovian Centre for Regional Surveys
Statistical Office in Warszawa
Małgorzata Bieñkowska
Joanna Podolska
Tel: 22 464 21 96, 22 464 20 96
e-mail: m.bienkowska@stat.gov.pl
e-mail: j.podolska@stat.gov.pl

Issued by:
Statistical Information Centre
Marcin Kałuski
Tel: 22 464 20 91
e-mail: m.kaluski@stat.gov.pl

Translated by:
Agnieszka Gromek-Żukowska
Tel: 22 464 22 42
e-mail: a.gromek-zukowska@stat.gov.pl

Press Office

tel.: 22 464 20 91

e-mail: m.kaluski@stat.gov.pl



warszawa.stat.gov.en



@Warszawa_STAT

Related information

[Communications and Announcements](#)

Data available in databases

[Local Data Bank → Labour market](#)

Terms used in official statistics

[Registered unemployed persons](#)

[Registered unemployed rate](#)

[Average employment](#)

[Average monthly gross wages and salaries](#)

[Dwellings completed](#)

[Gross turnover profitability rate](#)

[Net turnover profitability rate](#)

