

Statistics of Warszawa No. 7/2018

29.08.2018

Sold production of construction (in current prices) in July 2018 was higher by 18.1% than a year before

Average employment in enterprise sector in July 2018 was by 2.1% higher than a year before

↑ 106.8

Indices of construction and assembly production y/y

In July 2018, the average employment in enterprise sector was by 2.1% higher compared to the previous year. The number of registered unemployed persons was lower than that recorded a month before and a year before. The average monthly gross wages and salaries in the enterprise sector increased by 7.2% annually. Compared to July 2017, there was an increased in sold production of industry and sold production of construction. Both, the retail sale and wholesale were higher than a year before. In January-July this year, there were more dwellings completed than a year before.

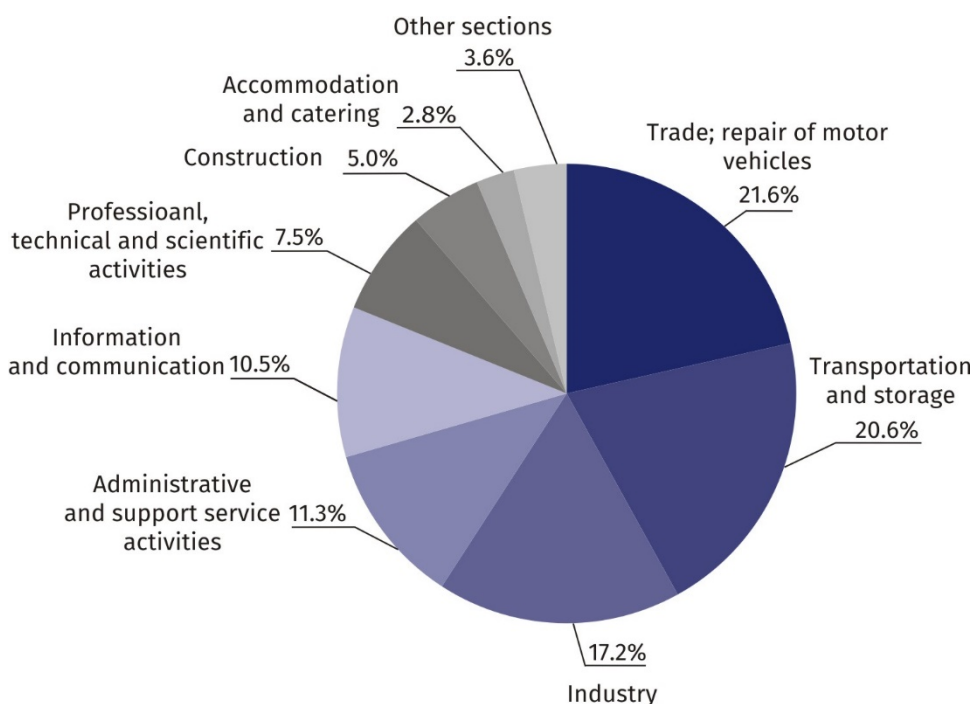
Average employment

The average employment in enterprise sector in July 2018 amounted to 1 063.3 thous. persons and was by 3.8 thous. persons, i.e. by 0.4% higher than in June 2018 and by 21.6 thous., i.e. by 2.1% higher than in July 2017.

In comparison with June 2018, an increase in the average employment was noted in the sections: accommodation and catering (by 4.0%), administrative and support service activities (by 1.1%), professional, scientific and technical activities (by 0.7%), trade; repair of motor vehicles (by 0.4%), transportation and storage (by 0.3%), real estate activities (by 0.1%).

The decrease in the average employment was recorded in the sections: construction (by 1.0%), arts, entertainment and recreation (by 0.4%), industry (by 0.2%).

Figure 1. Structure of average employment by sections of PKD in July 2018



Compared to July 2017, an increase in the average employment was recorded in the sections: professional, scientific and technical activities (by 9.5%), construction (by 7.5%), trade; repair of motor vehicles (by 3.7%), industry (by 1.9%), information and communication (by 1.5%), accommodation and catering (by 1.3%).

The decrease in the average employment was noted in sections connected with arts, entertainment and recreation (by 2.5%), administrative and support service activities (by 1.1%), real estate activities (by 0.5%), transportation and storage (by 0.3%).

Registered unemployment

At the end of July 2018, the number of registered unemployed persons amounted to 22 324 persons and was by 468 persons, i.e. by 2.1% lower than at the end of June 2018 and by 7 785 persons, i.e. by 25.9% lower than in the corresponding period of 2017.

The number of registered unemployed women amounted to 11 448, which constituted 51.3% of the total unemployed (a month before 50.6%, and a year before 50.9%) and 15.5% of unemployed women in Mazowieckie voivodship. Compared to June 2018, the number of unemployed women decreased by 76 persons, i.e. by 0.7%, and in comparison with June 2017, it decreased by 3 868 persons, i.e. by 25.3%.

The registered unemployment rate amounted to 1.7% (1.8% a month before, and 2.3% a year before), the average in Mazowieckie voivodship was 5.1% (5.1% a month before, and 6.1% a year before), while the national average was estimated at 5.9% (5.9% a month before, and 7.0% a year before).

In July 2018, there were 2 965 persons registered in labour offices (2 706 in June 2018, and 3 331 in July 2017). Registered unemployed persons accounted for 17.9% of the total registered unemployed in the voivodship.

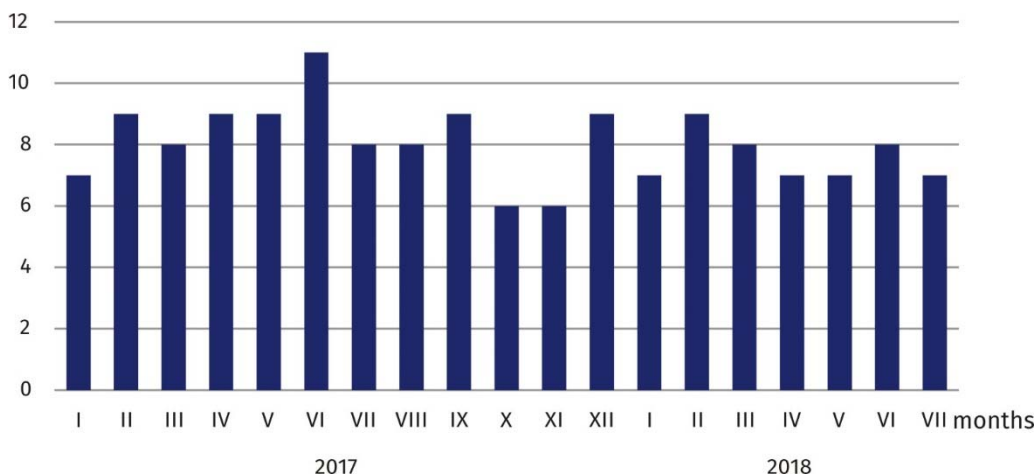
The number of persons registering for the first time amounted to 866 (718 a month before), which accounted for 29.2% of the total unemployed who entered the register in July 2018 and 23.2% of persons registered for the first time in the voivodship. The share of persons terminated due to company reasons among the unemployed in July 2018 amounted to 1.9% (in Mazowieckie voivodship 4.2%), a month before 2.4%, a year before 5.2%.

In July 2018, 3 433 persons were removed from the register of the unemployed (3 320 in June 2018, and 3 653 in July 2017), which accounted for 20.1% of persons removed from the register in Mazowieckie voivodship. Out of deregistered unemployed persons, 1 374 persons started work. Moreover, 1 214 persons lost their status of the unemployed as a result of not confirming their willingness to take up work. The reason for removing from the register was also voluntary resignation from the unemployment status, starting a training or internship, acquisition of retirement rights or pre-retirement benefit, acquisition of pension rights and other.

There were 18 840 persons who were not entitled to the unemployment benefit, i.e. 84.4% of the total unemployed (a year before 25 646 persons, i.e. 85.2%). Whereas 3 484 unemployed persons were entitled to the unemployment benefit.

At the end of July 2018, the number of registered unemployed persons was by 25.9% lower than a year before, and the unemployment rate amounted to 1.7%

Figure 2. Number of unemployed persons per 1 job offer (as of the end of month)



In July 2018, there were 4 855 job offers in labour offices, which accounted for 29.0% of job offers in Mazowieckie voivodship and at the end of this month, the labour offices had job offers for 3 143 persons. At the end of July 2018, there were 7 persons per 1 job offer (8 a month before and a year before), in Mazowieckie voivodship 12 persons (a month before 13, and a year before 12) registered as unemployed.

Wages and salaries

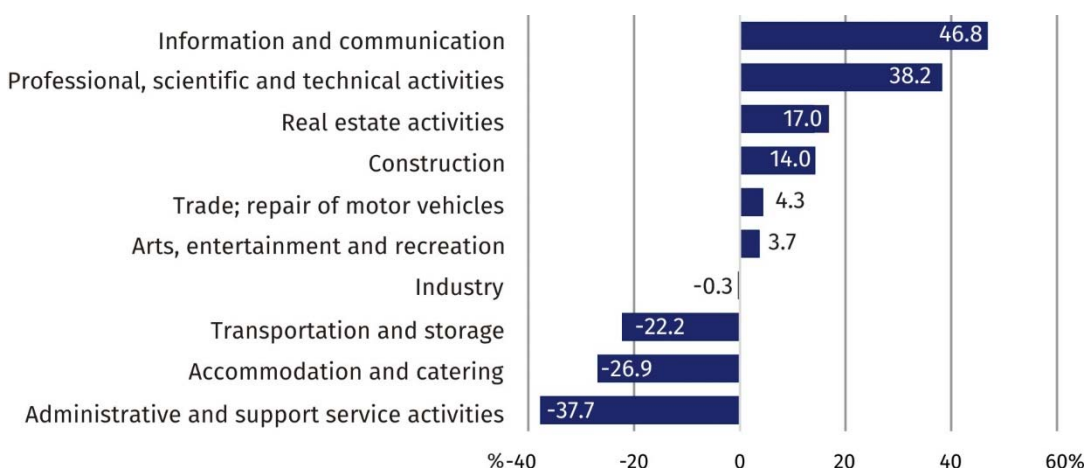
The average monthly gross wages and salaries in the enterprise sector in July 2018, amounted to 6 064.00 zł and were by 0.5% lower compared to the previous month and by 7.2% higher compared to the corresponding period of 2017.

In comparison with June 2018, a decrease in the average gross wages and salaries was recorded in the sections: trade; repair of motor vehicles (by 3.8%), industry and transportation and storage (by 1.2% each), administrative and support service activities (by 0.9%), construction (by 0.4%).

The increase in the average gross wages and salaries was recorded in the sections: arts, entertainment and recreation (by 20.7%), accommodation and catering (by 5.5%), information and communication (by 3.5%), real estate activities (by 2.2%), professional, scientific and technical activities (by 0.7%).

Average monthly gross wages and salaries in enterprise sector in July 2018 amounted to 6 064.00 zł and were by 7.2% higher than in July 2017

Figure 3. Relative deviations of average monthly gross wages and salaries in selected sections from the average wages and salaries in the enterprise sector in July 2018



Compared to July 2017, an increase in the average gross wages and salaries was recorded in the sections: accommodation and catering (by 11.1%), real estate activities (by 9.7%), trade; repair of motor vehicles (by 9.1%), arts, entertainment and recreation (by 8.4%), construction (by 8.0%), industry (by 7.5%), administrative and support service activities (by 6.7%), professional, scientific and technical activities (by 5.6%), information and communication (by 4.6%), transportation and storage (by 3.9%).

Industry

Sold production of industry in July 2018 amounted to (in current prices) 9 448.3 mln zł and was (in constant prices) higher than in July 2017 by 12.5%. In comparison with July 2017, there was an increase in sold production in manufacturing by 12.3%.

In January-July 2018, sold production of industry amounted to 71 035.7 mln zł (in current prices) and was (in constant prices) higher by 5.6% than in the corresponding period of 2017. In manufacturing, there was an increase in production by 5.4%.

Among divisions included in manufacturing, sales increased among others, in: other manufacturing (by 84.0%), manufacture of wearing apparel (by 57.9%), manufacture of other transport equipment (by 34.8%), manufacturing of pharmaceutical products (by 27.5%), manufacture of metal products (by 21.3%), manufacture of furniture (by 20.6%), manufacture of textiles (by 17.2%), manufacture of motor vehicles, trailers and semi-trailers (by 14.6%).

Sold production of industry (in constant prices) in July 2018 was by 12.5% higher than in the previous year

A decrease in sales was recorded among others in: manufacture of machinery and equipment n.e.c. (by 29.9%), manufacture of products of wood, cork, straw and wicker (by 16.4%), printing and reproduction of recorded media (by 11.7%), manufacture of chemicals and chemical products (by 8.1%), manufacture of beverages (by 1.9%).

Labour productivity in industry measured by the value of sold production per 1 employed person, in January-July 2018 amounted to 389.2 thous. zł (in current prices) and was – in constant prices – by 3.2% higher than in the previous year.

Construction

Sold production of construction in July 2018 amounted to (in current prices) 4 298.5 mln zł and compared to June 2018 was higher by 8.5%, and compared to the corresponding period of the previous year it increased by 18.1%.

In January-July 2018, sold production of construction amounted to 25 997.6 mln zł, i.e. it was by 16.2% higher than in the corresponding period of 2017.

Construction and assembly production in July 2018 amounted to 1 375.9 mln zł (in current prices) and accounted for 32.0% of sold production of construction. In comparison with the previous month, construction and assembly production increased by 13.2%, and in comparison with July 2017 it increased by 6.8%.

In January-July 2018, construction and assembly production amounted to 7 310.9 mln zł and made up 28.1% of sold production of construction (a year before 28.9%). Compared to the corresponding period of the previous year, construction and assembly production was higher by 13.1%.

The increase in production in relation to the corresponding period of 2017 was recorded in enterprises carrying out specialized construction activities (by 30.4%), in units dealing with civil engineering (by 12.5%), in entities dealing with construction of buildings (by 6.1%).

Labour productivity, measured by production per 1 person employed in construction, in July 2018 amounted to 81.4 thous. zł and was by 9.5% higher than a month before and by 9.9% higher than in July 2017.

Trade

Retail sales in trade and non-trade enterprises in July 2018 (in current prices) was by 0.4% lower than in June 2018 and by 11.5% higher than in July 2017.

Compared to June 2018, lower, among others, was the sale of: other retail sales in non-specialized stores (by 6.7%), textiles, clothing and footwear (by 5.7%), pharmaceuticals, cosmetics, orthopedic equipment (by 3.2%), food, beverages, tobacco (by 2.9%), motor vehicles, motorcycles, parts (by 2.1%).

An increase was recorded, among others, in the sale of: solid, liquid and gas fuels (by 4.4%), press, books, other sale in specialized stores (by 3.1%), retail sales conducted by mail order houses (by 2.5%).

Compared to July 2017, the sale increased in the groups: "solid, liquid and gas fuels" (by 25.2%), "other" (by 23.1%). There was also an increase, among others, in the sale of: motor vehicles, motorcycles, parts (by 11.4%), pharmaceuticals, cosmetics, orthopedic equipment (by 7.7%), other retail sales in non-specialized stores (by 7.4%), press, books, other sales in specialized stores (by 6.2%), furniture, electronics and household appliances (by 5.8%), textiles, clothing and footwear (by 5.7%).

In January-July 2018, in comparison with the corresponding period of 2017, the retail sales increased by 8.1%.

Wholesale in trade enterprises in July 2018 (in current prices) was by 9.8% lower compared to the previous month and by 12.3% higher compared to July 2017, and in wholesale enterprises it was respectively lower by 6.4% and higher by 10.8%.

In January-July 2018, wholesale in trade enterprises was by 11.8% higher than in the previous year, while in wholesale enterprises higher by 7.9%.

Construction and assembly production (in current prices) in July 2018 was by 6.8% higher than a year before

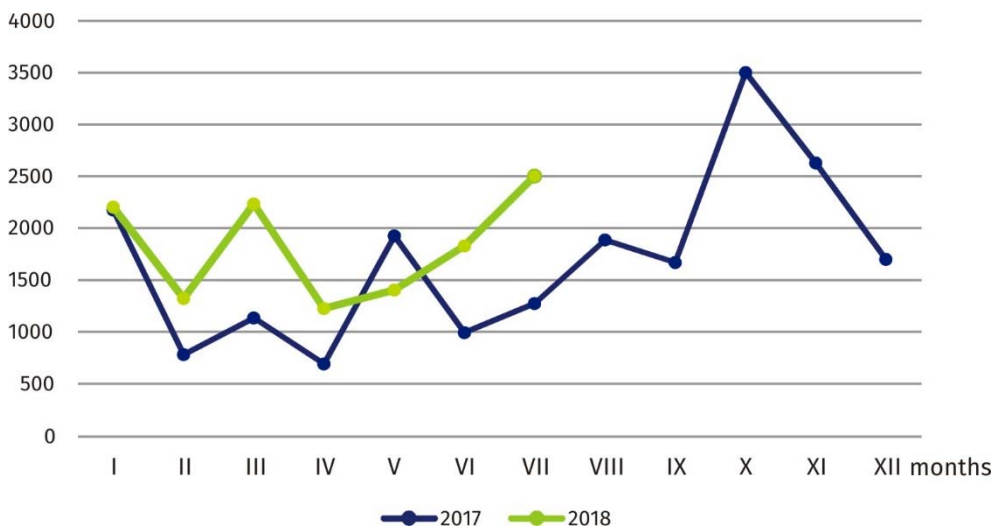
Retail sales (in current prices) in trade and non-trade enterprises in July 2018 was by 11.5% higher than in July 2017

Wholesale (in current prices) in trade enterprises was by 12.3% higher than a year before

Housing construction¹

According to preliminary data, in Warszawa in January-July 2018, 12 705 dwellings were completed (by 41.7% more than in the corresponding period of 2017), and in Mazowieckie voivodship 22 182 dwellings, i.e. by 19.5% more than in January-July 2017. An increase in the number of completed dwellings was recorded in construction for sale or rent from 8 349 to 12 348, i.e. by 47.9% more. Whereas, a decrease was recorded in private construction from 438 to 357, i.e. by 18.5% less.

Figure 4. Dwellings completed



In January-July 2018, the construction has begun in 14 375 dwellings (by 13.9% more than in the corresponding period of 2017), of which: 13 827 in construction for sale or rent, 376 in private construction, 87 in cooperative construction.

In January-July 2018, the number of dwellings for which permits have been granted or for which notifications with a construction project were submitted amounted to 14 357 (by 13.8% less than in the corresponding period of 2017), of which 438 dwellings in buildings built by private investors.

The average useful floor area of a dwelling completed in January-July 2018 amounted to 58.5 m² and decreased compared to the corresponding period of 2017 by 8.4 m². In private construction, the average useful floor area of a dwelling amounted to — 189.9 m² (by 0.3 m² less than in the corresponding period of 2017), in construction for sale or rent — 55.1 m² (by 5.9 m² less).

In January-July 2018, construction in 14 375 dwellings has begun, i.e. by 13.9% more than in the corresponding period of the previous year

¹ Reporting data – may change after preparing quarterly reports.

Due to the data imputation system implemented since 2018 for surveyed entities that did not submit a report, data on the average employment, average monthly gross wages and salaries, sold production of industry, construction and assembly production and retail sales were changed in relation to previously published data. The imputation of missing records consists in supplementing information on statistical units by replacing missing data with the value resulting from gained knowledge on all values of a given variable in the data set, in accordance with the adopted procedure.

Prepared by:
Mazovian Centre for Regional Surveys
Statistical Office in Warszawa
Małgorzata Bieńkowska
Joanna Podolska
Tel: 22 464 21 96, 22 464 20 96
e-mail: m.bienkowska@stat.gov.pl
e-mail: j.podolska@stat.gov.pl

Issued by:
Statistical Information Centre
Marcin Kałuski
Tel: 22 464 20 91
e-mail: m.kaluski@stat.gov.pl

Press office

tel.: 22 464 20 91

e-mail: m.kaluski@stat.gov.pl



warszawa.stat.gov.pl



@Warszawa_STAT

Related information

[Communications and Announcements](#)

Data available in databases

[Local Data Bank → Labour market](#)

Terms used in official statistics

[Registered unemployed persons](#)

[Registered unemployment rate](#)

[Average employment](#)

[Average monthly gross wages and salaries](#)

[Dwellings completed](#)