

Statistics of Warszawa No. 5/2018

28.06.2018

↑ 114.6

Indices of construction and
assembly production y/y

In May 2018, the average employment in the enterprise sector was by 2.6% higher compared to the previous year. The number of registered unemployed persons was lower than that recorded a month ago and a year ago. The average monthly gross wages and salaries in the enterprise sector increased by 6.6% on a yearly basis. Compared to May 2017, an increase in sold production of industry and construction was reported. Both retail and wholesale sales were higher than a year before. In the period January–May this year, more dwellings were completed than in the previous year.

Sold production of industry (in constant prices) in May 2018 was higher by 3.7% than the year before

Average employment

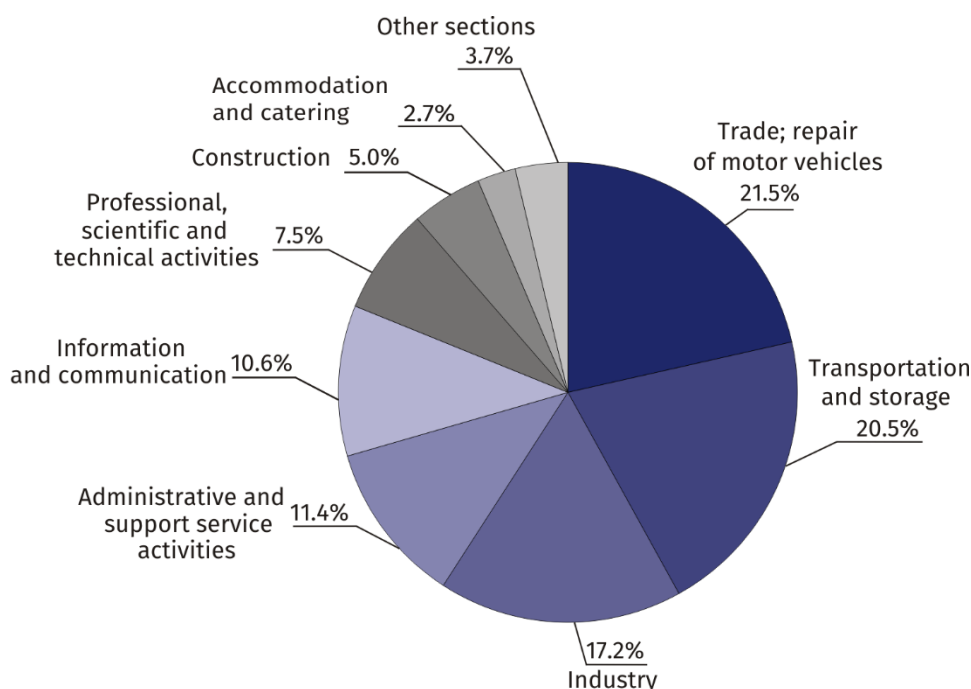
The average employment in the enterprise sector in May 2018, amounted to 1 058.2 thous. persons and was by 0.4 thous. persons lower than in April 2018 and by 27.1 thous. persons, i.e. by 2.6% higher than in May 2017.

In comparison with April 2018, a decrease in the average employment was noted in the sections: administrative and support service activities (by 1.2%), real estate activities (by 0.6%), industry (by 0.5%), trade; repair of motor vehicles (by 0.3%), and arts, entertainment and recreation (by 0.2%).

An increase in the average employment was recorded in the sections: professional, scientific and technical activities (by 1.5%), accommodation and catering (by 0.8%), transportation and storage (by 0.6%), information and communication (by 0.4%), construction (by 0.2%).

The average employment in the enterprise sector in May 2018 was by 2.6% higher than the year before

Figure 1. Structure of average employment by PKD sections in May 2018



In relation to May 2017, an increase in the average employment was noted in the sections: professional, scientific and technical activities (by 9.7%), accommodation and catering (by 4.7%), construction (by 4.1%), trade; repair of motor vehicles (by 4.0%), information and communication (by 2.2%), industry (by 2.1%), administrative and support service activities (by 1.9%), real estate activities (by 1.0%).

A decrease in the average employment was noted in the sections related to culture, entertainment and recreation (by 0.3%) as well as transportation and storage (by 0.2%).

Registered unemployment

At the end of May 2018, the number of registered unemployed persons amounted to 23 406 persons and was by 1016 persons, i.e. by 4.2% smaller than at the end of April 2018 and by 8 032 persons, i.e. by 25.5% smaller than in the corresponding period of 2017.

The number of registered unemployed women amounted to 11 769, which accounted for 50.3% of the total unemployed persons (50.1% a month before, and 49.7% a year before) and 15.8% of unemployed women in Mazowieckie voivodship. Compared to April 2018, the number of unemployed women decreased by 462 persons, i.e. by 3.8%, and in comparison to May 2017, it decreased by 3 865 persons, i.e. by 24.7%.

The registered unemployment rate amounted to 1.8% (1.9% a month before, and 2.4% a year before), the average in Mazowieckie voivodship amounted to 5.2% (5.4% a month before, and 6.4% a year before), while in the country it was 6.1% (6.3% a month before, 7.3% a year before).

In May 2018, 2 587 unemployed persons were registered in labour offices (2 779 in April 2018, and 3 129 in May 2017). Registered unemployed persons accounted for 18.1% of the total registered unemployed persons in the voivodship.

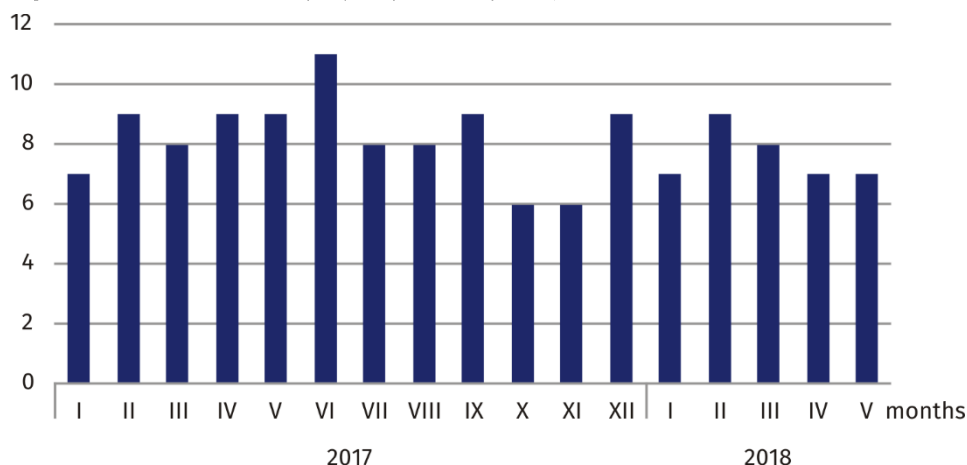
The number of persons registered for the first time amounted to 741 (834 in the previous month), which accounted for 28.6.0% of the total unemployed persons who registered in May 2018 and 22.0% of persons registered for the first time in the voivodship. The share of persons dismissed due to company reasons among unemployed persons registered in May 2018 amounted to 2.1% (3.7% in Mazowieckie voivodship), 1.9% a month before, and 4.3% a year before.

In May 2018, 3 603 persons were removed from the register of the unemployed (3 629 in April 2018, and 3 962 in May 2017), which accounted for 19.1% of persons removed from the register of the unemployed in Mazowieckie voivodship. Out of unemployed persons removed from the register, 1 596 persons started work. More than 1 214 persons lost the status of unemployed person as a result of not confirming their readiness to start work. The reason for removing from the register was also voluntary resignation from the unemployed status, starting a training or internship, acquisition of retirement rights or pre-retirement benefit, acquisition of pension rights and other.

There were 19 973 persons, i.e. 85.3% of the total registered unemployed persons, who were not entitled to the unemployment benefit (26 914 persons, i.e. 85.6%). Whereas there were 3 433 unemployed persons who were entitled to the unemployment benefit.

At the end of May 2018, the number of registered unemployed persons was by 25.5% smaller than a year before, and the unemployment rate amounted to 1.8%

Figure 2. Number of unemployed persons per 1 job offer (as of the end of month)



In May 2018, 5 598 job offers were submitted to labour offices, which accounted for 26.9% of job offers in Mazowieckie voivodship and at the end of this month the labour offices had job offers for 3 414 persons. There were 7 persons per one job offer at the end of May 2018 (7 a month before, and 9 a year before), in Mazowieckie voivodship 11 persons (a month before, as a year before – 12) who were registered as unemployed.

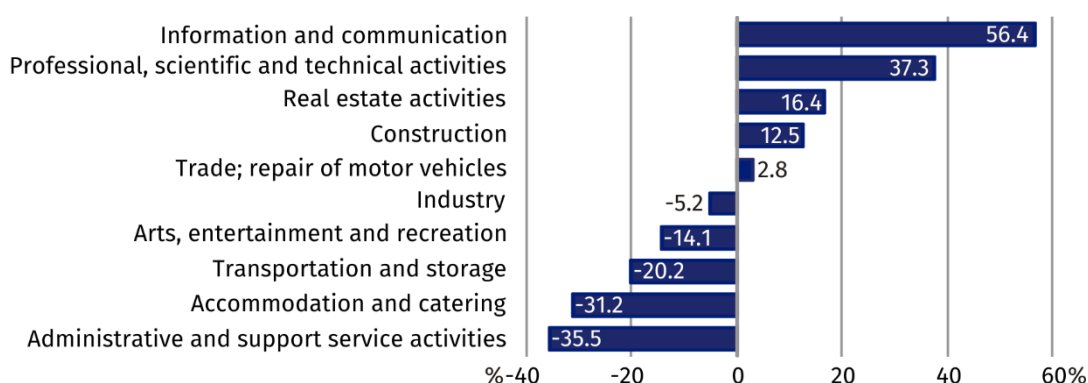
Wages and salaries

Average monthly gross wages and salaries in the enterprise sector in May 2018 amounted to 5 983.37 zł and were by 4.5% lower compared to the previous month and by 6.6% higher than in the corresponding period of 2017.

In comparison with April 2018, a decrease in the average monthly gross wages and salaries was noted in the sections: construction (by 10.4%), industry (by 10.2%), real estate activities (by 6.8%), trade; repair of motor vehicles (by 6.6%), arts, entertainment and recreation (by 4.6%), professional, scientific and technical activities (by 4.3%), administrative and support service activities (by 2.6%), transportation and storage (by 0.7%).

An increase in the average gross wages and salaries was noted in the sections: accommodation and catering (by 1.8%), and information and communication (by 1.2%).

Figure 3. Relative deviations of average monthly gross wages and salaries in selected sections from the average wages and salaries in the enterprise sector in May 2018



Compared to May 2017, an increase in the average gross wages and salaries was recorded in the sections: construction (by 13.1%), administrative and support service activities (by 12.5%), accommodation and catering (by 8.4%), information and communication (by 8.2%), professional, scientific and technical activities (by 5.5%), transportation and storage and industry (by 4.9% each), trade; repair of motor vehicles and real estate activities (by 4.0% each), arts, entertainment and recreation (by 2.9%).

Industry

Sold production of industry in May 2018, amounted to (in current prices) 9 358.5 mln zł and was (in constant prices) larger compared with May 2017 by 3.7%. In relation to May 2017, an increase in the sold production in manufacturing by 5.8% was recorded.

In January–May 2018, the sold production of industry amounted to 51 338.3 mln zł (in current prices) and was (in constant prices) higher by 6.6% than in the corresponding period of 2017. An increase in production by 7.4% was recorded in manufacturing.

Among divisions included in manufacturing, an increase in sales was, among others, in: manufacture of wearing apparel (by 42.6%), manufacture of furniture (by 36.4%), manufacture of other transport equipment (by 29.8%), manufacture of textiles (by 24.7%), manufacture of pharmaceutical products (by 24.3%), manufacture of electrical equipment (by 17.9%), manufacture of metal products (by 15.3%), manufacture of other non-metallic mineral products (by 11.4%).

A decrease in sales was noted in: manufacture of machinery and equipment (by 16.4%), manufacture of products of wood, cork, straw and wicker (by 12.0%), manufacture of chemicals and chemical products (by 8.5%), printing and reproduction of recorded media (by 7.8%).

Average monthly gross wages and salaries in the enterprise sector in May 2018 amounted to 5 983.37 zł and was by 6.6% higher than in May 2017

Sold production of industry (in constant prices) in May 2018 was by 3.7% larger than a year before

Labour productivity in industry, measured by the value of sold production per one employed person in January–May 2018 amounted to 281.9 thous. zł (in current prices) and was – in constant prices – by 4.0% higher than in the previous year.

Construction

Sold production of construction in May 2018, amounted to (in current prices) 3.696.8 mln zł and compared to April 2018 was higher by 17.8%, and in comparison to the corresponding period of the previous year it increased by 14.3%.

In January–May 2018, sold production of construction reached 15 912.1 mln zł, i.e. by 15.6% higher than in the corresponding period of 2017.

Construction and assembly production in May 2018 amounted to 1 143.5 mln zł (in current prices) and accounted for 30.9% of sold production of construction. Compared to the previous month, construction and assembly construction increased by 20.3%, and compared to May 2017, it increased by 14.6%.

In January–May 2018, construction and assembly production amounted to 4 734.7 mln zł and accounted for 29.8% of sold production of construction (26.9% a year before). In comparison with the corresponding period of the previous year, construction and assembly production was higher by 27.8%.

An increase in production compared to the corresponding period of 2017 was recorded among units dealing with civil engineering (by 47.7%), in enterprises performing specialized construction activities (by 33.3%), in entities dealing with construction of buildings (by 5.4%).

Labour productivity, measured by production per 1 person employed in construction, in May 2018 amounted to 70.5 thous. zł and was by 17.6% higher than a month before and by 9.7% higher than in May 2017.

Construction and assembly production (in current prices) in May 2018 was by 14.6% higher than in the previous year

Trade

Retail sales realized by trade and non-trade enterprises in May 2018 (in current prices) was by 1.8% higher than in April 2018 and by 8.1% higher compared to May 2017.

In comparison with April 2018, higher, among others, was the sale of: other retail sales in non-specialized stores (by 14.0%), solid, liquid and gas fuels (by 10.1%), food, beverages and tobacco (by 4.5%), furniture, electronics and household appliances (by 1.0%).

Whereas smaller was, among others, the sale of: textiles, clothing and footwear (by 5.6%), pharmaceuticals, cosmetics, orthopedic equipment (by 4.0%), press, books, other sale in specialized stores (by 3.9%), motor vehicles, motorcycles, parts (by 0.4%).

In comparison with May 2017, the sale was higher in the groups: „solid, liquid and gas fuels” (by 21.6%), „other” (by 17.8%). Also increased, among others, the sale of: food, beverages and tobacco (by 7.7%), other retail sales in non-specialized stores (by 7.4%), furniture, electronics and household appliances (by 6.8%), pharmaceuticals, cosmetics, orthopedic equipment (by 2.9%), press, books, other sale in specialized stores (by 1.1%).

Whereas smaller than in the previous year was, among others, the sale of motor vehicles, motorcycles, parts (by 2.4%), textiles, clothing and footwear (by 0.2%).

In January–May 2018, in comparison with the corresponding period of 2017, retail sales increased by 6.8%.

Wholesale in trade enterprises in May 2018 (in current prices) was by 0.2% higher compared to the previous month and by 8.4% higher compared to May 2017, and in wholesale enterprises was higher by 2.5% and higher by 8.2%, respectively.

In January–May 2018, wholesale in trade enterprises was by 9.4% larger than a year before, while in wholesale enterprises higher by 6.6%.

Retail sales (in current prices) realized by commercial and non-commercial companies in May 2018 was by 8.1% than in May 2017

Wholesale (in current prices) in trade enterprises was by 8.4% higher than in the previous year

Housing construction¹

According to preliminary data, in Warszawa in January–May 2018, 8 378 dwellings were completed (by 25.0% more than in the corresponding period of 2017), and in Mazowieckie voivodship 15 403 dwellings, i.e. by 10.7% more than in January–May 2017. An increase in the number of dwellings completed was recorded in construction for sale or rent from 6 197 to 8 135 dwellings, i.e. by 31.3% more. Whereas a decrease from 327 to 243 dwellings was recorded in private construction, i.e. by 25.7% less.

Figure 4. Dwellings completed



In January–May 2018, construction of 10 047 dwellings has begun (by 36.5% more than in the corresponding period of 2017), of which: 9 682 in construction for sale or rent, 280 in private construction.

In January–May 2018, the number of dwellings for which permits have been granted or for which notifications with a construction project were submitted amounted to 11 913 (by 1.2% more than in the corresponding period of 2017), of these 319 dwellings in buildings built by private investors.

The average area of a dwelling completed in January–May 2018, amounted to 59.1 m² and decreased compared to the corresponding period of 2017 by 8.1 m². In private construction, the average useful floor area of a dwelling amounted to – 201.7 m² (by 17.7 m² more than in the corresponding period of 2017), in construction for sale or rent – 54.9% (by 6.6 m² less).

In January–May 2018, construction of 10 047 dwellings has begun, i.e. by 36.5% more than in the corresponding period of the previous year

¹ Reporting data – may change after preparing quarterly reports.

Due to the data imputation system implemented since 2018 for surveyed entities that did not submit a report, data on the average employment, average monthly gross wages and salaries, sold production of industry, construction and assembly production and retail sales were changed in relation to previously published data. The imputation of missing records consists in supplementing information on statistical units by replacing missing data with the value resulting from gained knowledge on all values of a given variable in the data set, in accordance with the adopted procedure.

Prepared by:
Mazovian Centre for Regional Surveys
Statistical Office in Warszawa
Małgorzata Bieńkowska
Joanna Podolska
Tel: 22 464 21 96, 22 464 20 96
e-mail: m.bienkowska@stat.gov.pl
e-mail: j.podolska@stat.gov.pl

Issued by:
Statistical Information Centre
Marcin Kałuski
Tel: 22 464 20 91
e-mail: m.kaluski@stat.gov.pl

Translated by:
Agnieszka Gromek-Żukowska
Tel: 22 464 22 42
e-mail: a.gromek-zukowska@stat.gov.pl

Press office
tel.: 22 464 20 91
e-mail: m.kaluski@stat.gov.pl



warszawa.stat.gov.pl



@Warszawa_STAT

Related information

[Communications and Announcements](#)

Data available in databases

[Local Data Bank → Labour market](#)

Terms used in official statistics

[Registered unemployed persons](#)

[Registered unemployment rate](#)

[Average employment](#)

[Average monthly gross wages and salaries](#)

[Dwellings completed](#)

[Gross turnover profitability rate](#)

[Net turnover profitability rate](#)

Evaluate
the study

