

# Statistics of Warszawa No. 10/2023

6 December 2023

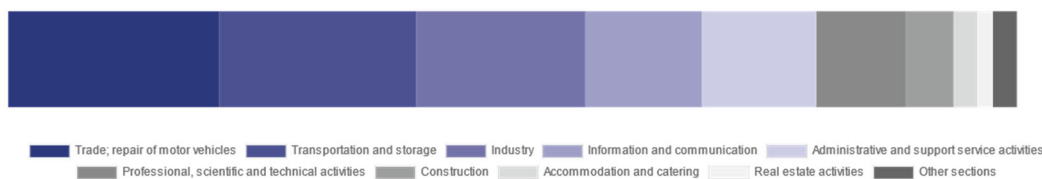
In October 2023, there was an increase in the average employment and a decrease in the number of unemployed persons compared to the corresponding period of previous year. Both, sold production of industry and construction and assembly production were higher than a year earlier. Compared to October last year, retail sales increased, but wholesale decreased. October was characterised by a lower number of dwellings completed than a year earlier.

## Average paid employment

Average paid employment in the enterprise sector in October 2023 amounted to 1,133.6 thousand persons (converted into full-time equivalents) and was by 0.7 thousand persons, i.e. by 0.1% larger than in September 2023, and by 12.2 thousand persons, i.e. by 1.1% higher than in October 2022.

Compared to September 2023, an increase in the average employment was recorded in the following sections: administrative and support service activities (by 0.7%), real estate activities (by 0.5%), professional, scientific and technical activities, trade; repair of motor vehicles as well as information and communication (by 0.1% each).

**Chart 1. Structure of average paid employment by sections of PKD in October 2023**



However, a decrease in the average employment was recorded in the sections: accommodation and catering (by 1.0%), industry (by 0.3%), and construction (by 0.2%).

As compared to October 2022, an increase in the average employment was recorded in the sections: professional, scientific and technical activities (by 5.2%), construction (by 4.3%), information and communication (by 2.9%), administrative and support service activities (by 2.7%), and industry (by 1.0%).

A decline in average employment occurred in the sections: trade; repair of motor vehicles (by 2.1%), accommodation and catering (by 0.4%), transportation and storage (by 0.3%).

## Registered unemployment

At the end of October 2023, the number of registered unemployed persons amounted to 18,503 and was by 258 persons, i.e. by 1.4% smaller than at the end of September 2023 and by 2,676 persons, i.e. by 12.6% smaller than in the corresponding period of 2022.

The number of registered unemployed women amounted to 8,860, which accounted for 47.9% of the total unemployed (48.5% a month and 50.8% a year before) and 16.1% of unemployed women in Mazowieckie Voivodship. As compared to September 2023, the number of unemployed women decreased by 238 persons, i.e. by 2.6% and compared to October 2022 decreased by 1,889 persons, i.e. by 17.6%.

The registered unemployment rate amounted to 1.4% (as in the previous month, and 1.5% in the previous year), in Mazowieckie Voivodship it was 4.1% (as a month before, and 4.2% a year before), while in the country at a level of 5.0% (as a month before and 5.1% a year before).

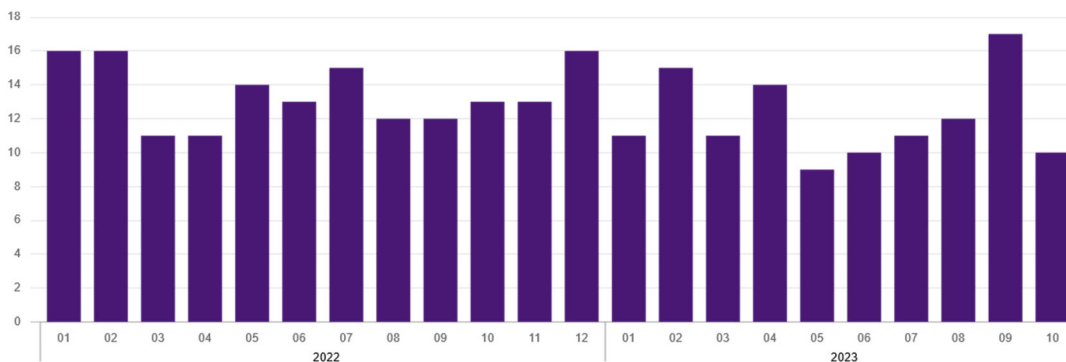
In October 2023, there were 2,909 unemployed persons registered in labour offices (2,839 in September 2023, and 2,852 in October 2022). Registered unemployed persons accounted for 20.3% of the total registered unemployed in the Voivodship.

The number of persons registering for the first time amounted to 988 (1042 a month before), which accounted for 34.0% of the total unemployed who registered in October 2023 and 25.6% of persons registering for the first time in the Voivodship. The share of persons terminated due to company reasons among unemployed persons registered in October 2023 amounted to 1.2% (3.4% in Mazowieckie Voivodship), 1.6% a month before and 1.4% a year before.

In October 2023, 3,167 persons were removed from unemployment rolls (2,931 in September 2023, and 3,704 in October 2022), which accounted for 20.5% of unemployed persons removed from unemployment rolls in Mazowieckie Voivodship. Out of the unemployed removed from unemployment rolls, 1,422 persons took up work. Moreover, 1,104 persons lost their status of the unemployed as a result of not confirming their readiness to take up work. The reason for removing from the register was also starting training or traineeship, acquisition of retirement or pension rights, and others.

There were 16,214 persons who were not entitled to the unemployment benefit, i.e. 87.6% of the total unemployed (18,929 persons a year before, i.e. 89.4%), whereas 2,289 unemployed persons were entitled to the unemployment benefit.

**Chart 2. Number of unemployed persons per job offer (as of end of month)**



In October 2023, there were 3,513 job offers submitted to labour offices, which accounted for 23.7% of job offers in Mazowieckie Voivodship and at the end this month the labour offices had job offers for 1,767 persons. At the end of October 2023, there were 10 persons per one job offer (17 a month before and 13 a year before), in Mazowieckie Voivodship 17 persons (15 a month before and 17 a year before) registered as unemployed.

### Wages and salaries

The average monthly gross wages and salaries in the enterprise sector in October 2023 amounted to PLN 9,242.72 and were by 4.6% higher as compared to the previous month and by 11.2% higher than in the corresponding period of 2022.

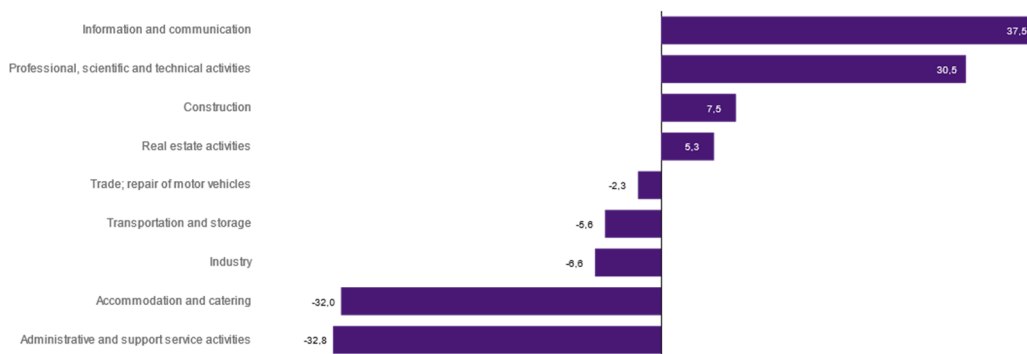
Compared to September 2023, the increase in the average gross wages and salaries was recorded in the following sections: transportation and storage (by 15.7%), construction (by 15.0%), professional, scientific and technical activities (by 3.3%), trade, repair of motor vehicles (by 3.1%), industry (by 1.9%), accommodation and catering (by 0.4%).

Whereas a decrease in the average gross wages and salaries was recorded in the sections: real estate activities (by 0.8%), information and communication (by 0.7%), administrative and support service activities (by 0.5%).

Compared to October 2022, an increase in the average gross wages and salaries was recorded in the sections: transportation and storage (by 16.1%), industry (by 14.2%), accommodation and catering (by 13.4%), administrative and support service activities (by 12.9%), trade; repair of motor vehicles (by 9.9%), information and communication (by 9.0%), professional, scientific and technical activities (by 8.9%), real estate activities (by 7.8%).

On the other hand, a decrease in the average gross wages and salaries occurred in the construction section (by 1.9%).

**Chart 3. Relative deviations (in %) of monthly gross wages and salaries in selected sections from average wages and salaries in enterprise sector in October 2023**



### Construction

Sold production of construction in October 2023 amounted (at current prices) to PLN 5,403.1 million and compared to September 2023 was smaller by 12.9%, and compared to the corresponding period of the previous year it decreased by 14.6%.

In the period January–October 2023, the sold production of construction amounted to PLN 56,477.6 million and was lower by 1.1% than in the corresponding period of 2022.

Construction and assembly production in October 2023 amounted to PLN 1,353.3 million (at current prices) and accounted for 25.0% of sold production of construction. Compared to the previous month, construction and assembly production decreased by 10.1%, and compared to October 2022 it was larger by 8.4%.

In the period January–October 2023, construction and assembly production amounted to PLN 12,905.5 million and accounted for 22.9% of the sold production of construction (20.1% the year before). Compared to the corresponding period of the previous year, construction and assembly production was higher by 12.3%.

The increase in production in relation to the corresponding period of 2022 occurred in units dealing with civil engineering (by 21.5%) and specialised construction activities (by 9.8%), whereas a decrease in units dealing with construction of buildings (by 3.3%).

Labour productivity measured by production per employed person in construction in October 2023 amounted to PLN 99.8 thousand and was by 12.8% lower than a month before and by 18.1% lower than in October 2022.

### Trade

Retail sales in trade and non-trade enterprises in October 2023 (at current prices) were by 3.2% higher than in September 2023 and by 3.2% higher compared to October 2022.

Compared to September 2023, there was an increase in sales of textiles, clothing and footwear (by 19.6%), other sales in specialised stores (by 14.9%), sales of pharmaceuticals, cosmetics, orthopedic equipment (by 9.1%), sales of motor vehicles, motorcycles, parts (by 5.0%).

On the other hand, there was a decrease in the sales of press, books, other sales in specialised stores (by 6.9%), sales of furniture, electronic goods and household equipment (by 0.9%).

Compared to October 2022, the increase was recorded in the sales of pharmaceuticals, cosmetics, orthopedic equipment (by 29.6%), sales of motor vehicles, motorcycles, parts (by 25.0%), sales of textiles, clothing and footwear (by 11.5%), other retail sales in non-specialised stores (by 10.1%), and sales of press, books, other sales in specialised stores (by 2.3%).

However, sales of solid, liquid and gas fuels decreased (by 16.3%), followed by the sales of furniture, electronic goods and household equipment (by 9.8%), sales of food, beverages and tobacco (by 4.5%), sales in the “other” group (by 1.8%).

In the period January–October 2023, compared to the corresponding period of 2022, retail sales increased by 6.1%.

Wholesale in trade enterprises in October 2023 (at current prices) was by 5.3% larger as compared to the previous month and by 6.4% lower as compared to October 2022, and in wholesale enterprises it was higher by 4.5% and lower by 13.8%, respectively.

In the period January–October 2023, trade entities realised wholesale by 5.8% smaller than a year ago, while wholesale enterprises by 13.9% lower.

## **Industry**

The sold production of industry in October 2023 amounted to (in current prices) PLN 23,326.0 million and was (in constant prices) higher than in the corresponding month of 2022 by 6.3%. Compared to October 2022, an increase in sold production in manufacturing was recorded by 5.5%.

In the period January–October 2023, the sold production of industry amounted to PLN 212,890.3 million (at current prices) and was (at constant prices) lower by 12.9% than in the corresponding period of 2022. In manufacturing, production decreased by 0.2%.

Among the divisions classified as manufacturing, the decline in sales was recorded, among others, in: manufacture of leather and leather products (by 39.0%), manufacture of textile products (by 34.1%), manufacture of motor vehicles, trailers and semi-trailers (by 25.2%), manufacture of products of wood, cork, straw and wicker (by 24.8%), manufacture of coke and refined petroleum products (by 22.5%), manufacture of beverages (by 15.2%), manufacture of metal products (by 14.1%), manufacture of other non-metallic mineral products (by 13.8%), manufacture of basic metals (by 12.5%), manufacture of chemicals and chemical products (by 10.5%), manufacture of electrical equipment (by 10.2%), manufacture of computers, electronic and optical products (by 9.0%).

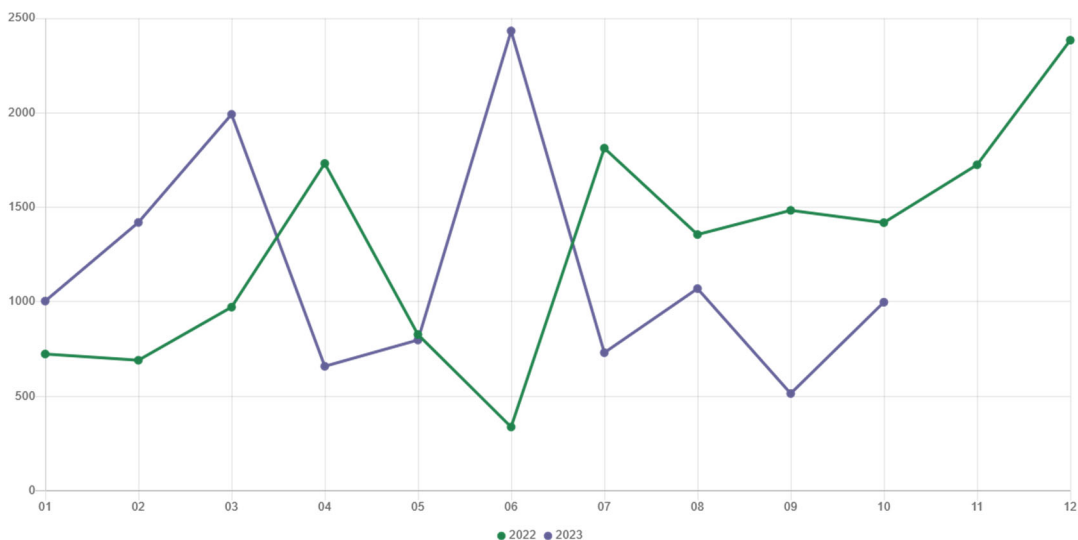
The increase in sales was recorded, among others, in: manufacture of other transport equipment (by 145.0%), repair and installation of machinery and equipment (by 25.5%), manufacture of machinery and equipment n.e.c. (by 22.9%), manufacture of wearing apparel (by 22.3%), printing and reproduction of recorded media (by 19.0%), manufacture of furniture (by 18.5%), other manufacturing (by 17.9%), manufacture of food products (by 7.0%), manufacture of pharmaceutical products (by 6.8%), manufacture of paper and paper products (by 1.9%), manufacture of rubber and plastics (by 1.8%).

Labour productivity in industry measured by production per employed person, in January–October 2023 amounted to PLN 1,123.8 thousand (at current prices) and was – at constant prices – by 13.6% lower than in the previous year.

## **Residential construction**

According to preliminary data, 998 dwellings were completed in Warszawa in October 2023, i.e. by 29.7% less than in the previous year.

**Chart 4. Dwellings completed**



In January–October 2023, 11,620 dwellings were completed (by 2.3% more than in the corresponding period of 2022), and in Mazowieckie Voivodship 34,631 dwellings, i.e. by 3.7% more than in January–October 2022. The increase in the number of dwellings completed was recorded in construction for sale or rent from 10,357 to 10,683, i.e. by 3.1% more. Whereas a decrease occurred in cooperative construction from 412 to 117, i.e. by 71.6% less, in private construction from 587 to 585, i.e. by 0.3% less. Moreover, in January–October 2023, 235 dwellings were built by public building society.

In January–October 2023, construction begun in 13,311 dwellings (by 22.0% more than in the corresponding period of 2022), of which: 12,468 in construction for sale or rent, 696 in private construction, 100 in company construction, 47 in cooperative construction.

In January–October 2023, the number of dwellings for which permits have been granted or which have been registered with a construction project amounted to 12,040 (by 34.0% less than in the corresponding period of 2022), of which 416 dwellings in buildings built by private investors.

The average useful floor area of a dwelling completed in January–October 2023, amounted to 62.5 m<sup>2</sup> and decreased by 1.3 m<sup>2</sup> compared to the corresponding period of 2022. In private construction, the average useful floor area of dwellings amounted to 169.9 m<sup>2</sup> (by 9.6 m<sup>2</sup> fewer than in the corresponding period of 2022), in construction for sale or rent – 57.1 m<sup>2</sup> (by 0.3 m<sup>2</sup> fewer), in cooperative construction – 48.4 m<sup>2</sup> (by 10.0 m<sup>2</sup> fewer), in public building society – 47.5 m<sup>2</sup>.

### **Entities of the national economy**

At the end of October 2023, there were 545,759 entities of the national economy registered in the REGON register in Warszawa, which accounted for 54.6% of the total in Mazowieckie Voivodship. Compared with September 2023, the number of entities of the national economy increased by 2,770 (i.e. by 0.5%), and compared to October 2022 increased by 27,766 (i.e. by 5.3%).

As of the end of October this year, there were 247,124 legal persons and organisational units without legal personality registered in the REGON register, of which 176,126 commercial companies. The number of these entities increased compared to the previous month by 0.5% and 0.6%, respectively, and on an annual basis by 4.7% and 5.9%, respectively.

The number of registered natural persons conducting economic activity as of the end of October 2023 amounted to 301,405 and compared to September 2023 it was higher by 0.6%, and compared to the corresponding period of the previous year increased by 5.9%.

In Warszawa, in October 2023 the most numerous were entities dealing with professional, scientific and technical activities (19.3% of total registered units), trade; repair of motor vehicles (17.1%), as well as information and communication (12.5%).

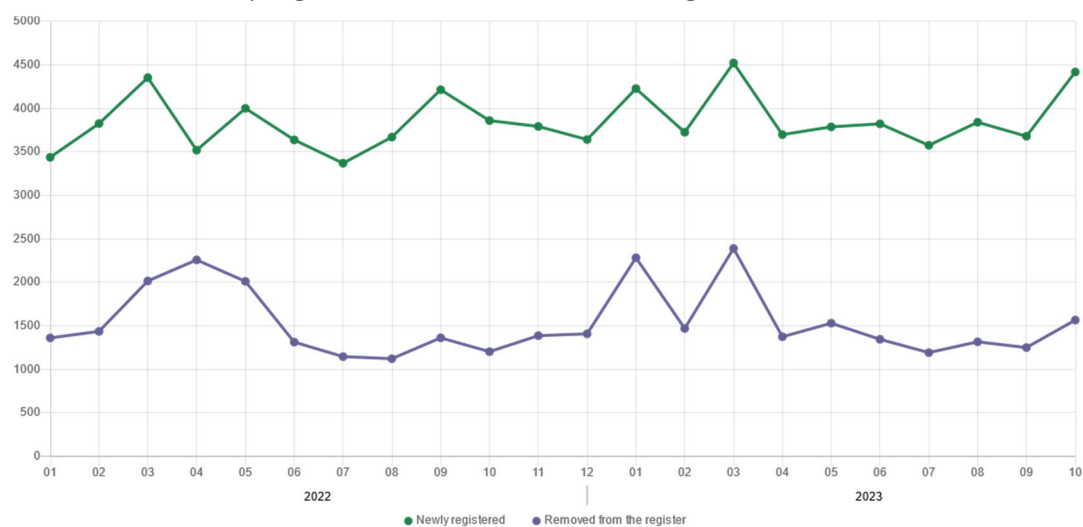
Compared to September 2023 the number of entities increased, among others, in the sections: human health and social work activities and information and communication (by 0.9% each), accommodation and catering and administrative and support service activities (by 0.7% each),

electricity, gas, steam and air conditioning supply, education as well as construction (by 0.6% each), other service activities and real estate activities (by 0.5%).

In comparison with October 2022, the largest increase was recorded in the sections: electricity, gas, steam and air conditioning supply (by 15.2%), information and communication (by 13.1%), agriculture, forestry and fishing (by 10.2%), administrative and support service activities (by 6.7%), human health and social work activities (by 6.6%), education (by 5.7%), construction (by 5.4%), professional, scientific and technical activities (by 5.1%).

In October 2023, 4,429 new entities were entered into the REGON register, i.e. by 20.1% more than in the previous month. The newly registered entities were dominated by natural persons conducting economic activity – 2,929 (by 34.4% more than in September 2023). The number of newly registered commercial companies was larger compared to the previous month by 2.4%, including limited liability companies – larger by 1.6%.

**Chart 5. Entities newly registered and removed from the register**



In October 2023, 1,567 entities were removed from the REGON register (compared to 1,251 in the previous month), including 1116 natural persons conducting economic activity (by 37.1% more).

As of the end of October 2023, 63,278 entities had suspended activity in the REGON register (by 0.5% more than a month before). The vast majority were natural persons conducting economic activity (84.6%).

In case of quoting Statistics Poland data, please provide information: “Source of data: Statistics Poland”, and in case of publishing calculations made on data published by Statistics Poland, please include the following disclaimer: “Own study based on figures from Statistics Poland”.

Prepared by:  
**Statistical Office in Warszawa**  
**Director Agnieszka Ajdyn**  
Phone: (+48 22) 464 23 15

Issued by:  
**Statistical Information Centre**  
**Marcin Kałuski**  
Phone: (+48 22) 464 20 91

**Press office**

Phone: (+48 22) 464 20 91

**e-mail: [m.kaluski@stat.gov.pl](mailto:m.kaluski@stat.gov.pl)**

-  [warszawa.stat.gov.pl/en/](http://warszawa.stat.gov.pl/en/)
-  [@Warszawa\\_STAT](https://twitter.com/Warszawa_STAT)
-  [@UrzadStatystycznywWarszawie](https://www.facebook.com/@UrzadStatystycznywWarszawie)
-  [gus\\_stat](https://www.instagram.com/gus_stat)
-  [glownyurządstatystycznygus](https://www.youtube.com/glownyurządstatystycznygus)
-  [glownyurządstatystyczny](https://www.linkedin.com/company/glownyurządstatystyczny)

**Related information**

[Communications and Announcements](#)

**Data available in databases**

[Local Data Bank → Labour market](#)

**Terms used in official statistics**

[Registered unemployed persons](#)

[Registered unemployment rate](#)

[Average paid employment](#)

[Average monthly gross wages and salaries](#)

[Dwellings completed](#)

**Evaluate**  
the study

